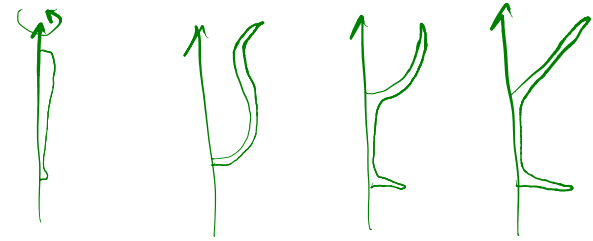


# Surfaces of Revolution

Brian Curless  
CSE 457  
Spring 2015

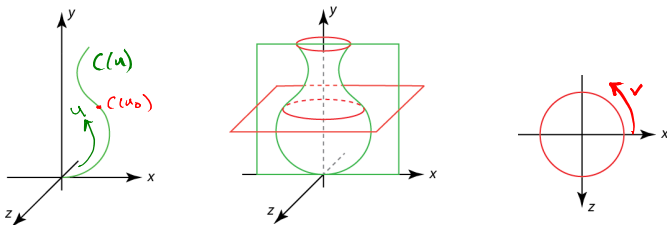
# Surfaces of revolution



Idea: rotate a 2D **profile curve** around an axis.

What kinds of shapes can you model this way?

## Constructing surfaces of revolution



**Given:** A curve  $C(u)$  in the  $xy$ -plane:

$$C(u) = \begin{bmatrix} c_x(u) \\ c_y(u) \\ 0 \\ 1 \end{bmatrix}$$

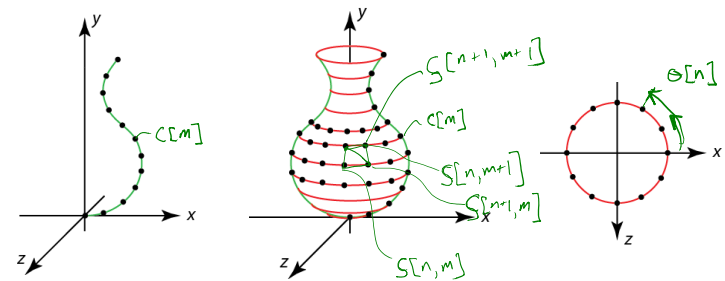
Let  $R_y(\theta)$  be a rotation about the  $y$ -axis.

**Find:** A surface  $S(u, v)$  which is  $C(u)$  rotated about the  $y$ -axis, where  $u, v \in [0, 1]$ .

**Solution:**  $S(u, v) = R_y(2\pi v)C(u)$

## Constructing surfaces of revolution

We can sample in  $u$  and  $v$  to get a grid of points over the surface.



Suppose we sample:

- ♦ in  $u$ , to give  $C[m]$  where  $m \in [0..M-1]$
- ♦ in  $v$ , to give rotation angle  $\theta[n] = 2\pi n/N$  where  $n \in [0..N-1]$

We can now write the surface as:

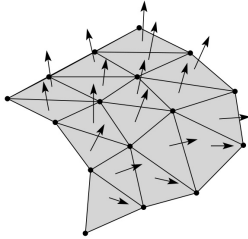
$$S[n, m] = R_y\left[\frac{2\pi n}{N}\right]C[m]$$

How would we turn this into a mesh of triangles?  
How do we assign per-vertex normals?

## Surface normals

Now that we describe the surface as a triangle mesh, we need to provide surface normals. As we'll see later, these normals are important for drawing and shading the surface (i.e., for "rendering").

One approach is to compute the normal to each triangle. How do we compute these normals?

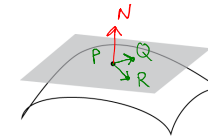


For surfaces of revolution, we can get better-looking results by analytically computing the normal at each vertex...

## Tangent vectors and tangent planes

$$t = \lim_{Q \rightarrow P} \frac{Q-P}{\|Q-P\|}$$

$$t \approx Q-P$$



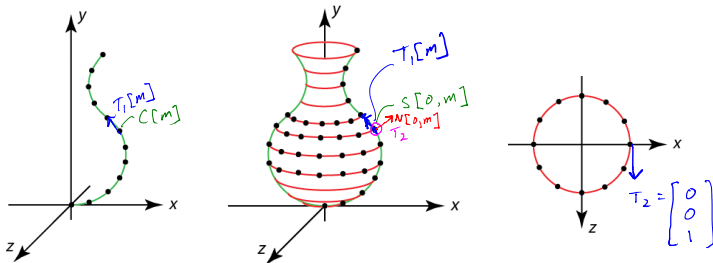
$$t_1 \approx Q-P$$

$$t_2 \approx R-P$$

$$N = t_2 \times t_1$$

$$\hat{N} = \frac{t_2 \times t_1}{\|t_2 \times t_1\|}$$

## Normals on a surface of revolution



$$T_1[m] = C[m+1] - C[m]$$

$$N[0,m] = T_1[m] \times T_2$$

$$N[n,m] = R\left(2\pi \frac{n}{N}\right) N[0,m]$$

Do this

## Triangle meshes

How should we generally represent triangle meshes?

$V_1, N_1$		
$V_2, N_2$		
$V_3, N_3$		
$V_1, N_1$		
$V_3, N_3$		
$V_4, N_4$		
$\vdots$		

<u>Vecs</u>		
0 $\rightarrow V_1, N_1$		
1 $\rightarrow V_2, N_2$		
2 $\rightarrow V_3, N_3$		
3 $\rightarrow V_4, N_4$		
$\vdots$		
<u>Do this</u>		

<u>Tris</u>
0
1
2
<u>0</u>
2
3

## Summary

What to take away from this lecture:

- ♦ All the names in boldface.
- ♦ How to compute a surface of revolution given a profile curve.
- ♦ How to represent a surface of revolution as a triangle mesh.
- ♦ How to compute per-vertex normals for a surface of revolution.