

Parametric surfaces

CSE 457
Winter 2014

1

Reading

Required:

- Angel readings for "Parametric Curves" lecture, with emphasis on 10.1.2, 10.1.3, 10.1.5, 10.6.2, 10.7.3, 10.9.4.

Optional

- Bartels, Beatty, and Barsky. *An Introduction to Splines for use in Computer Graphics and Geometric Modeling*, 1987.

2

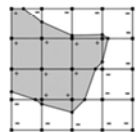
Mathematical surface representations

- Explicit $z=f(x,y)$ (a.k.a., a "height field")
 - what if the curve isn't a function, like a sphere?

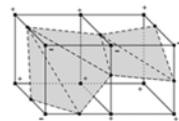
$x^2 + y^2 + z^2 = r^2$
 $x^2 + y^2 + z^2 - r^2 = 0$
 $g(x,y,z) = \dots = 0$

$f(x,y)$ produces up to 2 answers \Rightarrow not a function

- Implicit $g(x,y,z) = 0$



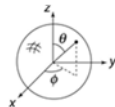
Isocontour from "marching squares"



Isocontour from "marching cubes"

- Parametric $S(u,v)=(x(u,v),y(u,v),z(u,v))$

- For the sphere:
 - $x(u,v) = r \cos 2\pi v \sin \pi u$
 - $y(u,v) = r \sin 2\pi v \sin \pi u$
 - $z(u,v) = r \cos \pi u$

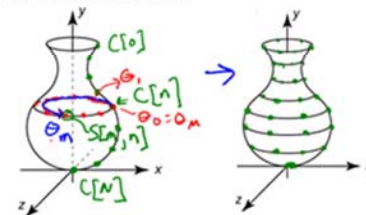


As with curves, we'll focus on parametric surfaces.

3

Surfaces of revolution

Recall that surfaces of revolution are based on the idea of rotating about an axis...



Given: A set of points $C[n]$ on a curve in the xy -plane:

$$C[n] = \begin{bmatrix} C_x[n] \\ C_y[n] \\ 0 \\ 1 \end{bmatrix} \text{ where } n \in [0, N]$$

$$\theta_m = \frac{2\pi}{M} \cdot m$$

Let $R_y(\theta_m)$ be a rotation about the y -axis by angle θ_m .

Find: A set of points $S[m,n]$ on the surface formed by rotating $C[n]$ rotated about the y -axis. Assume $m \in [0, M]$.

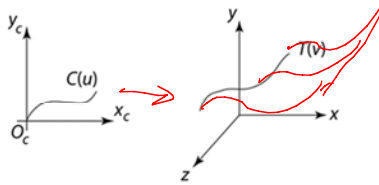
Solution: $S[m,n] = R_y\left(\frac{2\pi}{M}m\right)C[n]$

4

General sweep surfaces

The **surface of revolution** is a special case of a **swept surface**.

Idea: Trace out surface $S(u,v)$ by moving a **profile curve** $C(u)$ along a **trajectory curve** $T(v)$.



More specifically:

- Suppose that $C(u)$ lies in an (x_c, y_c) coordinate system with origin O_c .
- For every point along $T(v)$, lay $C(u)$ so that O_c coincides with $T(v)$.

5

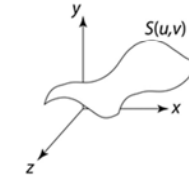
Orientation

The big issue:

- How to orient $C(u)$ as it moves along $T(v)$?

Here are two options:

1. **Fixed** (or **static**): Just translate O_c along $T(v)$.



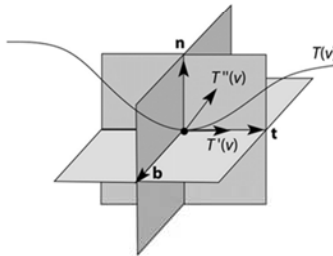
2. Moving. Use the **Frenet frame** of $T(v)$.

- Allows smoothly varying orientation.
- Permits surfaces of revolution, for example.

6

Frenet frames

Motivation: Given a curve $T(v)$, we want to attach a smoothly varying coordinate system.



To get a 3D coordinate system, we need 3 independent direction vectors.

Tangent: $\mathbf{t}(v) = \text{normalize}[T'(v)]$

Binormal: $\mathbf{b}(v) = \text{normalize}[T'(v) \times T''(v)]$

Normal: $\mathbf{n}(v) = \mathbf{b}(v) \times \mathbf{t}(v)$

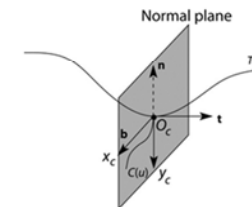
As we move along $T(v)$, the Frenet frame (t, b, n) varies smoothly.

7

Frenet swept surfaces

Orient the profile curve $C(u)$ using the Frenet frame of the trajectory $T(v)$:

- Put $C(u)$ in the **normal plane**.
- Place O_c on $T(v)$.
- Align x_c for $C(u)$ with \mathbf{b} .
- Align y_c for $C(u)$ with $-\mathbf{n}$.

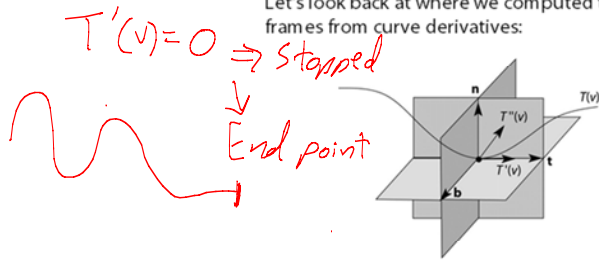


If $T(v)$ is a circle, you get a surface of revolution exactly!

8

Degenerate frames

Let's look back at where we computed the coordinate frames from curve derivatives:



Recall

$$t = \frac{T'(v)}{\|T'(v)\|}$$

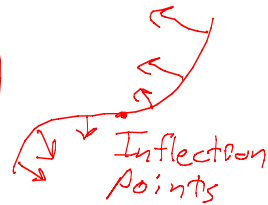
$$b = \frac{T'(v) \times T''(v)}{\|T'(v) \times T''(v)\|}$$

$$n = \frac{b \times t}{\|b \times t\|}$$

Where might these frames be ambiguous or undetermined?

Sharp Turns
 $T'(v)$ undefined



$T'(v) \| T''(v) \downarrow$
 (Handle with simpler model, e.g. Fixed/Static $C(u)$ orientation)



Variations

Several variations are possible:

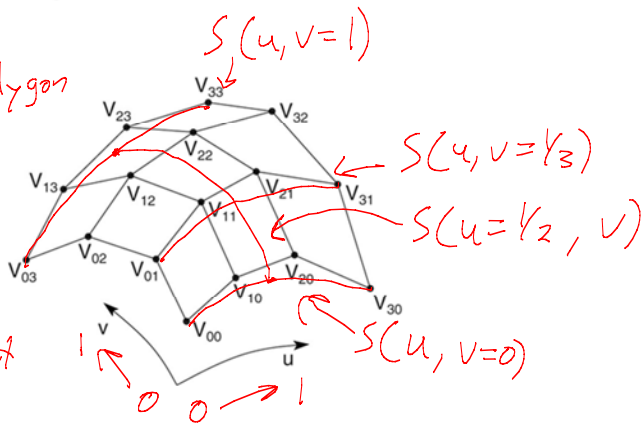
- Scale $C(u)$ as it moves, possibly using length of $T(v)$ as a scale factor.
- Morph $C(u)$ into some other curve $\tilde{C}(u)$ as it moves along $T(v)$.
- ...



Tensor product Bézier surfaces

Curves
 Bézier ctrl polygon
 ↓
 Bézier curve segment

Surfaces
 Bézier ctrl net
 ↓
 Bézier surface patch

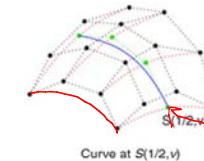
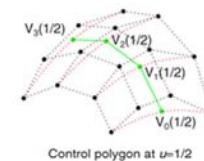
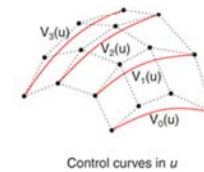
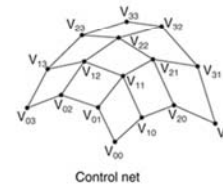


Given a grid of control points V_{ij} forming a control net, construct a surface $S(u, v)$ by:

- treating rows of V (the matrix consisting of the V_{ij}) as control points for curves $V_0(u), \dots, V_n(u)$.
- treating $V_0(u), \dots, V_n(u)$ as control points for a curve parameterized by v .

Tensor product Bézier surfaces, cont.

Let's walk through the steps:



Which control points are interpolated by the surface?

Corners

Polynomial form of Bézier surfaces

Recall that cubic Bézier curves can be written in terms of the Bernstein polynomials:

Curves

$$Q(u) = \sum_{i=0}^n V_i b_i(u)$$

A tensor product Bézier surface can be written as:

Surfaces

$$S(u, v) = \sum_{i=0}^n \sum_{j=0}^n V_i b_i(u) b_j(v)$$

In the previous slide, we constructed curves along u , and then along v . This corresponds to re-grouping the terms like so:

$$S(u, v) = \sum_{j=0}^n \left(\sum_{i=0}^n V_i b_i(u) \right) b_j(v)$$

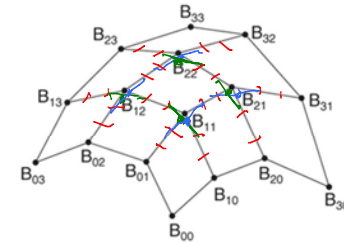
But, we could have constructed them along v , then u :

$$S(u, v) = \sum_{i=0}^n \left(\sum_{j=0}^n V_j b_j(v) \right) b_i(u)$$

13

Tensor product B-spline surfaces

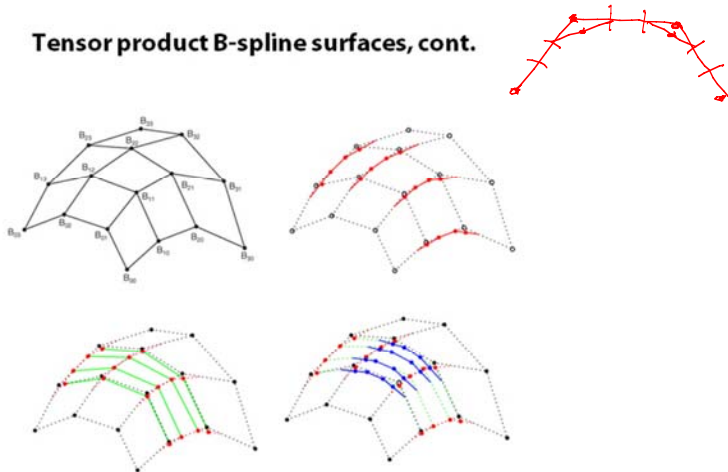
As with spline curves, we can piece together a sequence of Bézier surfaces to make a spline surface. If we enforce C^2 continuity and local control, we get B-spline curves:



- treat rows of B as control points to generate Bézier control points in u .
- treat Bézier control points in u as B-spline control points in v .
- treat B-spline control points in v to generate Bézier control points in u .

14

Tensor product B-spline surfaces, cont.

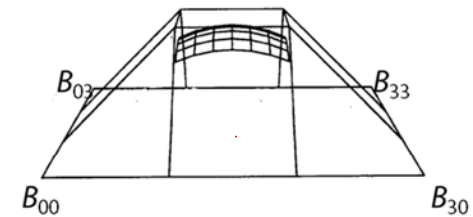


Which B-spline control points are interpolated by the surface?

15

Tensor product B-splines, cont.

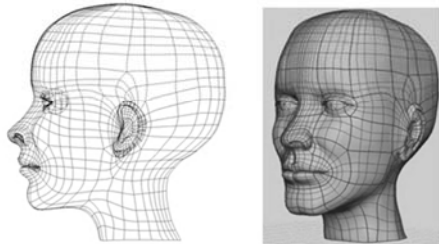
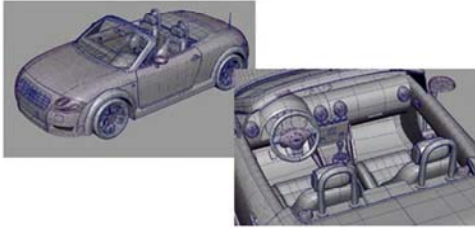
Another example:



16

NURBS surfaces

Uniform B-spline surfaces are a special case of NURBS surfaces.

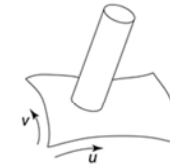


17

Trimmed NURBS surfaces

Sometimes, we want to have control over which parts of a NURBS surface get drawn.

For example:



We can do this by **trimming** the u - v domain.

- Define a closed curve in the u - v domain (a **trim curve**)
- Do not draw the surface points inside of this curve.

It's really hard to maintain continuity in these regions, especially while animating.

18

Summary

What to take home:

- How to construct swept surfaces from a profile and trajectory curve:
 - with a fixed frame
 - with a Frenet frame
- How to construct tensor product Bézier surfaces
- How to construct tensor product B-spline surfaces

19