

## Homework #2

**Assigned:** Thursday, Feb 20<sup>th</sup>

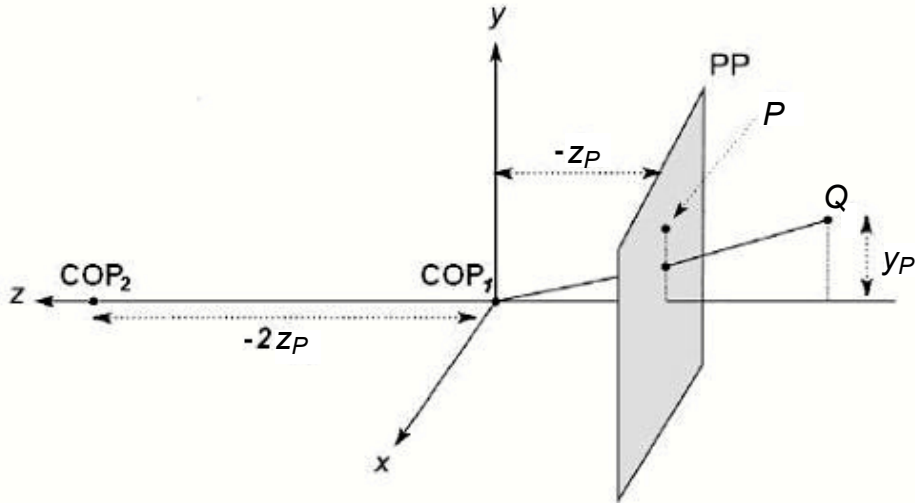
**Due:** Tuesday, March 4<sup>th</sup>  
*at the beginning of class*

**Directions:** Please provide short written answers to the following questions, using this page as a cover sheet. Be sure to justify your answers when requested. Feel free to discuss the problems with classmates, but please *answer the questions on your own*.

**Be sure to write your name on your homework solution.**  
**You may (optionally) use this page as a cover sheet.**

### Problem 1. Projections (25 points)

Imagine there is a pinhole camera located at the origin,  $COP_1$ , that is looking in the  $-z$  direction. The projection plane (PP) is the plane  $z = z_P$  (note  $z_P$  is a negative number), so that the distance from  $COP_1$  to PP is  $d = -z_P$ , as shown in the figure below. Let there be two points in the scene,  $P = [0 \ y_P \ z_P \ 1]^T$  and  $Q = [0 \ y_P \ 2z_P \ 1]^T$ .



The projection matrix for this camera is

$$\begin{bmatrix} 1 & 0 & 0 & 0 \\ 0 & 1 & 0 & 0 \\ 0 & 0 & 1/z_P & 0 \end{bmatrix}$$

This projects  $P$  to the point  $[0 \ y_P \ 1]^T$  and  $Q$  to the point  $[0 \ \frac{1}{2}y_P \ 1]^T$ .

- (8 points) Now, assume that the camera has moved to  $COP_2$  (shown above) at  $[0 \ 0 \ -2z_P \ 1]^T$ . Assume PP stays at  $z = z_P$ . Derive the new projection matrix that maps points onto PP. Show your work.
- (4 points) If your matrix in part a) is correct, point  $P$  should project to the same image point as before. Calculate the projection of point  $Q$ . How did the projection of point  $Q$  change when the camera moved from  $COP_1$  to  $COP_2$ ?
- (10 points) Suppose we want to keep the projection of  $Q$  constant at  $[0 \ \frac{1}{2}y_P \ 1]^T$ . Suppose the center of projection is at  $COP = [0 \ 0 \ z_{COP} \ 1]^T$ . To keep the projection of  $Q$  constant, we will need to vary the  $z$ -coordinate of PP; let the updated PP be  $z = \tilde{z}_P$ . Solve for  $\tilde{z}_P$  needed to keep  $Q$ 's projection constant as  $z_{COP}$  varies. Show your work. Note that the  $z$ -coordinate of  $Q$  is fixed at  $2z_P$ , but the  $z$ -coordinate of PP is now a variable,  $\tilde{z}_P$ .
- (3 points) Now consider moving the COP infinitely far back along the positive  $z$ -axis while keeping PP at its original location,  $z = z_P$ . Derive the new projection matrix for this case. Show your work. What is this sort of projection called?

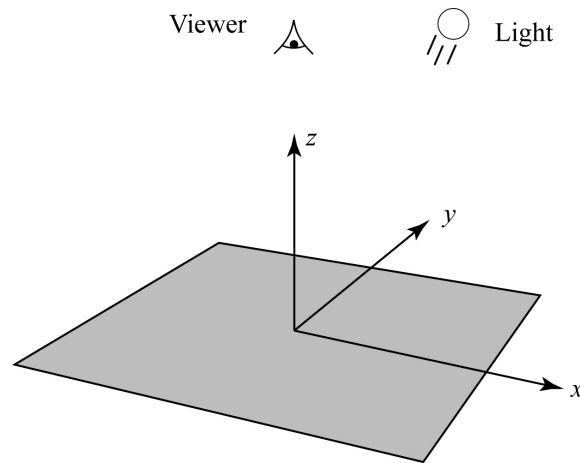
## Problem 2. Shading, displacement mapping, and normal mapping (40 points)

In this problem, an opaque surface will be illuminated by one directional light source and will reflect light according to the following Phong shading equation:

$$I = A_{shadow} L \left( k_d (\mathbf{N} \cdot \mathbf{L})_+ + k_s B (\mathbf{V} \cdot \mathbf{R})_+^{n_s} \right)$$

Note the inclusion of a shadowing term, which takes on a value of 0 or 1. For simplicity, we will assume a monochrome world where  $I$ ,  $L$ ,  $k_d$ , and  $k_s$  are scalar values.

Suppose a viewer is looking down at an infinite plane (the  $x$ - $y$  plane) as illustrated below. The scene is illuminated by a directional light source, also pointing straight down on the scene.



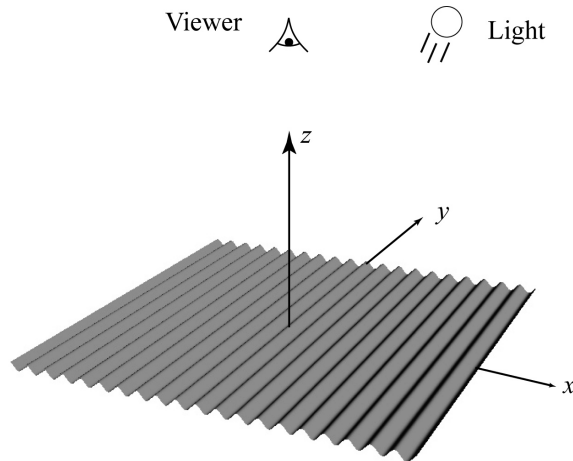
Answer the following questions below, giving brief justifications of each answer. Note that lighting and viewing directions are from the point of view of the light and viewer, respectively, and need to be negated when considering the surface-centric shading equation above. [In general, you don't need to solve equations and precisely plot functions. It is enough to describe the variables involved, how they relate to each other, and how this relationship will determine, e.g., the appearance of the surface. If you're more comfortable making the answers analytical with equations and plots, however, you are welcome to do so.]

- (3 points) Assume: Perspective viewer at  $(0,0,1)$  looking in the  $(0,0,-1)$  direction, angular field of view of 90 degrees, lighting direction of  $(0,0,-1)$ ,  $k_d = 0.5$ ,  $k_s = 0$ . Describe the brightness variation over the image seen by the viewer. Justify your answer.
- (3 points) Assume: Perspective viewer at  $(0,0,1)$  looking in the  $(0,0,-1)$  direction, angular field of view of 90 degrees, lighting direction of  $(0,0,-1)$ ,  $k_d = 0.5$ ,  $k_s = 0.5$ ,  $n_s = 10$ . Describe the brightness variation over the image seen by the viewer. Justify your answer.
- (3 points) Assume: Orthographic viewer looking in the  $(0,0,-1)$  direction, lighting direction of  $(0,0,-1)$ ,  $k_d = 0.5$ ,  $k_s = 0.5$ ,  $n_s = 10$ . Describe the brightness variation over the image seen by the viewer. Justify your answer.
- (5 points) Assume: Orthographic viewer looking in the  $(0,0,-1)$  direction,  $k_d = 0.5$ ,  $k_s = 0$ . The lighting direction starts at  $(-\sqrt{2}/2, 0, -\sqrt{2}/2)$  and then rotates around the  $z$ -axis. Describe the brightness variation over time, as seen by the viewer. Justify your answer.

**Problem 2. (cont'd)**

- e) (4 points) Assume: Orthographic viewer looking in the  $(0,0,-1)$  direction,  $k_d = 0.5$ ,  $k_s = 0.5$ ,  $n_s = 10$ . The lighting direction starts at  $(-\sqrt{2}/2, 0, -\sqrt{2}/2)$  and then rotates around the  $z$ -axis. Describe the brightness variation over time, as seen by the viewer. Justify your answer.

Suppose now the infinite plane is replaced with a surface  $z = \cos(x)$ :



We can think of this as simply adding a displacement  $d = \cos(x)$  in the normal direction to the  $x$ - $y$  plane.

- f) (6 points) Assume: Orthographic viewer looking in the  $(0,0,-1)$  direction, lighting direction of  $(0,0,-1)$ ,  $k_d = 0.5$ ,  $k_s = 0$ . At what values of  $x$  is the surface brightest? At what values is it dimmest? Describe the appearance of the surface. Justify your answers.
- g) (6 points) Assume: Orthographic viewer looking in the  $(0,0,-1)$  direction, lighting direction of  $(0,0,-1)$ ,  $k_d = 0$ ,  $k_s = 0.5$ ,  $n_s = 10$ . At what values of  $x$  is the surface brightest? Describe the appearance of the surface. How does the appearance change as  $n_s$  increases to 100? Justify your answers.

Suppose now that we simply keep the normals used in (f)-(g) and map them over the plane from the first part of the problem. The geometry will be flat, but the shading will be based on the varying normals.

- h) (6 points) Assume: Orthographic viewer looking in the  $(0,0,-1)$  direction,  $k_d = 0.5$ ,  $k_s = 0$ . If we define the lighting to have direction  $(-\sin\theta, 0, -\cos\theta)$ , will the normal mapped rendering look the same as the displacement mapped rendering for each of  $\theta = 0, 10$ , and  $80$  degrees? Justify your answer.
- i) (4 points) Assume: Orthographic viewer, lighting direction of  $(0,0,-1)$ ,  $k_d = 0.5$ ,  $k_s = 0$ . As we generally move the viewer around – rotating it to various viewing directions – will the normal mapped rendering look the same as the displacement mapped rendering? Justify your answer.

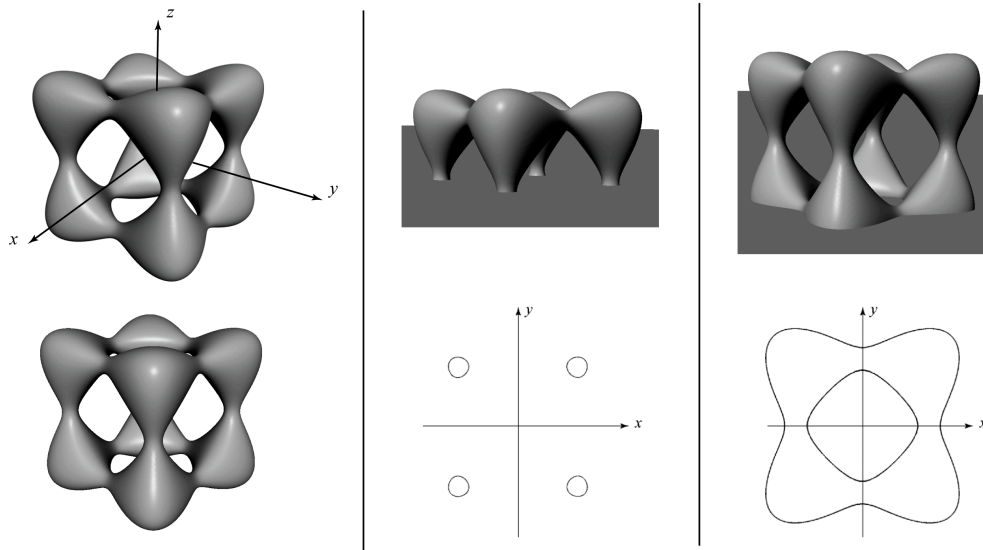
**Problem 3. Ray intersection with implicit surfaces (35 points)**

There are many ways to represent a surface. One way is to define a function of the form  $f(x, y, z) = 0$ . Such a function is called an *implicit surface* representation. For example, the equation

$f(x, y, z) = x^2 + y^2 + z^2 - r^2 = 0$  defines a sphere of radius  $r$ . Suppose we wanted to ray trace a so-called “tangle cube,” described by the equation:

$$x^4 + y^4 + z^4 - 5x^2 - 5y^2 - 5z^2 + 12 = 0$$

In the figure below, the left column shows two renderings of the tangle cube, the middle column illustrates taking a slice through the  $x$ - $y$  plane (at  $z = 0$ ), and the right column shows a slice parallel to the  $x$ - $y$  plane taken toward the bottom of the tangle cube (plane at  $z \approx -1.5$ ):



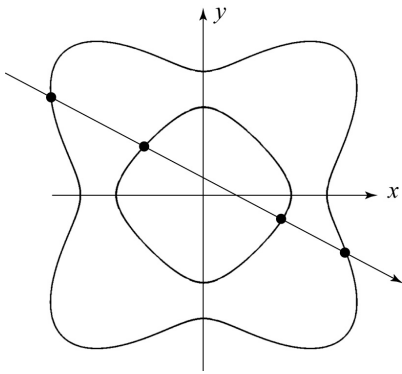
In the next problem steps, you will be asked to solve for and/or discuss ray intersections with this primitive. Performing the ray intersections will amount to solving for the roots of a polynomial, much as it did for sphere intersection. For your answers, you need to keep a few things in mind:

- You will find as many roots as the order (largest exponent) of the polynomial.
- You may find a mixture of real and complex roots. When we say complex here, we mean a number that has a non-zero imaginary component.
- All complex roots occur in complex conjugate pairs. If  $A + iB$  is a root, then so is  $A - iB$ .
- Sometimes a real root will appear more than once, i.e., has multiplicity  $> 1$ . Consider the case of sphere intersection, which we solve by computing the roots of a quadratic equation. A ray that intersects the sphere will usually have two distinct roots (each has multiplicity = 1) where the ray enters and leaves the sphere. If we were to take such a ray and translate it away from the center of the sphere, those roots get closer and closer together, until they merge into one root. They merge when the ray is tangent to the sphere. The result is one distinct real root with multiplicity = 2.

- (a) (15 points) Consider the ray  $P + t\mathbf{d}$ , where  $P = (0 \ 0 \ 0)$  and  $\mathbf{d} = (1 \ 1 \ 0)$ . Typically, we normalize  $\mathbf{d}$ , but for simplicity (and without loss of generality) you can work with the un-normalized  $\mathbf{d}$  as given here.
- Solve for all values of  $t$  where the ray intersects the tangle cube (**including** any negative values of  $t$ ). Show your work.
  - In the process of solving for  $t$ , you should have computed the roots of a polynomial. How many distinct real roots did you find? How many of them have multiplicity  $> 1$ ? How many complex roots did you find?
  - Which value of  $t$  represents the intersection we care about for ray tracing?

**Problem 3 (cont'd)**

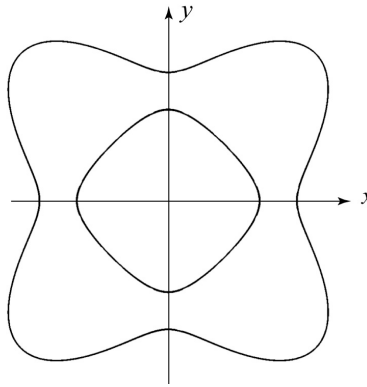
b) (20 points) What are all the possible combinations of roots when ray tracing this surface, not counting the one in part (a)? For each combination, describe the 4 roots as in part (a), draw a ray in the  $x$ - $y$  plane that gives rise to that combination, and place a dot at each intersection point. Assume the origin of the ray is outside of the bounding box of the object. There are five diagrams below that have not been filled in. You may not need all five; on the other hand, if you can actually think of more distinct cases than spaces provided, then we might just give extra credit. The first one has already been filled in. (Note: not all conceivable combinations can be achieved on this particular implicit surface. For example, there is no ray that will give a root with multiplicity 4.) **Please write on this page and include it with your homework solution. You do not need to justify your answers.**



# of distinct real roots: **4**

# of real roots w/ multiplicity > 1: **0**

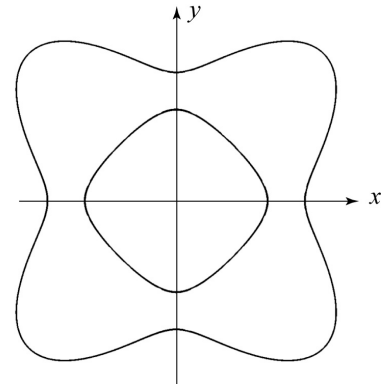
# of complex roots: **0**



# of distinct real roots:

# of real roots w/ multiplicity > 1:

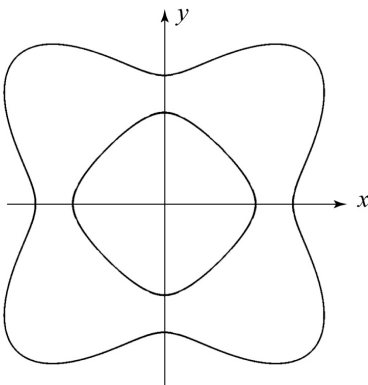
# of complex roots:



# of distinct real roots:

# of roots w/ multiplicity > 1:

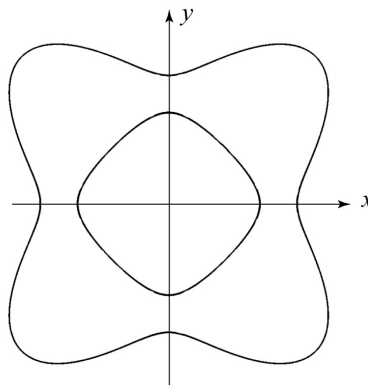
# of complex roots:



# of distinct real roots:

# of real roots w/ multiplicity > 1:

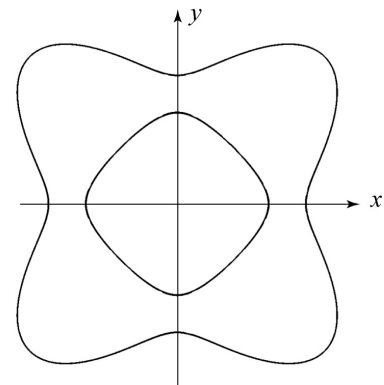
# of complex roots:



# of distinct real roots:

# of real roots w/ multiplicity > 1:

# of complex roots:



# of distinct real roots:

# of real roots w/ multiplicity > 1:

# of complex roots: