

Image processing

Brian Curless
CSE 457
Autumn 2010

Reading

Jain, Kasturi, Schunck, *Machine Vision*. McGraw-Hill, 1995. Sections 4.2-4.4, 4.5(intro), 4.5.5, 4.5.6, 5.1-5.4.

What is an image?



We can think of an **image** f , from \mathbb{R}^2 to \mathbb{R} :

- $f(x, y)$ gives the intensity of a channel at position (x, y)
- Realistically, we expect the image only to be defined over a rectangle, with a finite range:
 - $f: [a,b] \times [c,d] \rightarrow [0,1]$

A color image is just three functions pasted together. We can write this as a “vector-valued” function:

$$f(x, y) = \begin{bmatrix} r(x, y) \\ g(x, y) \\ b(x, y) \end{bmatrix}$$

Images as functions



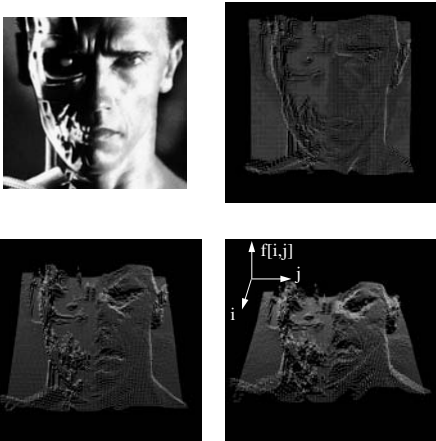
What is a digital image?

In computer graphics, we usually operate on **digital (discrete)**

- ♦ **Sample**
- ♦ **Quantize** (integer)

If our samples are Δ apart, we can write this as:

$$f[i, j] = \text{Quantize}\{ (\Delta, \Delta)\}$$



5

Image processing

An **image processing**

new image g in terms of an existing image f :

The simplest operations are those that transform each pixel in isolation. These pixel-to-pixel operations can be written:

$$g(x, y) = t(f(x, y))$$

Examples: threshold, RGB \rightarrow grayscale

Note: a typical choice for mapping to grayscale is to apply the YIQ television matrix and keep the Y.

$$\begin{bmatrix} Y \\ I \\ Q \end{bmatrix} = \begin{bmatrix} 0.299 & 0.587 & 0.114 \\ 0.596 & -0.275 & -0.321 \\ 0.212 & -0.523 & 0.311 \end{bmatrix} \begin{bmatrix} R \\ G \\ B \end{bmatrix}$$

6

Pixel movement

Some operations preserve intensities, but move pixels around in the image

$$g(x, y) = f(\tilde{x}(x, y), \tilde{y}(x, y))$$


Examples: many amusing warps of images

[Show image sequence.]

7

Noise

Image processing is also useful for noise reduction and edge enhancement. We will focus on these applications for the remainder of the lecture...




Common types of noise:

- ♦ **Salt and pepper noise**
occurrences of black and white pixels
- ♦ **Impulse noise:**
white pixels
- ♦ **Gaussian noise:** variations in intensity drawn from a Gaussian normal distribution

8

Ideal noise reduction



9

Ideal noise reduction



10

Practical noise reduction

How can we “smooth” away noise in a single image?

Is there a more abstract way to represent this sort of operation? *Of course there is!*

11

Convolution

One of the most common methods for filtering an image is called **convolution**

In 1D, convolution is defined as:

$$\begin{aligned}g(x) &= f(x) * h(x) \\ &= \int_{-\infty}^{\infty} f(x')h(x-x')dx' \\ &= \int_{-\infty}^{\infty} f(x')\tilde{h}(x'-x)dx'\end{aligned}$$

where $\tilde{h}(x) = h(-x)$.

Example:

12

Discrete convolution

For a digital signal, we define as:

$$\begin{aligned} g[n] &= f[n] * h[n] \\ &= \sum_{n'} f[n'] h[n - n'] \\ &= \sum_{n'} f[n'] \tilde{h}[n' - n] \end{aligned}$$

where $\tilde{h}[n] = h[-n]$.

Aside

One can show that convolution has some convenient properties. Given functions a, b, c

$$\begin{aligned} a * b &= b * a \\ (a * b) * c &= a * (b * c) \\ a * (b + c) &= a * b + a * c \end{aligned}$$

We'll make use of these properties later...

13

Convolution in 2D

In two dimensions, convolution becomes:

$$\begin{aligned} g(x, y) &= f(x, y) * h(x, y) \\ &= \int_{-\infty}^{\infty} \int_{-\infty}^{\infty} f(x', y') h(x - x', y - y') dx' dy' \\ &= \int_{-\infty}^{\infty} \int_{-\infty}^{\infty} f(x', y') \tilde{h}(x' - x, y' - y) dx' dy' \end{aligned}$$

where $\tilde{h}(x, y) = h(-x, -y)$.

14

Discrete convolution in 2D

Similarly, discrete convolution in 2D is:

$$\begin{aligned} g[n, m] &= f[n, m] * h[n, m] \\ &= \sum_{m'} \sum_{n'} f[n', m'] h[n - n', m - m'] \\ &= \sum_{m'} \sum_{n'} f[n', m'] \tilde{h}[n' - n, m' - m] \end{aligned}$$

where $\tilde{h}[n, m] = h[-n, -m]$.

15

Convolution representation

Since f and h are defined over finite regions, we can write them out in two-dimensional arrays:

128	54	9	78	100
145	98	240	233	86
89	177	246	228	127
67	90	255	237	95
106	111	128	167	20
221	154	97	123	0

X 0.1	X 0.1	X 0.1
X 0.1	X 0.2	X 0.1
X 0.1	X 0.1	X 0.1

Note: This is not matrix multiplication!


Q

16

Mean filters

How can we represent our noise-reducing averaging as a convolution filter (know as a **mean filter**)

Effect of mean filters



Gaussian filters

Gaussian filters weigh pixels based on their distance from the center of the convolution filter. In particular:

$$h[n,m] = \frac{e^{-(n^2+m^2)/(2\sigma^2)}}{C}$$


This does a decent job of blurring noise while preserving features of the image.

What parameter controls the width of the Gaussian?

What happens to the image as the Gaussian filter kernel gets wider?

What is the constant C

Effect of Gaussian filters




Median filters

A **median filter** $m \times m$ selecting the median intensity in the region.


What advantage does a median filter have over a mean filter?

Is a median filter a kind of convolution?


Effect of median filters



Comparison: Gaussian noise

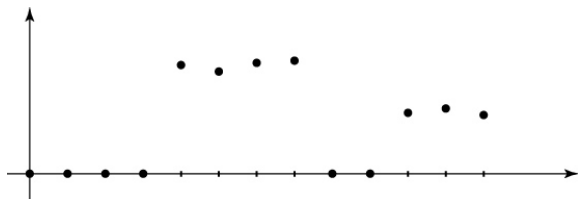
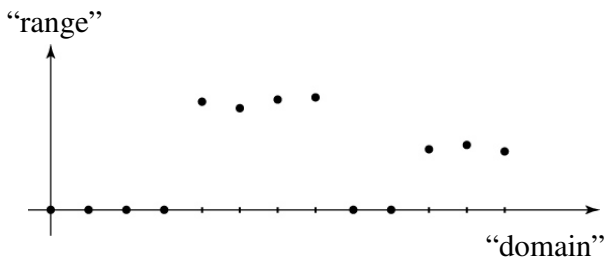


Comparison: salt and pepper noise



Bilateral filtering

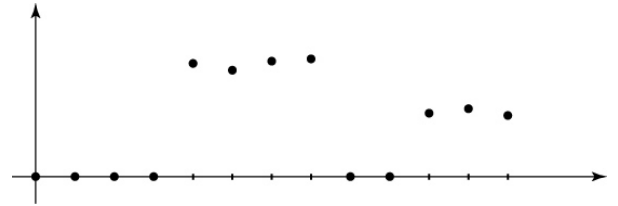
Bilateral filtering is a method to average together nearby samples only if they are similar in value.



25

Bilateral filtering

We can also change the filter to something "nicer" like Gaussians:



Recall that convolution looked like this:

$$g[n] = \sum_{n'} f[n'] h[n - n']$$

Bilateral filter is similar, but includes both range and domain filtering:

$$g[n] = 1/C \sum_{n'} f[n'] h_{\sigma_s}[n - n'] h_{\sigma_r}(f[n] - f[n'])$$

and you have to normalize as you go:

$$C = \sum_{n'} h_{\sigma_s}[n - n'] h_{\sigma_r}(f[n] - f[n'])$$

26

Input




$\sigma_r = 0.1$

$\sigma_r = 0.25$

$\sigma_s = 2$



$\sigma_s = 6$



Paris, et al. SIGGRAPH course notes 2007

27

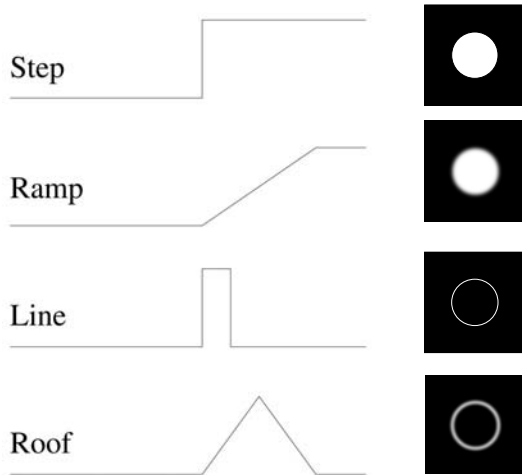
Edge detection

One of the most important uses of image processing is **edge detection**:

- ◆ Really easy for humans
- ◆ Really difficult for computers
- ◆ Fundamental in computer vision
- ◆ Important in many graphics applications

28

What is an edge?



Q: How might you detect an edge in 1D?

29

Gradients

The **gradient** is the 2D equivalent of the derivative:

$$\nabla f(x, y) = \left(\frac{\partial f}{\partial x}, \frac{\partial f}{\partial y} \right)$$

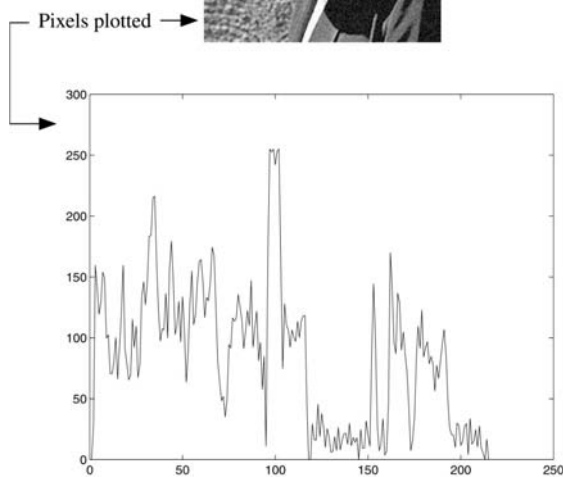
Properties of the gradient

- ◆ It's a vector
- ◆ Points in the direction of maximum increase of f
- ◆ Magnitude is rate of increase

How can we approximate the gradient in a discrete image?

30

Less than ideal edges



31

Steps in edge detection

Edge detection algorithms typically proceed in three or four steps:

- ◆ **Filtering**
- ◆ **Enhancement**: amplify the difference between edges and non-edges
- ◆ **Detection**
- ◆ **Localization** (optional): estimate geometry of edges beyond pixels

32

Edge enhancement

A popular gradient filter is the **Sobel operator**

$$s_x = \begin{bmatrix} -1 & 0 & 1 \\ -2 & 0 & 2 \\ -1 & 0 & 1 \end{bmatrix}$$

$$s_y = \begin{bmatrix} 1 & 2 & 1 \\ 0 & 0 & 0 \\ -1 & -2 & -1 \end{bmatrix}$$

We can then compute the magnitude of the vector (s_x, s_y) .

Note that these operators are conveniently “pre-flipped” for convolution, so you can directly slide these across an image without flipping first.

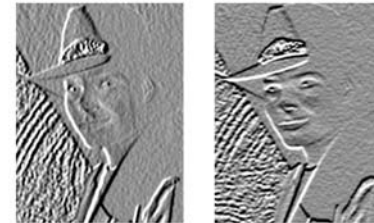
33

Results of Sobel edge detection



Original

Smoothed



Sx + 128

Sy + 128



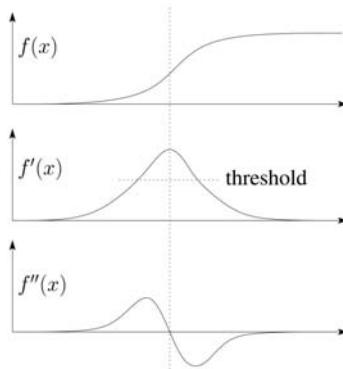
Magnitude

Threshold = 64

Threshold = 128

34

Second derivative operators



The Sobel operator can produce thick edges. Ideally, we’re looking for infinitely thin boundaries.

An alternative approach is to look for local extrema in the first derivative: places where the change in the gradient is highest.

Q: A peak in the first derivative corresponds to what in the second derivative?

Q: How might we write this as a convolution filter?

35

Localization with the Laplacian

An equivalent measure of the second derivative in 2D is the **Laplacian**:

$$\nabla^2 f(x, y) = \frac{\partial^2 f}{\partial x^2} + \frac{\partial^2 f}{\partial y^2}$$

Using the same arguments we used to compute the gradient filters, we can derive a Laplacian filter to be:

$$\Delta = \begin{bmatrix} 0 & 1 & 0 \\ 1 & -4 & 1 \\ 0 & 1 & 0 \end{bmatrix}$$

(The symbol Δ is often used to refer to the *discrete* Laplacian filter.)

Zero crossings in a Laplacian filtered image can be used to localize edges.

36

Localization with the Laplacian



Original



Smoothed

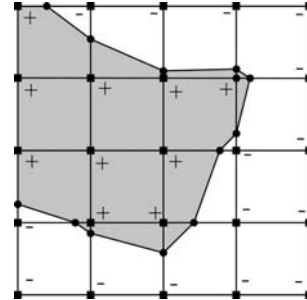


Laplacian (+128)

37

Marching squares

We can convert these signed values into edge contours using a "marching squares" technique:



38

Sharpening with the Laplacian



Original



Laplacian (+128)



Original + Laplacian



Original - Laplacian

Why does the sign make a difference?

How can you write the filter that makes the

39

Summary

What you should take away from this lecture:

- ◆ The meanings of all the boldfaced terms.
- ◆ How noise reduction is done
- ◆ How discrete convolution filtering works
- ◆ The effect of mean, Gaussian, and median filters
- ◆ What an image gradient is and how it can be computed
- ◆ How edge detection is done
- ◆ What the Laplacian image is and how it is used in either edge detection or image sharpening

40