



# Minimum Spanning Trees and Greedy Algorithms

CSE 417 Winter 21  
Lecture 7

# Where Are We

HW1 was due yesterday, can still turn it in through Thursday night using some of your late days.

HW2 and Ethics mini-project 1 are out, due Friday the 29<sup>th</sup>.

Last week was BFS and DFS.

We ended with graph modeling, won't go through those slides, but answers are there for reference.

↳ This week Greedy Algorithms

# Greedy Algorithms

What's a greedy algorithm?

An algorithm that builds a solution by:

Considering objects one at a time, in some **order**.

Using a **simple rule** to decide on each object.

Never goes back and changes its mind.

# Greedy Algorithms

## PROS

Simple

## CONS

Rarely correct

Often multiple equally intuitive options

Need to focus on proofs!

Hard to prove correct  
Usually need a fancy "structural result"  
Or complicated proof by contradiction

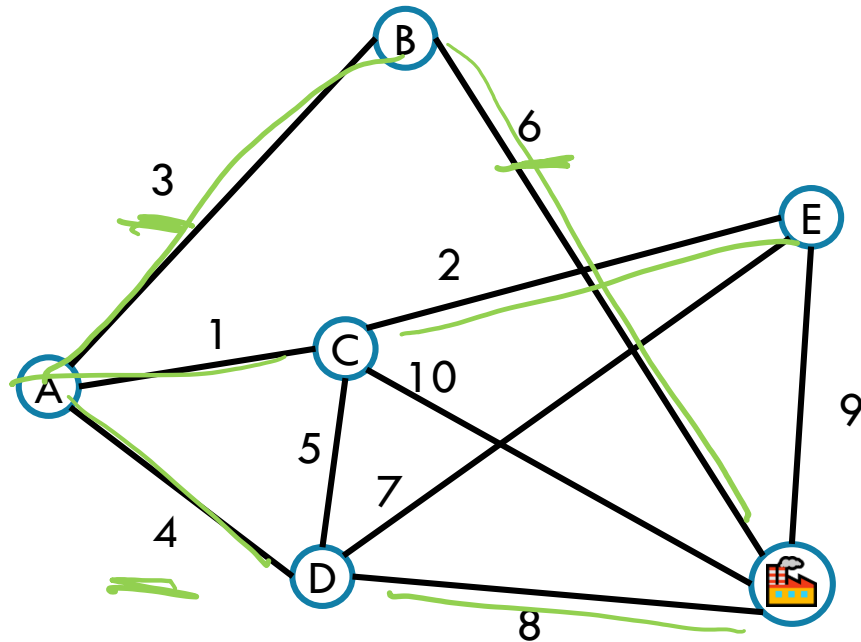
# Three Proof Techniques

- "Structural result" – the best solution must look like this, and the algorithm produces something that looks like this.
- Greedy stays ahead – greedy is always at least as good as any other algorithm. Induction
- Exchange – Contradiction proof, suppose we swapped in an element from the (hypothetical) "better" solution.

Where to start? With some greedy algorithms you've already seen.  
Minimum Spanning Trees!

# Minimum Spanning Trees

It's the 1920's. Your friend at the electric company needs to choose where to build wires to connect all these cities to the plant.



She knows how much it would cost to lay electric wires between any pair of cities, and wants the cheapest way to make sure electricity from the plant to every city.

# Minimum Spanning Trees

What do we need? A set of edges such that:  
Every vertex touches at least one of the edges. (the edges span the graph)  
The graph on just those edges is connected.  
The minimum weight set of edges that meet those conditions.

## Minimum Spanning Tree Problem

**Given:** an undirected, weighted graph  $G$

**Find:** A minimum-weight set of edges such that you can get from any vertex of  $G$  to any other on only those edges.

Answer is always a tree.

# Greedy MST algorithms

You've seen two algorithms for MSTs

## Kruskal's Algorithm:

**Order:** Sort the edges in increasing weight order

**Rule:** If connect new vertices (doesn't form a cycle), add the edge.

## Prim's Algorithm:

**Order:** lightest weight edge that adds a new vertex to our current component

**Rule:** Just add it!



# Kruskal's Algorithm

```
KruskalMST(Graph G)
```

```
    initialize each vertex to be its own component
```

```
    sort the edges by weight
```

```
    foreach(edge (u, v) in sorted order) {
```

```
        if(u and v are in different components) {
```

```
            add (u,v) to the MST
```

```
            Update u and v to be in the same component
```

```
        }
```

```
    }
```

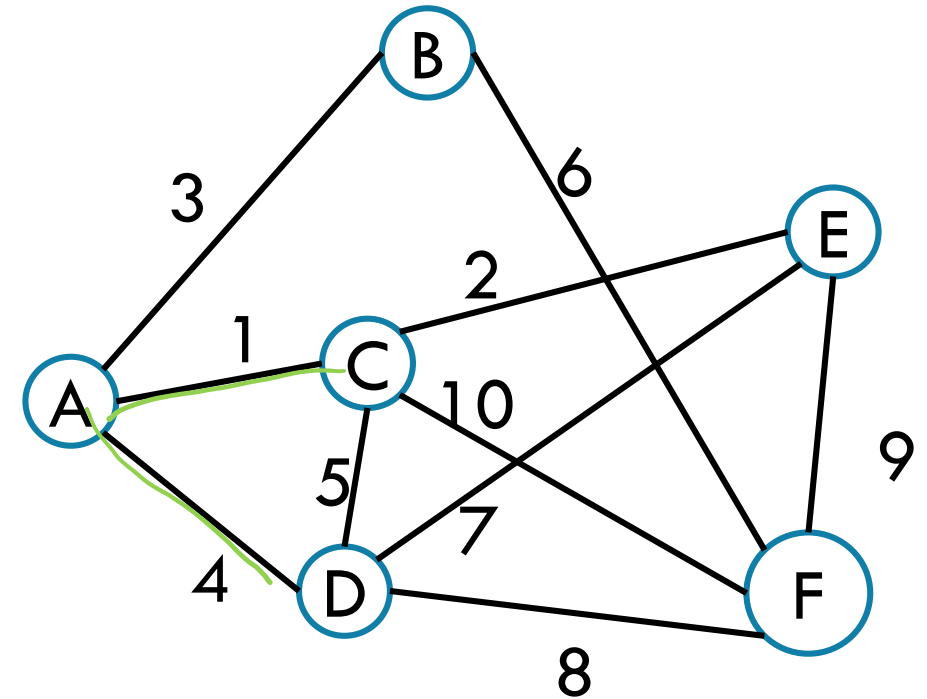
# Try It Out

KruskalMST(Graph G)

```

initialize each vertex to be its own component
sort the edges by weight
foreach(edge (u, v) in sorted order){
    if(u and v are in different components){
        add (u,v) to the MST
        Update u and v to be in the same
component
    }
}

```



Edge	Include?	Reason
(A,C)		
(C,E)		
(A,B)		
(A,D)		
(C,D)		

Edge (cont.)	Inc?	Reason
(B,F)		
(D,E)		
(D,F)		
(E,F)		
(C,F)		



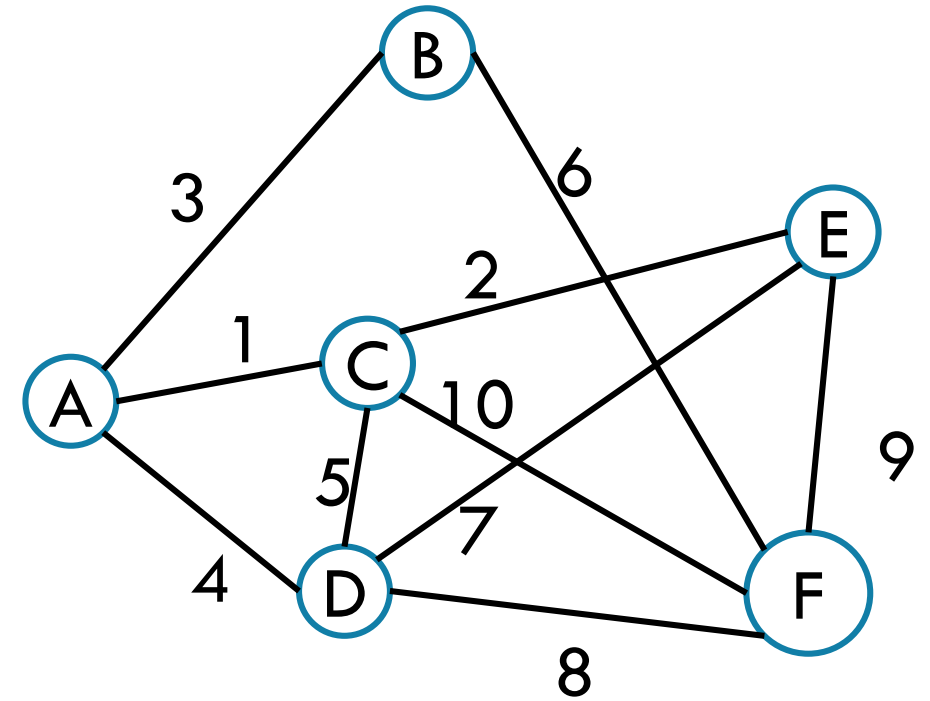
# Try It Out

KruskalMST(Graph G)

```

initialize each vertex to be its own component
sort the edges by weight
foreach(edge (u, v) in sorted order){
    if(u and v are in different components){
        add (u,v) to the MST
        Update u and v to be in the same
component
    }
}

```



Edge	Include?	Reason
(A,C)	Yes	
(C,E)	Yes	
(A,B)	Yes	
(A,D)	Yes	
(C,D)	No	Cycle A,C,D,A

Edge (cont.)	Inc?	Reason
(B,F)	Yes	
(D,E)	No	Cycle A,C,E,D,A
(D,F)	No	Cycle A,D,F,B,A
(E,F)	No	Cycle A,C,E,F,D,A
(C,F)	No	Cycle C,A,B,F,C

# Code

PrimMST(Graph G)

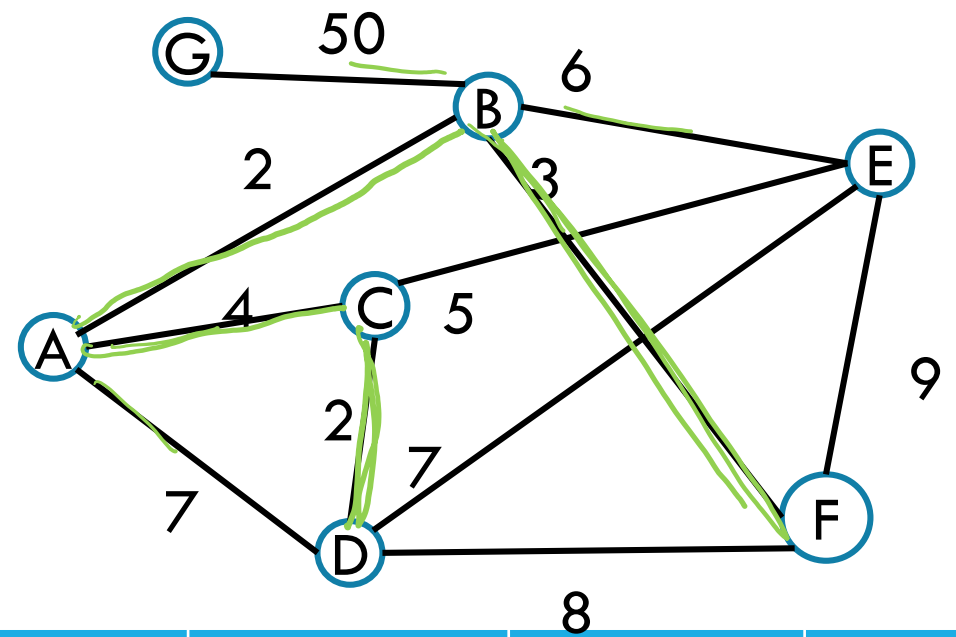
```
    initialize costToAdd to  $\infty$ 
    mark source as costToAdd 0
    mark all vertices unprocessed, mark source as processed
    foreach(edge (source, v) ) {
        v.costToAdd = weight(source,v)
        v.bestEdge = (source,v)
    }
    while(there are unprocessed vertices){
        let u be the cheapest to add unprocessed vertex
        add u.bestEdge to spanning tree
        foreach(edge (u,v) leaving u){
            if(weight(u,v) < v.costToAdd AND v not processed) {
                v.costToAdd = weight(u,v)
                v.bestEdge = (u,v)
            }
        }
        mark u as processed
    }
```

# Try it Out

```

PrimMST(Graph G)
  initialize costToAdd to  $\infty$ 
  mark source as costToAdd 0
  mark all vertices unprocessed
  mark source as processed
  foreach(edge (source, v) ) {
    v.costToAdd = weight(source,v)
    v.bestEdge = (source,v)
  }
  while(there are unprocessed vertices) {
    let u be the cheapest unprocessed vertex
    add u.bestEdge to spanning tree
    foreach(edge (u,v) leaving u){
      if(weight(u,v) < v.costToAdd
      AND v not processed){
        v.costToAdd = weight(u,v)
        v.bestEdge = (u,v)
      }
    }
    mark u as processed
  }
}

```



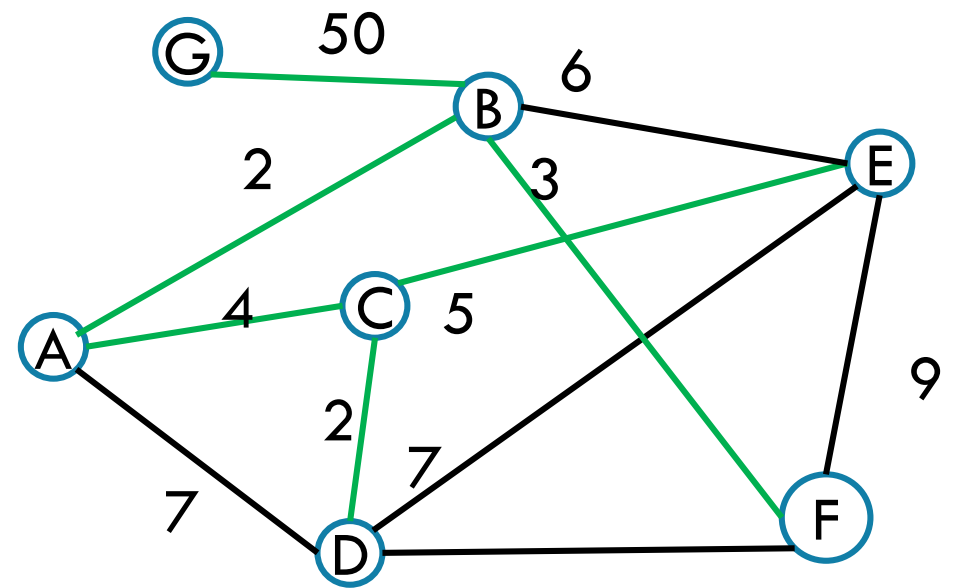
Vertex	costToAdd	Best Edge	Processed
A			
B			
C			
D			
E			
F			
G			

# Try it Out

```

PrimMST(Graph G)
  initialize costToAdd to  $\infty$ 
  mark source as costToAdd 0
  mark all vertices unprocessed
  mark source as processed
  foreach(edge (source, v) ) {
    v.costToAdd = weight(source,v)
    v.bestEdge = (source,v)
  }
  while(there are unprocessed vertices) {
    let u be the cheapest unprocessed vertex
    add u.bestEdge to spanning tree
    foreach(edge (u,v) leaving u){
      if(weight(u,v) < v.costToAdd
      AND v not processed){
        v.costToAdd = weight(u,v)
        v.bestEdge = (u,v)
      }
    }
    mark u as processed
  }
  }

```



Vertex	costToAdd	Best Edge	Processed
A	--	--	Yes
B	2	(A,B)	Yes
C	4	(A,C)	Yes
D	<del>7</del> 2	<del>(A,D)</del> (C,D)	Yes
E	<del>6</del> 5	<del>(B,E)</del> (C,E)	Yes
F	3	(B,F)	Yes
G	50	(B,G)	Yes

# Correctness

You're already familiar with the algorithms.

We'll use this problem to practice the proof techniques.

We'll do both structural and exchange

# Structural Proof

For simplicity – assume all edge weights are distinct and that there is only one minimum spanning tree.

“Structural result” – the best solution must look like this, and the algorithm produces something that looks like this.

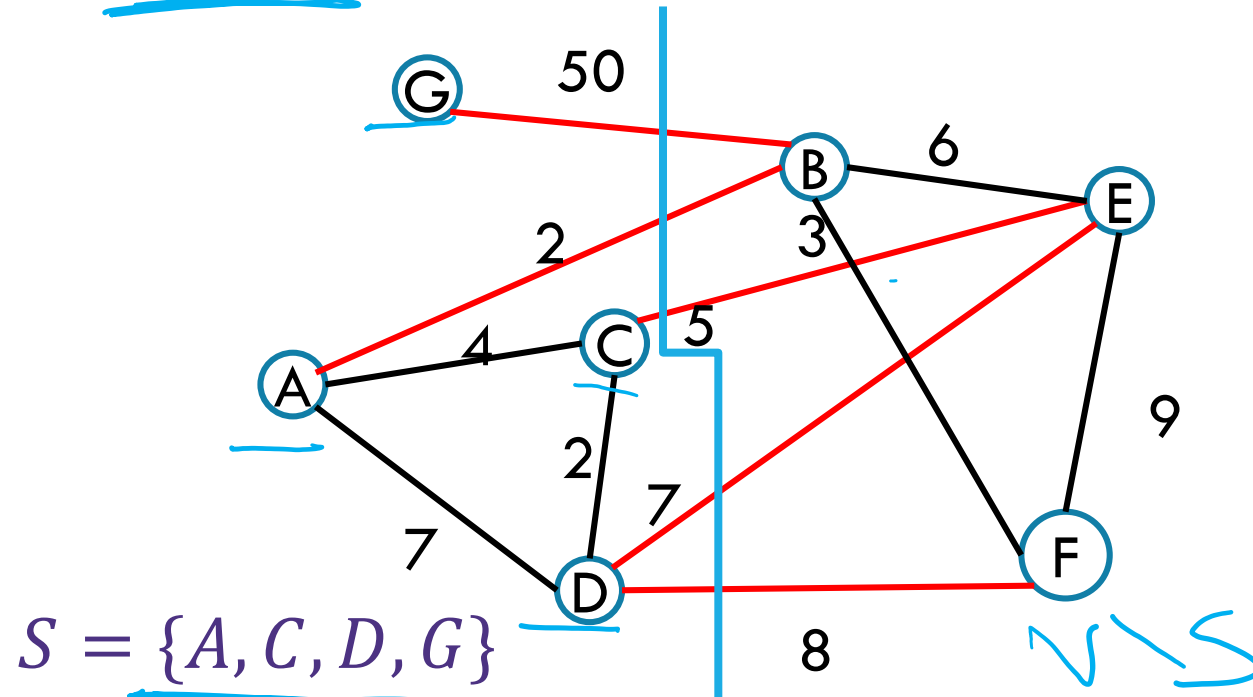
Example: every spanning tree has  $n - 1$  edges.  
So we better have our algorithm produce  $n - 1$  edges.

Is that enough? No! Lots of different trees (including non minimum ones) have  $n - 1$  edges. Need to say which edges are in the tree.



# Safe Edge

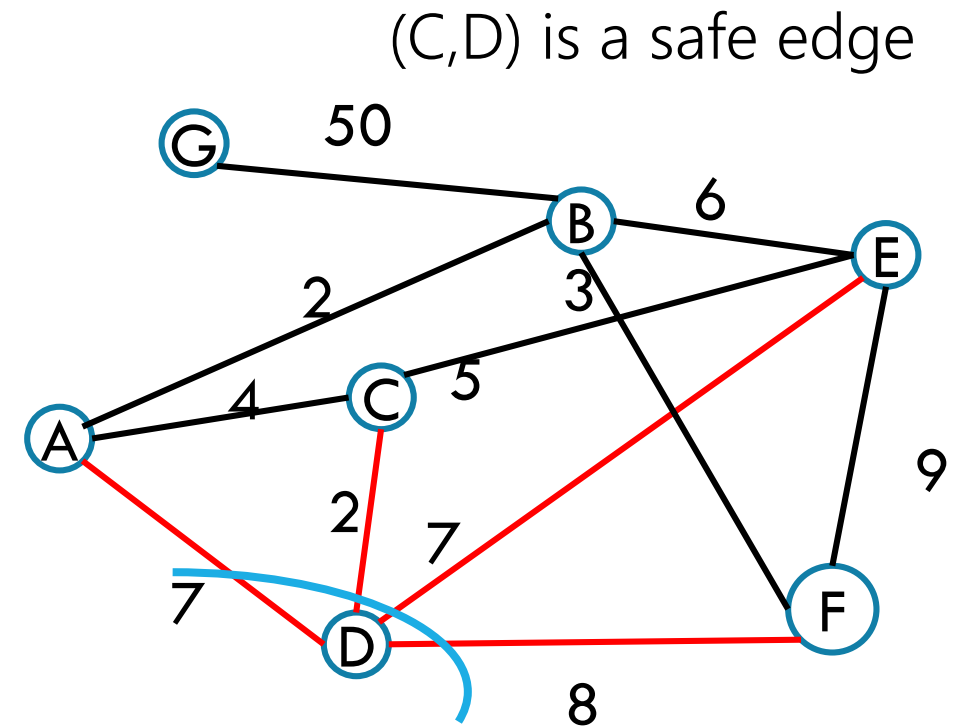
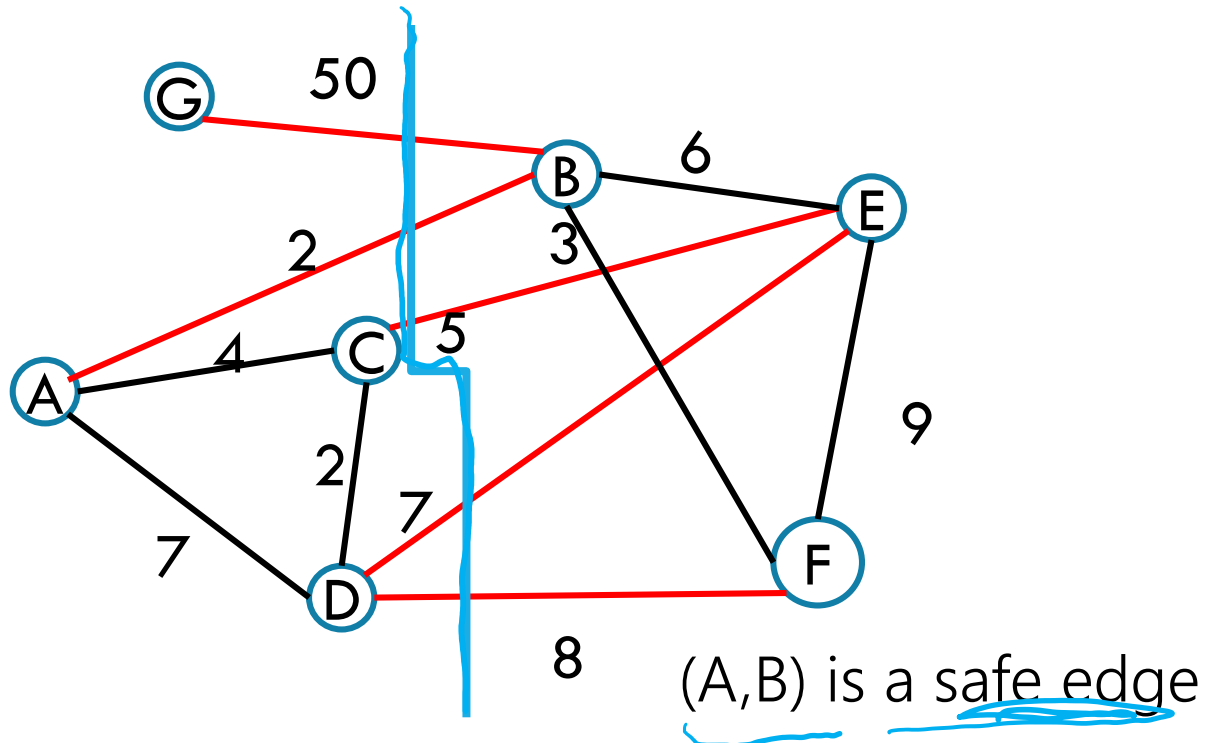
A "cut"  $(S, V \setminus S)$  is a split of the vertices into a subset  $S$  and the remaining vertices  $V \setminus S$ .



Edges in red "span" or "cross" the cut (go from  $S$  to  $V \setminus S$ ).

# Safe Edge

Call an edge,  $e$ , a "safe edge" if there is some cut  $(S, V \setminus S)$  where  $e$  is the minimum edge spanning that cut

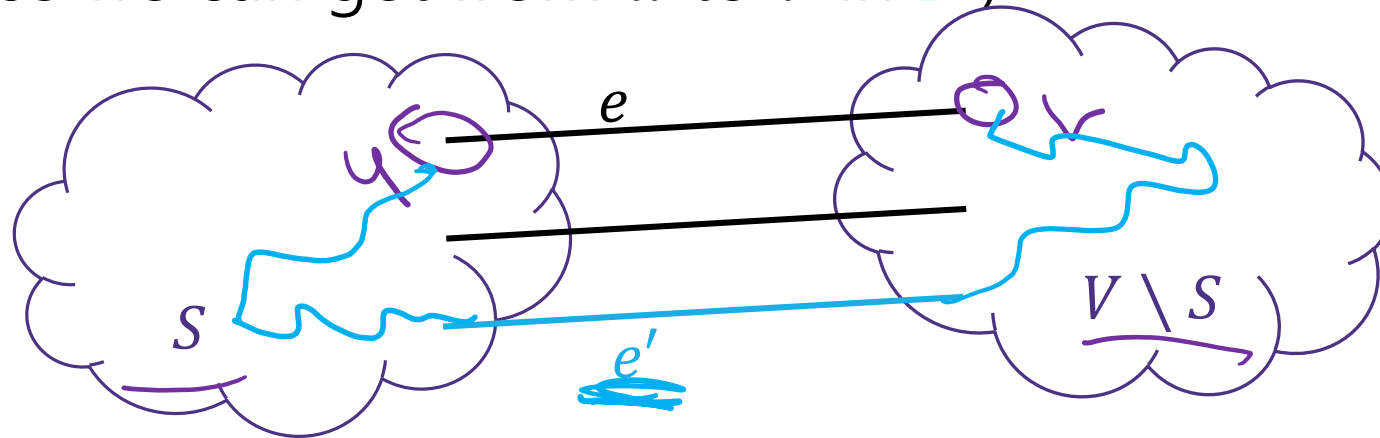


# MSTs and Safe Edges

Every safe edge is in the MST.

**Proof:** Suppose, for the sake of contradiction, that  $e = (u, v)$  is a safe edge, but not in the MST.

Let  $(S, V \setminus S)$  be a cut where  $e$  is the minimum edge spanning  $(S, V \setminus S)$ . Let  $T'$  be the MST. The MST has (at least one) an edge  $e'$  that crosses the cut (since we can get from  $u$  to  $v$  in  $T'$ )

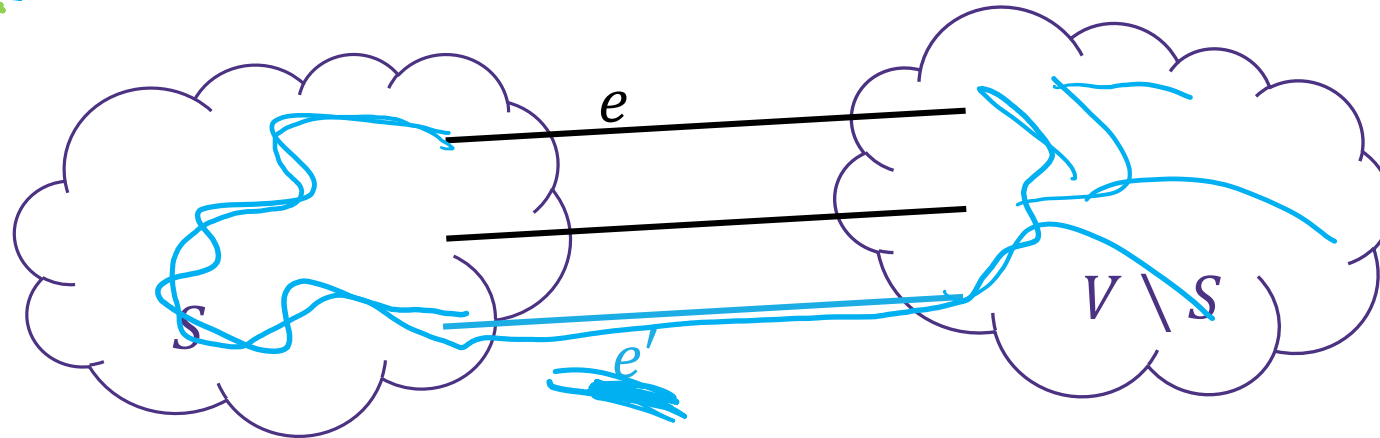


# MSTs and Safe Edges

Add  $e=(u, v)$  to  $T'$ .

The new graph has a cycle including both  $e$  and  $e'$ , The cycle exists because  $u$  and  $v$  were connected to each other in  $T'$  (since it was a spanning tree).

Consider  $T''$ , which is  $T'$  with  $e$  added and  $e'$  removed.




# MSTs and Safe Edges


Consider  $T''$ , which is  $T'$  with  $e$  added and  $e'$  removed.

- ✓  $T''$  crosses: if the path from  $x$  to  $y$  in  $T'$  didn't use  $e'$  it still exists. If it did use  $e'$ , follow along the path to  $e'$ , along the cycle through  $e$  to the other side.
- ✓ And it's a tree (it has  $n - 1$  edges).

What's its weight? Less than  $T'$  --  $e$  was the lightest edge spanning  $(S, V \setminus S)$ . That's a contradiction!  $T'$  was the minimum spanning tree.



# Prim's only adds safe edges

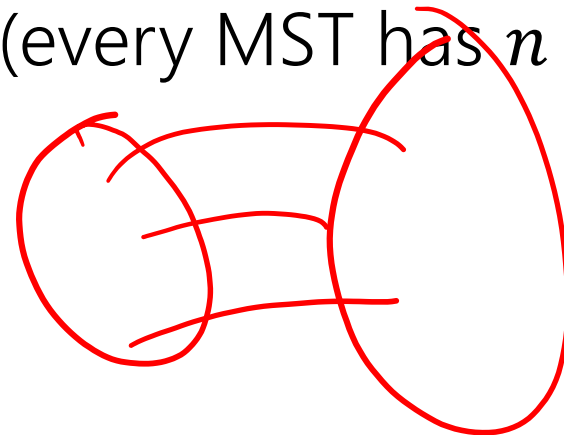


When we add an edge, we add the minimum weight one among those that span from the already connected vertices to the not-yet-connected ones.

That's a cut! And that cut shows the edge we added is safe!

So we only add safe edges...


...and we added all the edges we need (every MST has  $n - 1$  edges)





# Kruskal's Proof

edge in  $T'$  but not  
in  $T_K$ , heavier than  $e$



Suppose, for the sake of contradiction,  $T_K$  the tree found by Kruskal's algorithm isn't a minimum spanning tree. Let  $T'$  be the true minimum spanning tree.

Let  $e = (u, v)$  be the lightest edge in  $T_K$  but not in  $T'$ . Add  $e$  to  $T'$ , and we will create a cycle (because there is a way to get from  $u$  to  $v$  in  $T_{OPT}$  by it being a spanning tree).

$e$  is not the heaviest edge on the cycle. Anything lighter than  $e$  is already in  $T_K$ , and we put  $e$  in  $T_K$  so it didn't create a cycle there (since we check for cycles before adding it). That means there is an edge on the cycle heavier than  $e$ . Delete that edge, and call the resulting graph  $T''$ . Observe that  $T''$  is a spanning tree (it has  $n - 1$  edges, and spans all the same vertices  $T'$  did since we deleted an edge from a cycle). But it has less weight than  $T'$  which was supposed to be the MST. That's a contradiction!



# Hey...Wait a minute

Those arguments were pretty similar. They both used an “exchange” idea.

The boundaries between the proof principles are a little blurry...

They’re meant to be useful for you for thinking about “where to start” with a proof, not be a beautiful taxonomy of exactly what technique is which.



## More Greedy Problems



# Trip Planning

Your goal is to follow a pre-set route from New York to Los Angeles.

You can drive 500 miles in a day, but you need to make sure you can stop at a hotel every night (all possibilities premarked on your map)

You'd like to stop for the fewest number of nights possible – what should you plan?

Greedy: Go as far as you can every night.

Is greedy optimal?

Or is there some reason to “stop short” that might let you go further the next night?

# Trip Planning

Greedy works!

Because “greedy stays ahead”

Let  $g_i$  be the hotel you stop at on night  $i$  in the greedy algorithm.

Let  $OPT_i$  be the hotel you stop at in the optimal plan (the fewest nights plan).

Claim:  $g_i$  is always at least as far along as  $OPT_i$ .

Base Case:  $i = 1$ , OPT and the algorithm choose between the same set of hotels (all at most 500 miles from the start),  $g_i$  is the farthest of those by the algorithm definition, so  $g_i$  is at least as far as  $OPT_i$ .

# Trip Planning

Inductive Hypothesis: Suppose through the first  $k$  hotels,  $g_k$  is farther along than  $OPT_k$ .

Inductive Step:

When we select  $g_{k+1}$ , we can choose any hotel within 500 miles of  $g_k$ , since  $g_k$  is at least as far along as  $OPT_k$  everything less than 500 miles after  $OPT_k$  is also less than 500 miles after  $g_k$ . Since we take the farthest along hotel,  $g_{k+1}$  is at least as far along as  $OPT_{k+1}$ .



## Wrapping MSTs



# Other MST Algorithms

You know Prim's and Kruskal's already.

Option 3: Reverse-Delete algorithm

Start from the full graph

Sort edges in **decreasing** order, **delete** an edge if it won't disconnect the graph.

NOT practical (Prim's and Kruskal's are at least as fast, and conceptually easier), but fun fact!

# Other MST Algorithms

How would you prove Reverse-Delete works?

Structural Proof?

Exchange Argument?

Greedy Stays Ahead?

Introduce yourselves!

If you can turn your video on, please do.

If you can't, please unmute and say hi.

If you can't do either, say "hi" in chat.

**Choose someone to share screen,  
showing this pdf.**

Fill out the poll everywhere for  
Activity Credit!

Go to [pollev.com/cse417](https://pollev.com/cse417) and login  
with your UW identity



# Other MST Algorithms

Option 4: Boruvka's Algorithm (also called Sollin's Algorithm)

Start with empty graph, use BFS to find lightest edge leaving each component.

Add ALL such edges found (they're all safe edges)

Recurse until the graph is all one component (i.e. a tree)

Consider it for your practical applications!

It naturally parallelizes (unlike the other MST algorithms),

Has same worst case running time as Prim's/Kruskal's!



**More Greedy**

---

# Change-Making

Suppose you need to “make change” with the fewest number of coins possible.

Greedy algorithm:

Take the biggest coin less than the change remaining.


Is the greedy algorithm optimal if you have  
1 cent coins, 10 cent coins, and 15 cent coins?

# Interval Scheduling

You have a single processor, and a set of jobs with fixed start and end times.

Your goal is to maximize the number of jobs you can process.

I.e. choose the maximum number of non-overlapping intervals.




# Interval Scheduling

You have a single processor, and a set of jobs with fixed start and end times.

Your goal is to maximize the number of jobs you can process.

I.e. choose the maximum number of non-overlapping intervals.



3 non-overlapping  
intervals

# Interval Scheduling

You have a single processor, and a set of jobs with fixed start and end times.

Your goal is to maximize the number of jobs you can process.

I.e. choose the maximum number of non-overlapping intervals.




3 other non-overlapping intervals

# Interval Scheduling

You have a single processor, and a set of jobs with fixed start and end times.

Your goal is to maximize the number of jobs you can process.

I.e. choose the maximum number of non-overlapping intervals.



OPT is 3 – there is no way to have 4 non-overlapping intervals;  
both the red and purple solutions are equally good.

# Greedy Ideas

What ordering should we use?

Think of **at least two** orderings you think might work.



# Greedy Algorithm

Some possibilities

Earliest end time (add if no overlap with previous selected)

Latest end time

Earliest start time

Latest start time

Shortest interval

Fewest overlaps (with remaining intervals)

# Greedy

That list slide is the real difficulty with greedy algorithms.

All of those look at least somewhat plausible at first glance.

With MSTs that was fine – lots of ideas work!

It's not fine here.

As a first step – try to find counter-examples to narrow down

# Greedy Algorithm

Earliest end time (add if no overlap with previous selected)

Latest end time

Earliest start time

Latest start time

Shortest interval

Fewest overlaps (with remaining intervals)

# Take Earliest Start Time – Counter Example



# Take Earliest Start Time – Counter Example



Algorithm finds  
Optimum

Taking the one with the earliest start time doesn't give us the best answer.

# Shortest Interval



# Shortest Interval



Algorithm finds  
Optimum

Taking the shortest interval first doesn't give us the best answer

# Earliest End Time

Intuition: If  $u$  has the earliest end time, and  $u$  overlaps with  $v$  and  $w$  then  $v$  and  $w$  also overlap.

Why?

If  $u$  and  $v$  overlap, then both are “active” at the instant before  $u$  ends (otherwise  $v$  would have an earlier end time).

Otherwise  $v$  would have an earlier end time than  $u$ ! By the same reasoning,  $w$  is also “active” the instant before  $u$  ends. So  $v$  and  $w$  also overlap with each other.



# Earliest End Time

Can you prove it correct?

Do you want to use

Structural Result

Exchange Argument

Greedy Stays Ahead

# Exchange Argument

Let  $A = a_1, a_2, \dots, a_k$  be the set of intervals selected by the greedy algorithm, ordered by endtime

$OPT = o_1, o_2, \dots, o_\ell$  be the maximum set of intervals, ordered by endtime.

Our goal will be to “exchange” to show  $A$  has at least as many elements as  $OPT$ .

Let  $a_i, o_i$  be the first two elements where  $a_i$  and  $o_i$  aren't the same. Since  $a_{i-1}$  and  $o_{i-1}$  are the same, neither  $a_i$  nor  $o_i$  overlaps with any of  $o_1, \dots, o_{i-1}$ . And by the greedy choice,  $a_i$  ends no later than  $o_i$  so  $a_i$  doesn't overlap with  $o_{i+1}$ . So we can exchange  $a_i$  into  $OPT$ , replacing  $o_i$  and still have  $OPT$  be valid.

# Exchange Argument

Repeat this argument until we have changed OPT into  $A$ .

Can OPT have more elements than  $A$ ?

No! After repeating the argument, we could change every element of OPT to  $A$ . If OPT had another element, it wouldn't overlap with anything in OPT, and therefore can't overlap with anything in  $A$  after all the swaps. But then the greedy algorithm would have added it to  $A$ .

So  $A$  has the same number of elements as OPT does, and we really found an optimal

# Greedy Stays Ahead

Let  $A = a_1, a_2, \dots, a_k$  be the set of intervals selected by the greedy algorithm, ordered by endtime

$OPT = o_1, o_2, \dots, o_\ell$  be the maximum set of intervals, ordered by endtime.

Our goal will be to show that for every  $i$ ,  $a_i$  ends no later than  $o_i$ .

Proof by induction:

Base case:  $a_1$  has the earliest end time of any interval (since there are no other intervals in the set when we consider  $a_1$  we always include it), thus  $a_1$  ends no later than  $o_1$ .

# Greedy Stays Ahead

Inductive Hypothesis: Suppose for all  $i \leq k$ ,  $a_i$  ends no later than  $o_i$ .

IS: Since (by IH)  $a_k$  ends no later than  $o_k$ , greedy has access to everything that doesn't overlap with  $a_k$ . Since  $a_k$  ends no later than  $o_k$ , that includes  $o_{k+1}$ . Since we take the first one that doesn't overlap,  $a_{k+1}$  will also end before  $o_{k+1}$ .

Therefore  $a_{k+1}$  ends no later than  $o_{k+1}$