

CSE 332 Winter 2024

Lecture 5: Priority Queues

Nathan Brunelle

<http://www.cs.uw.edu/332>

ADT: Queue



- What is it?
 - A “First In First Out” (FIFO) collection of items
- What Operations do we need?
 - Enqueue
 - Add a new item to the queue
 - Dequeue
 - Remove the “oldest” item from the queue
 - Is_empty
 - Indicate whether or not there are items still on the queue

ADT: Priority Queue

→ 1. Call Mom
2. Vacuum
3. Laundry

- What is it?
 - A collection of items and their "priorities"
 - Allows quick access/removal to the "top priority" thing
- What Operations do we need?
 - insert(item, priority)
 - Add a new item to the PQ with indicated priority
 - Usually, smaller priority value means more important
 - deleteMin
 - Remove and return the "top priority" item from the queue
 - is_empty
 - Indicate whether or not there are items still on the queue
- Note: the "priority" value can be any type/class so long as it's comparable (i.e. you can use "<" or "compareTo" with it)

Priority Queue, example

```
PriorityQueue PQ = new PriorityQueue();
```

```
PQ.insert(5,5)
```

```
PQ.insert(6,6)
```

```
PQ.insert(1,1)
```

```
PQ.insert(3,3)
```

```
PQ.insert(8,8)
```

```
Print(PQ.deleteMin) 1
```

```
Print(PQ.deleteMin) 3
```

```
Print(PQ.deleteMin) 5
```

```
Print(PQ.deleteMin) 6
```

```
Print(PQ.deleteMin) 8
```



Priority Queue, example

```
PriorityQueue PQ = new PriorityQueue();
```

```
PQ.insert(5,5)
```

```
PQ.insert(6,6)
```

```
PQ.insert(1,1)
```

```
Print(PQ.deleteMin) 1
```

```
PQ.insert(3,3)
```


```
Print(PQ.deleteMin) 3
```

```
Print(PQ.deleteMin) 5
```

```
PQ.insert(8,8)
```

```
Print(PQ.deleteMin) 6
```

```
Print(PQ.deleteMin) 8
```



Applications?

- emails

- processor

- to do list

- triage

- loading things on web

- class registration

- callback

Thinking through implementations

Data Structure	Worst case time to insert	Worst case time to deleteMin
Unsorted Array	1	n
Unsorted Linked List	n	n
Sorted Array ○	n	1 or n
Sorted Linked List	n	1
Binary Search Tree	n	n

Note: Assume we know the maximum size of the PQ in advance

Thinking through implementations

Data Structure	Worst case time to insert	Worst case time to deleteMin
Unsorted Array	$\Theta(1)$	$\Theta(n)$
Unsorted Linked List	$\Theta(1)$	$\Theta(n)$
Sorted Array	$\Theta(n)$	$\Theta(n)$
Sorted Linked List	$\Theta(n)$	$\Theta(1)$
Binary Search Tree	$\Theta(n)$	$\Theta(n)$

Note: Assume we know the maximum size of the PQ in advance

Thinking through implementations

Data Structure	Worst case time to insert	Worst case time to deleteMin
Unsorted Array	$\Theta(1)$	$\Theta(n)$
Unsorted Linked List	$\Theta(1)$	$\Theta(n)$
Sorted Array	$\Theta(n)$	$\Theta(n)$
Sorted Linked List	$\Theta(n)$	$\Theta(1)$
Binary Search Tree	$\Theta(n)$	$\Theta(n)$
Binary Heap	$\Theta(\log n)$	$\Theta(\log n)$

Some what sorted

Note: Assume we know the maximum size of the PQ in advance

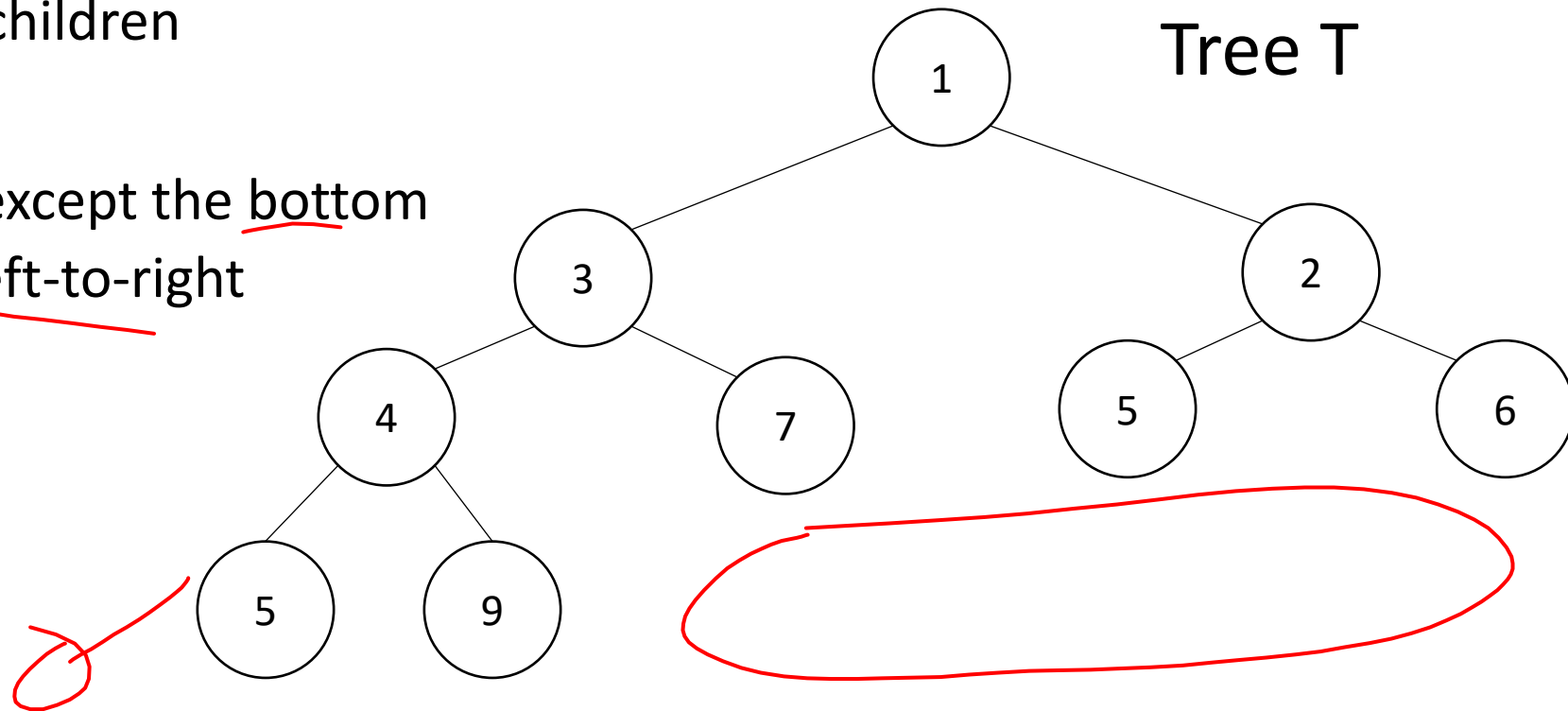
Trees for Heaps

- Binary Trees:

- The branching factor is 2
- Every node has ≤ 2 children

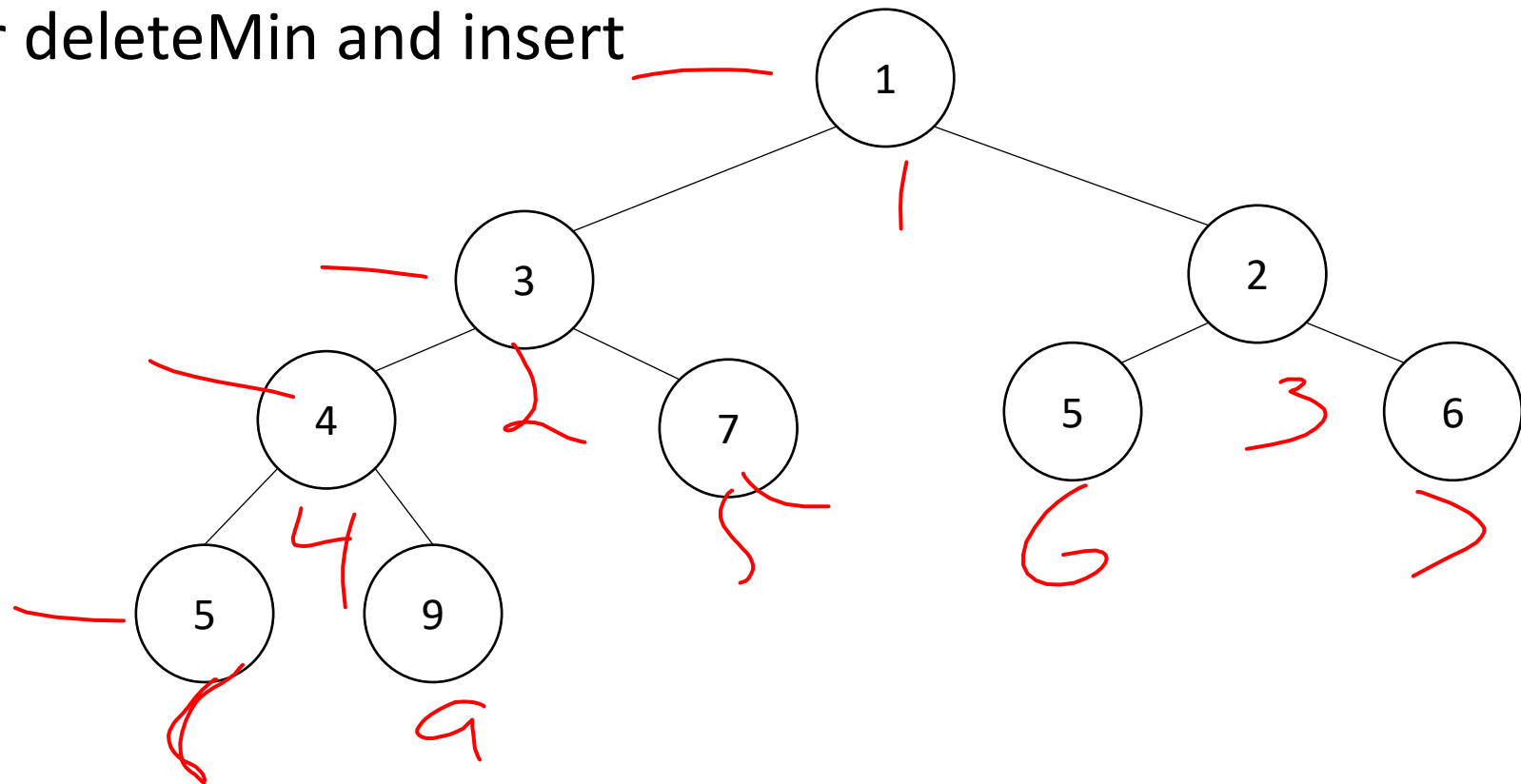
- Complete Tree:

- All "layers" are full, except the bottom
- Bottom layer filled left-to-right



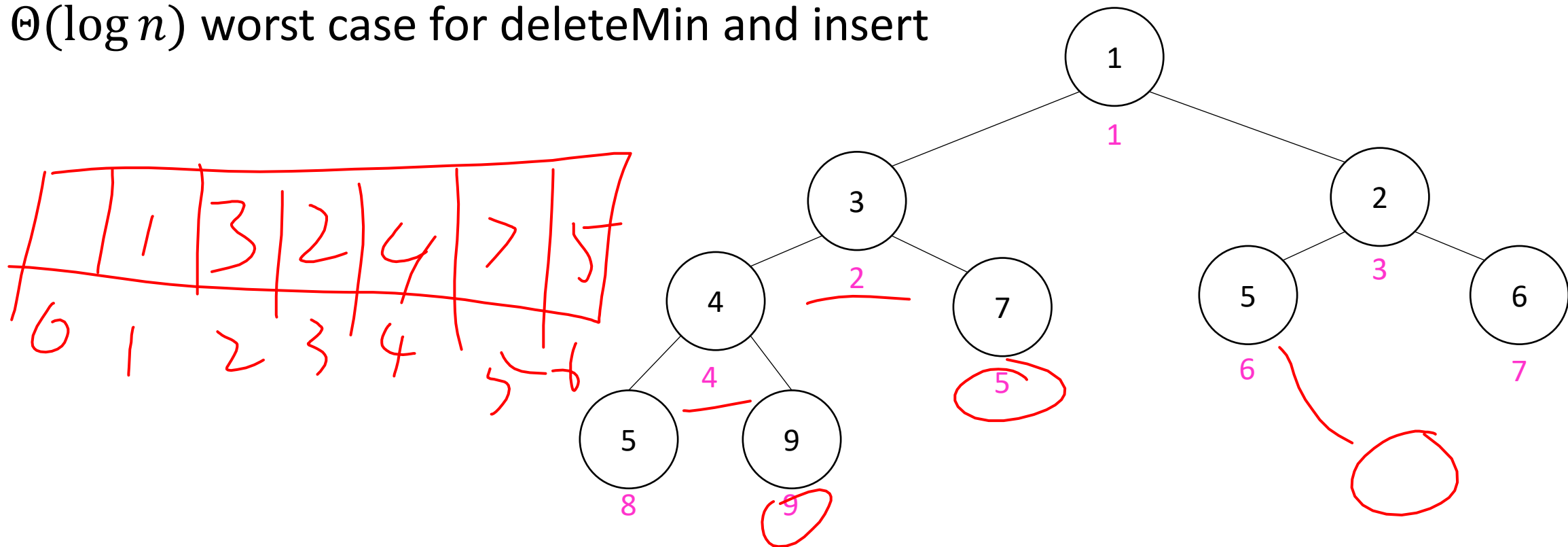
Heap – Priority Queue Data Structure

- Idea: We need to keep some ordering, but it doesn't need to be entirely sorted
- $\Theta(\log n)$ worst case for deleteMin and insert



Heap – Priority Queue Data Structure

- Idea: We need to keep some ordering, but it doesn't need to be entirely sorted
- $\Theta(\log n)$ worst case for deleteMin and insert



Challenge!


$$2^{h+1} \neq 2 \cdot 2^h$$

- What is the maximum number of total nodes in a binary tree of height h ?
 - $2^{h+1} - 1$
 - $\Theta(2^h)$
- If I have n nodes in a binary tree, what is its minimum height?
 - $\Theta(\log n)$
- **Heap Idea:**
 - If n values are inserted into a complete tree, the height will be roughly $\log n$
 - Ensure each insert and deleteMin requires just one “trip” from root to leaf

~~2^h~~

2^{h+1} - 1

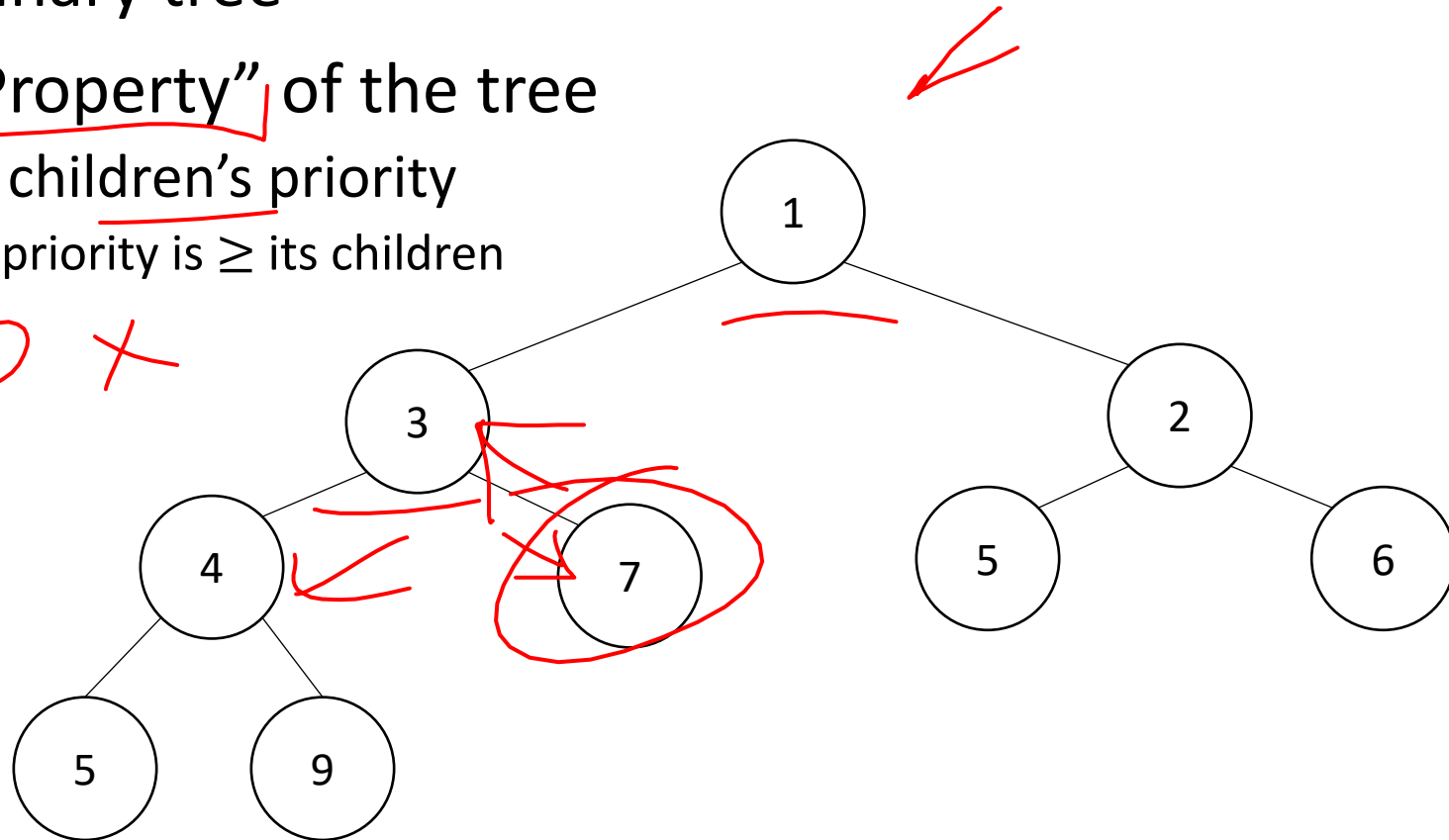
1 → 3
2 → 7
3 → 15



max

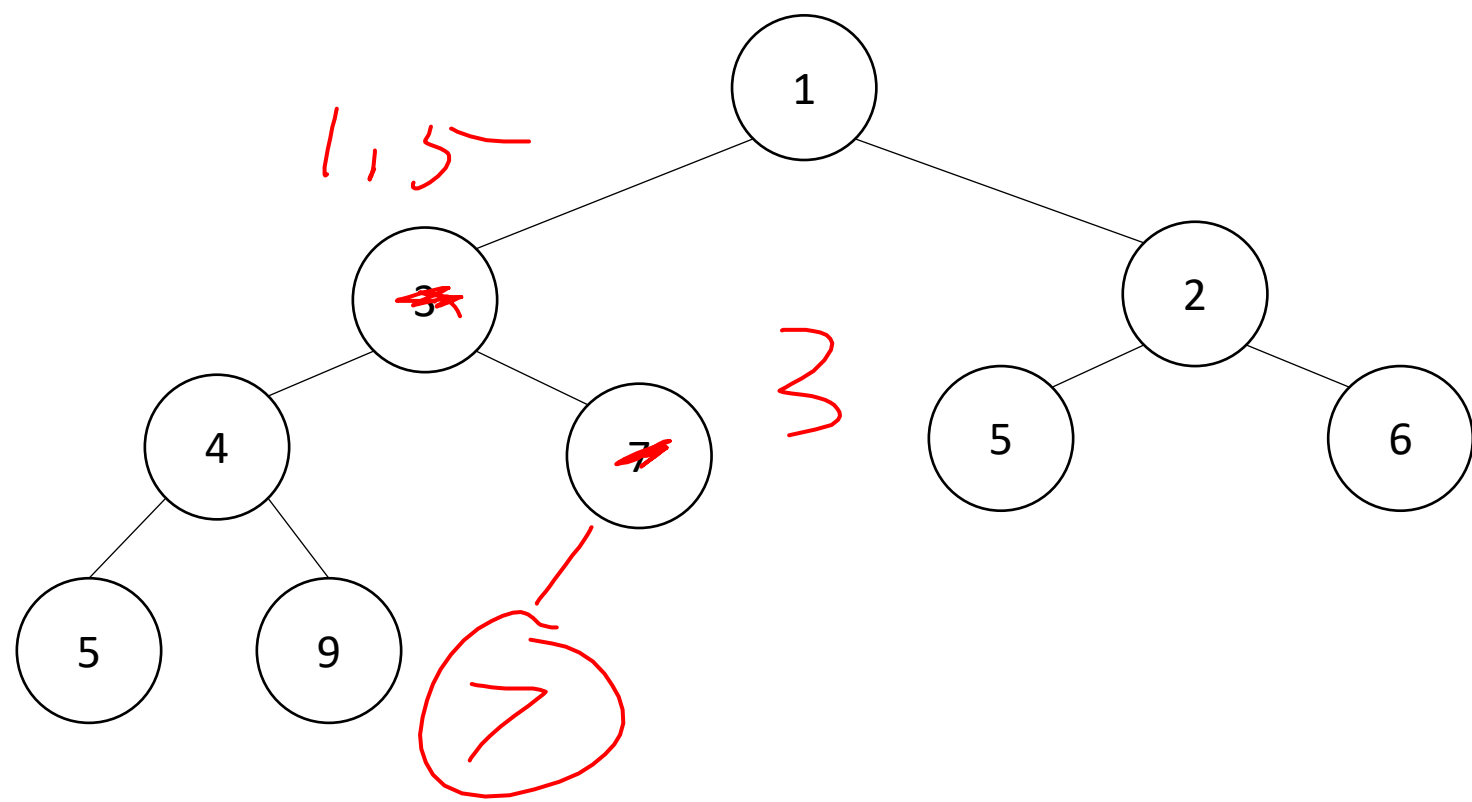
(Min) Heap Data Structure

- Keep items in a complete binary tree
- Maintain the “(Min) Heap Property” of the tree
 - Every node's priority is \leq its children's priority
 - Max Heap Property: every node's priority is \geq its children
- Where is the min? *Root*
- How do I insert?
- How do I deleteMin?
- How to do it in Java?



Heap Insert

1.5



```
insert(item){
```

```
  put item in the "next open" spot (keep tree complete)
```

```
  while (item.priority < parent(item).priority){
```

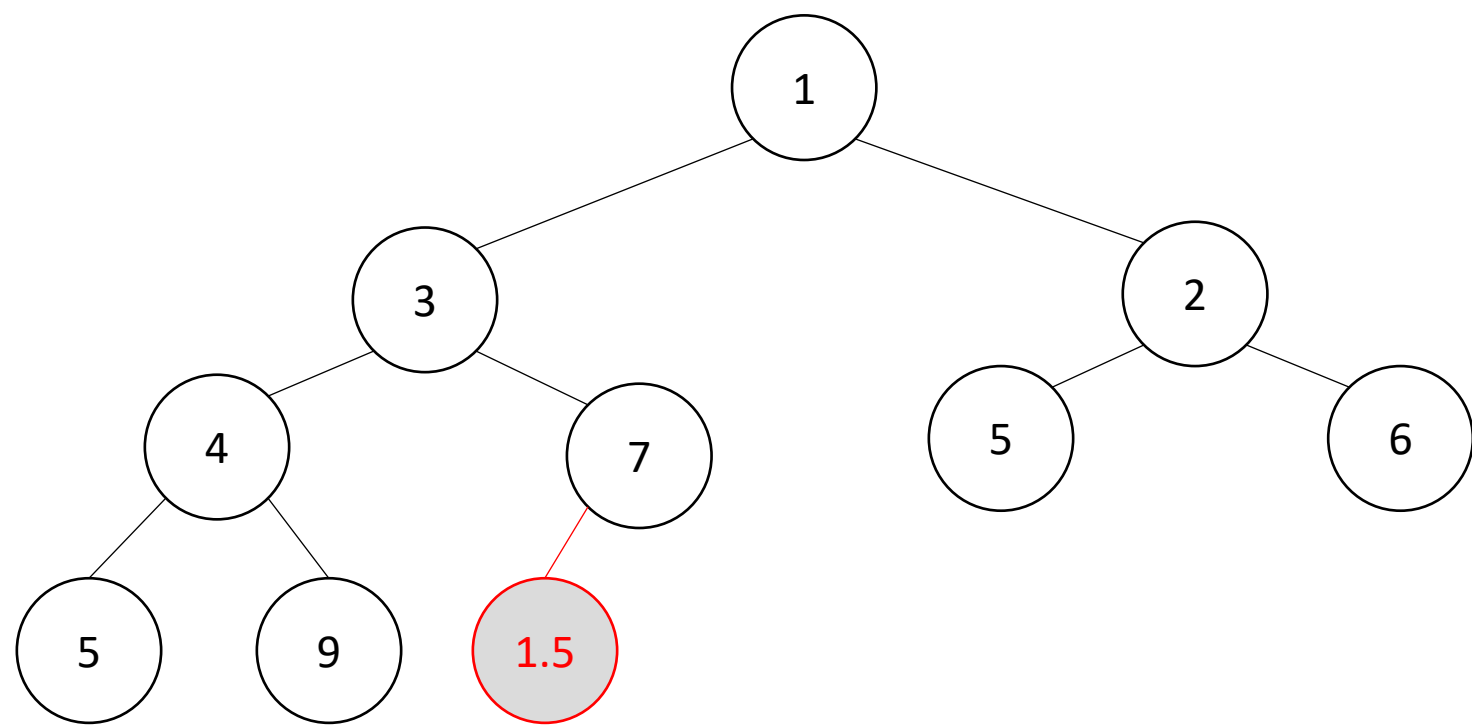
```
    swap item with parent
```

```
  }
```

```
}
```

$\log n$

Heap Insert



```
insert(item){
```

```
    put item in the “next open” spot (keep tree complete)
```

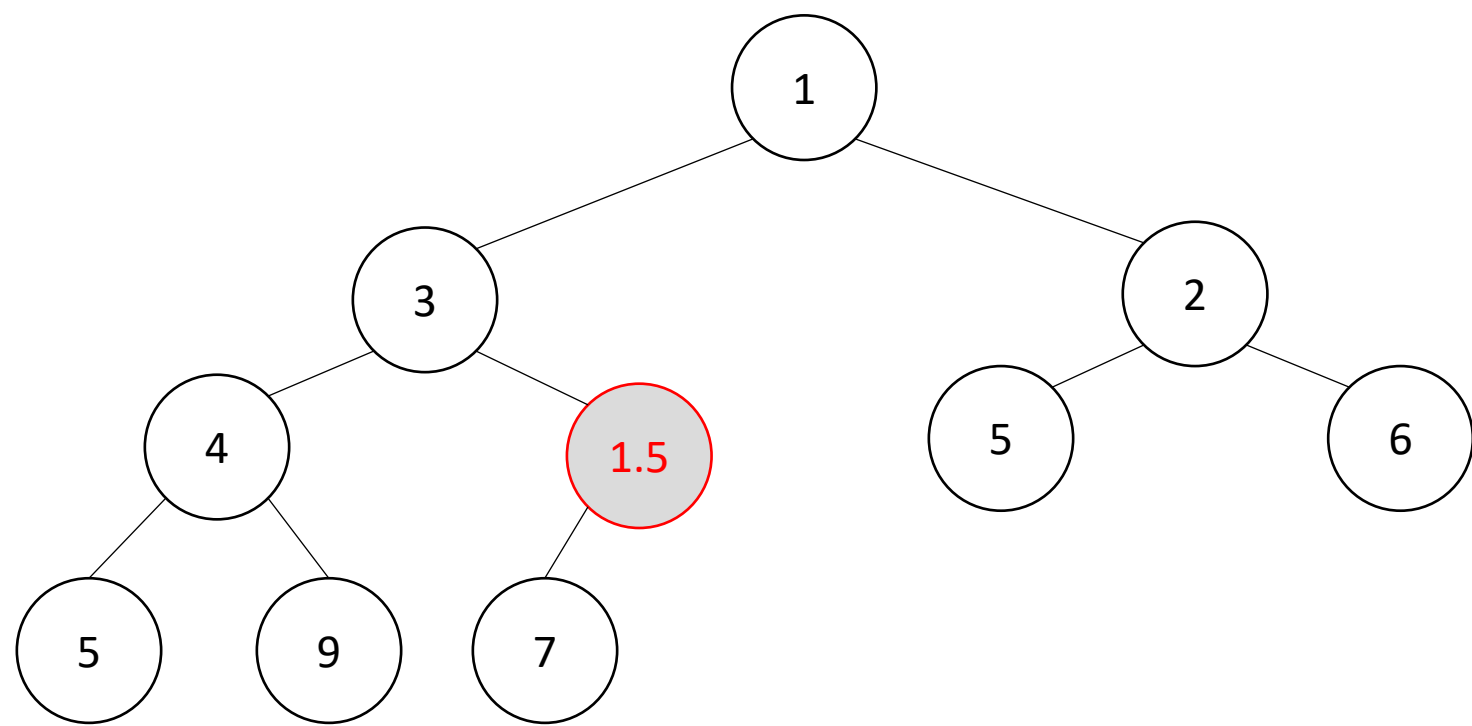
```
    while (item.priority < parent(item).priority){
```

```
        swap item with parent
```

```
    }
```

```
}
```

Heap Insert



```
insert(item){
```

```
  put item in the “next open” spot (keep tree complete)
```

```
  while (item.priority < parent(item).priority){
```

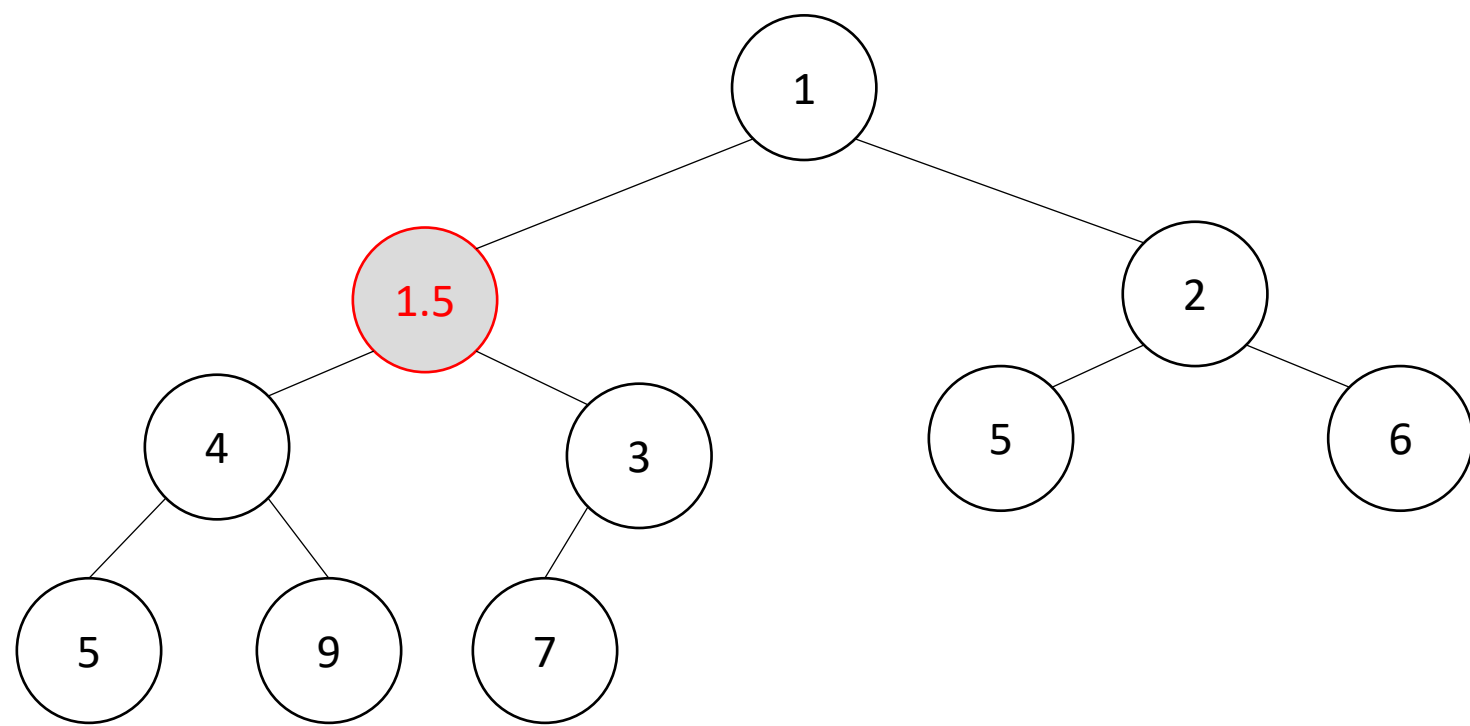
```
    swap item with parent
```

```
  }
```

```
}
```

Percolate Up

Heap Insert



```
insert(item){
```

```
  put item in the “next open” spot (keep tree complete)
```

```
  while (item.priority < parent(item).priority){
```

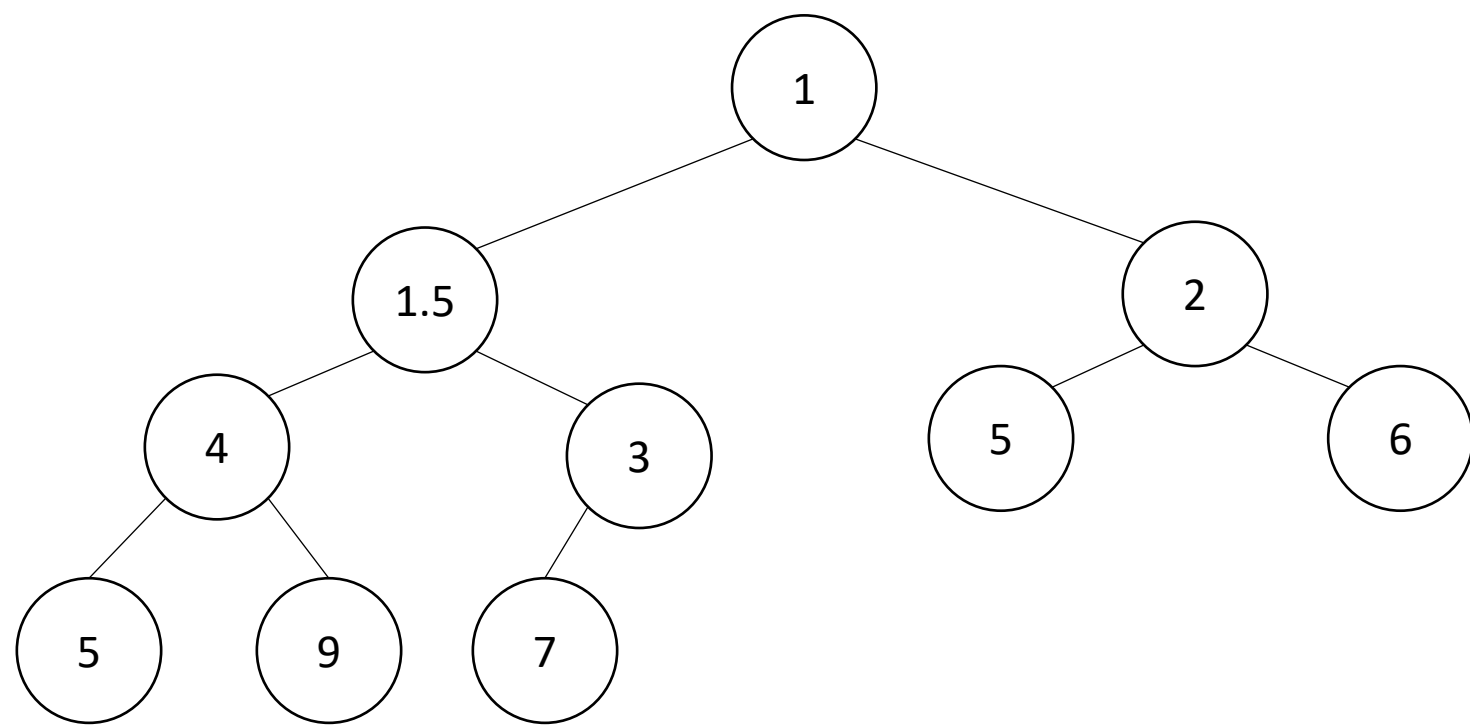
```
    swap item with parent
```

```
  }
```

```
}
```

Percolate Up

Heap Insert



```
insert(item){
```

```
    put item in the “next open” spot (keep tree complete)
```

```
    while (item.priority < parent(item).priority){
```

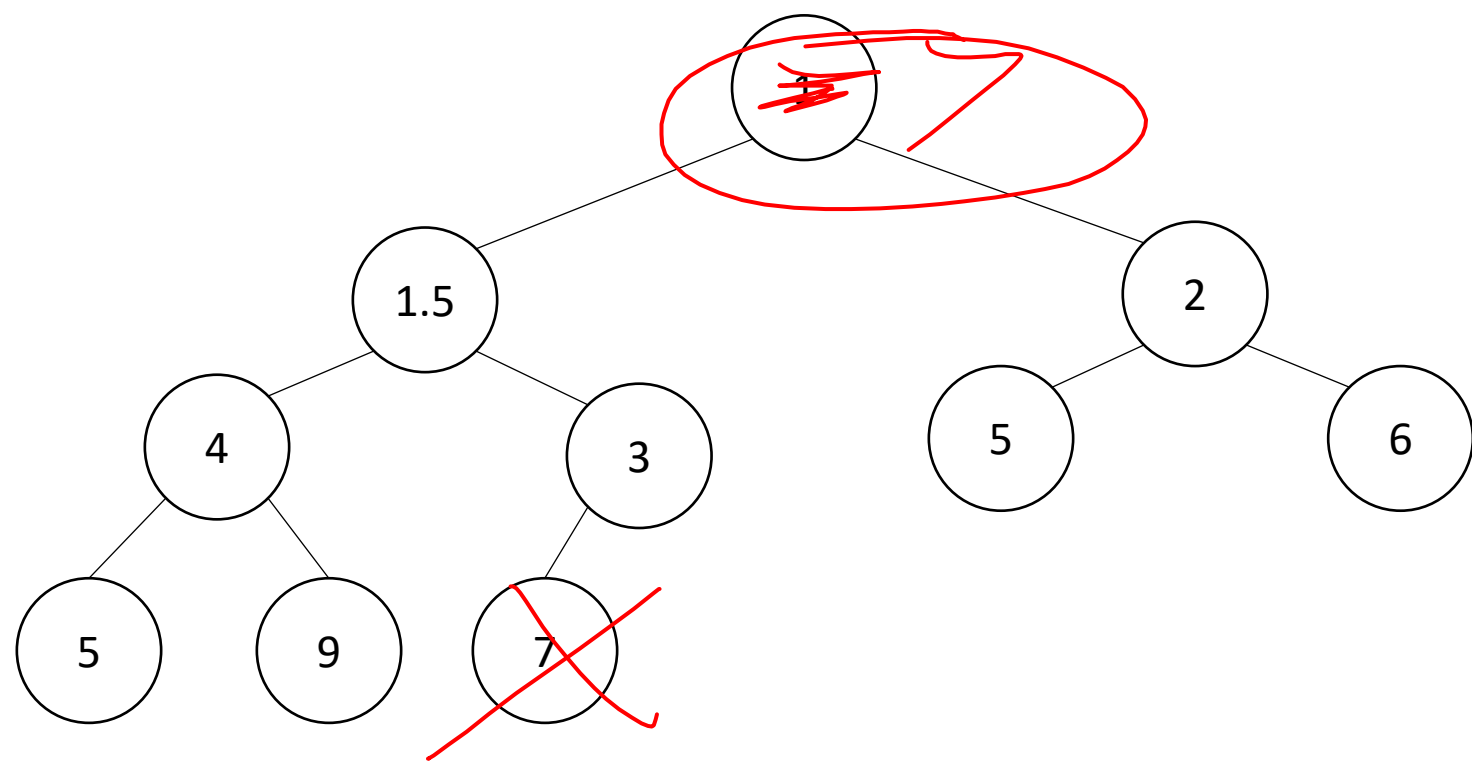
```
        swap item with parent
```

```
    }
```

```
}
```

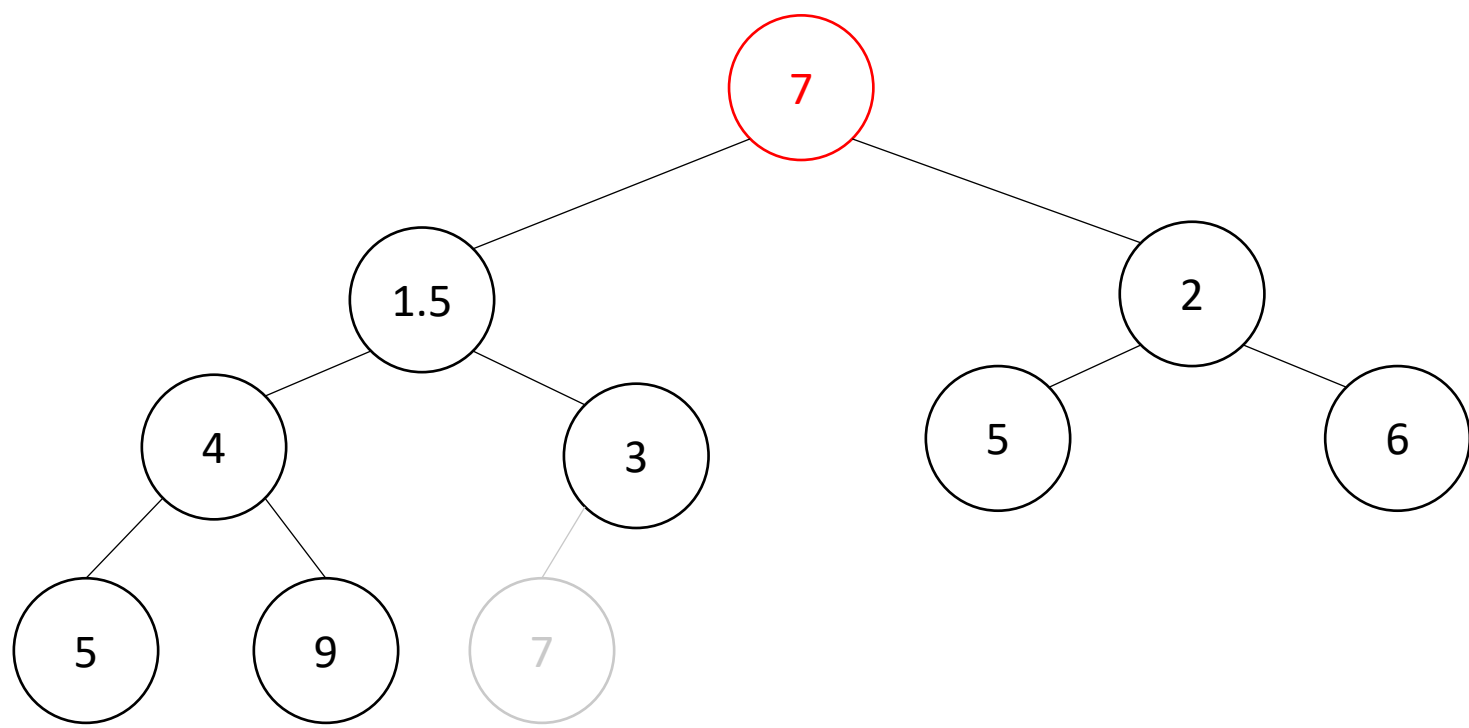
Heap deleteMin

```
deleteMin(){  
  min = root  
  br = bottom-right item  
  move br to the root  
  while(br > either of its children){  
    swap br with its smallest child  
  }  
  return min  
}
```



Heap deleteMin

```
deleteMin(){  
  min = root  
  br = bottom-right item  
  move br to the root  
  while(br > either of its children){  
    swap br with its smallest child  
  }  
  return min  
}
```



Heap deleteMin

```
deleteMin(){
```

```
  min = root
```

```
  br = bottom-right item
```

```
  move br to the root
```

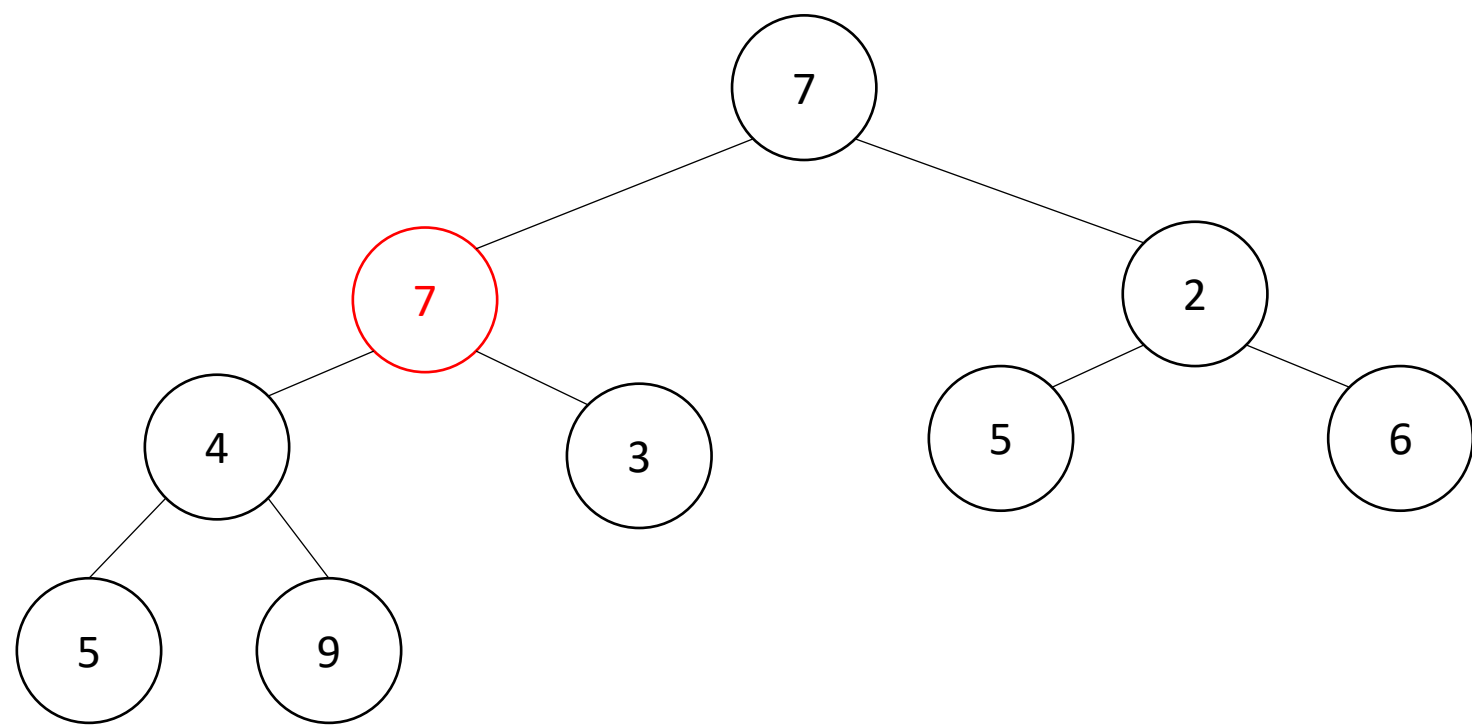
```
  while(br > either of its children){
```

```
    swap br with its smallest child
```

```
  }
```

```
  return min
```

```
}
```



Percolate Down

Heap deleteMin

```
deleteMin(){
```

```
  min = root
```

```
  br = bottom-right item
```

```
  move br to the root
```

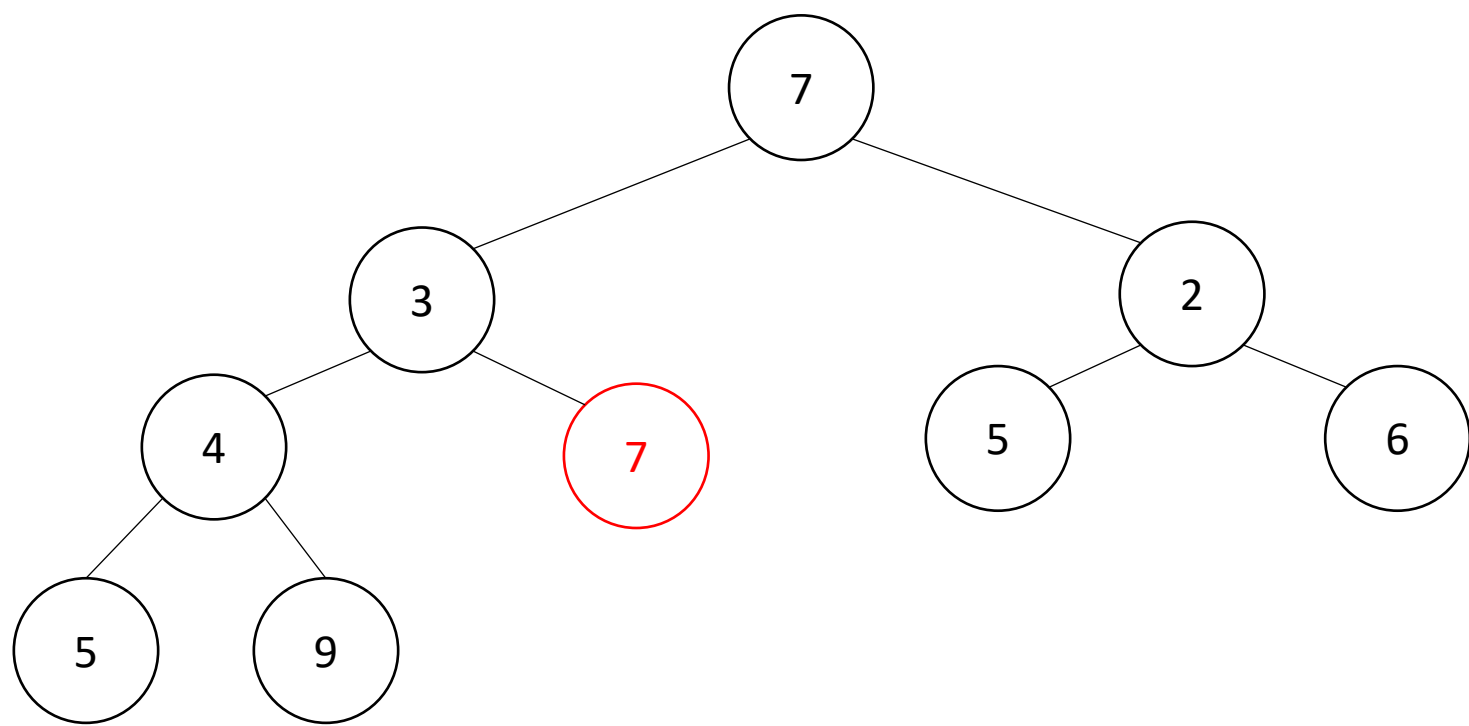
```
  while(br > either of its children){
```

```
    swap br with its smallest child
```

```
  }
```

```
  return min
```

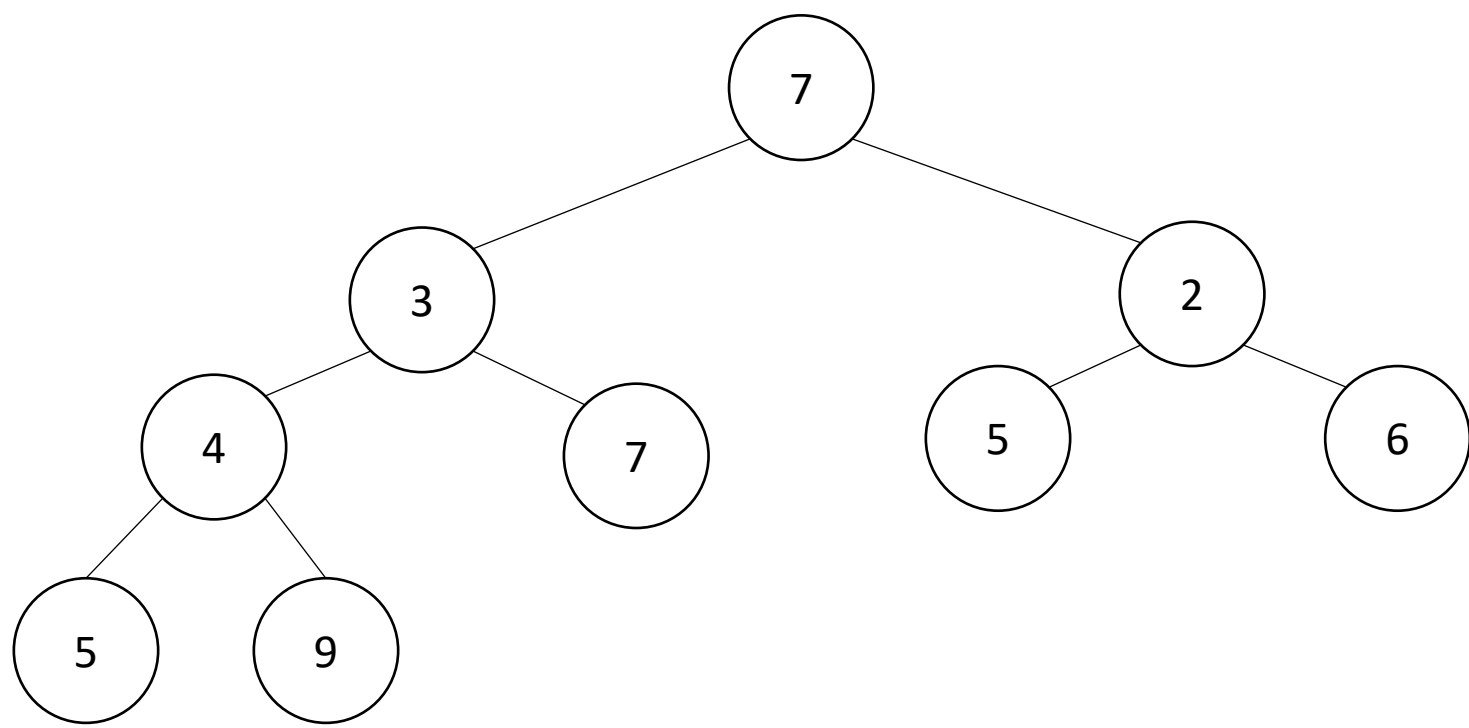
```
}
```



Percolate Down

Heap deleteMin

```
deleteMin(){  
  min = root  
  br = bottom-right item  
  move br to the root  
  while(br > either of its children){  
    swap br with its smallest child  
  }  
  return min  
}
```



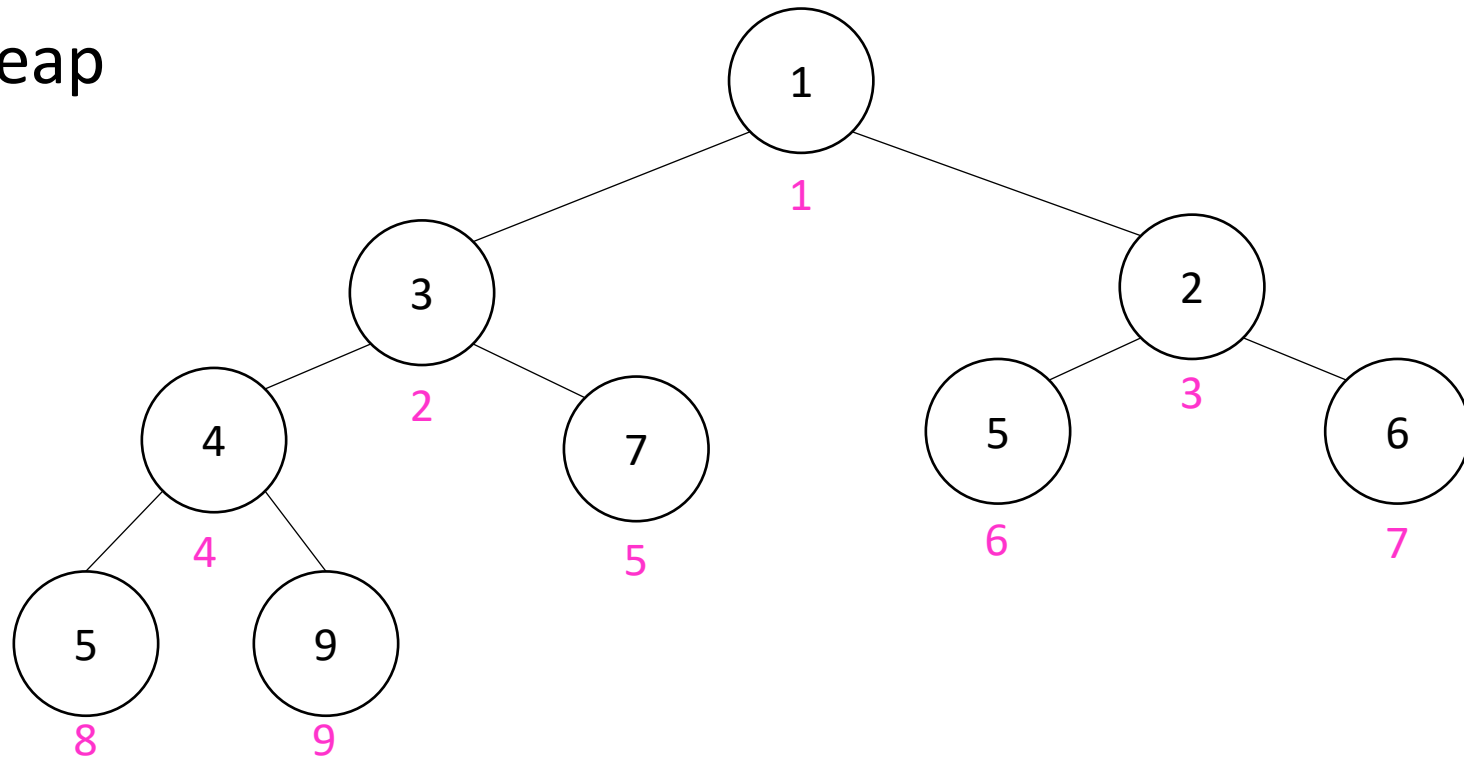
Percolate Up and Down (for a Min Heap)

- Goal: restore the “Heap Property”
- Percolate Up:
 - Take a node that may be smaller than a parent, repeatedly swap with a parent until it is larger than its parent
- Percolate Down:
 - Take a node that may be larger than one of its children, repeatedly swap with smallest child until both children are larger
- Worst case running time of each:
 - $\Theta(\log n)$

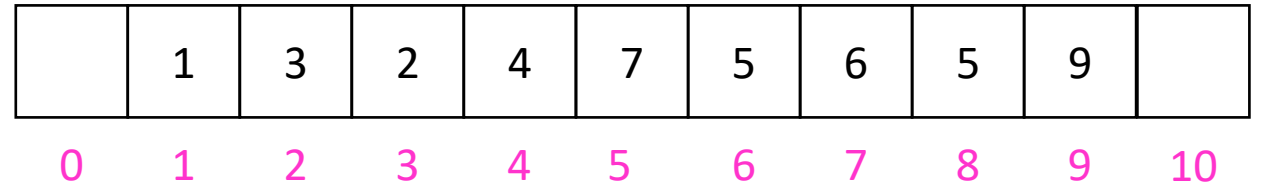
Representing a Heap

	1	3	2	4	7	5	6	5	9
0	1	2	3	4	5	6	7	8	9

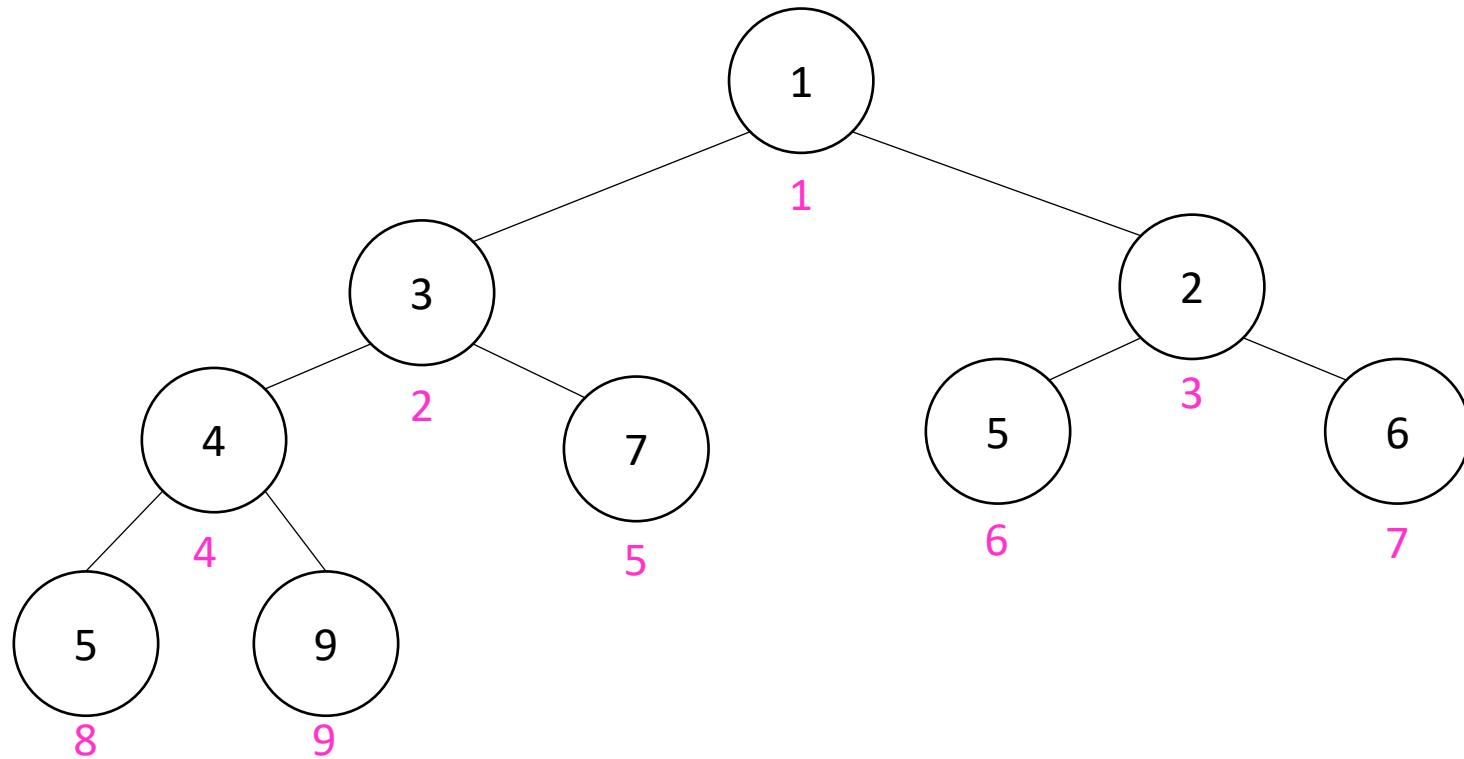
- Every complete binary tree with the same number of nodes uses the same positions and edges
- Use an array to represent the heap
- Index of root:
- Parent of node i :
- Left child of node i :
- Right child of node i :
- Location of the leaves:



Insert Pseudocode



```
insert(item){  
    if(size == arr.length - 1){resize();}  
    size++;  
    arr[i] = item;  
    percolateUp(i)  
}
```



Percolate Up

```
percolateUp(int i){  
    int parent = i/2; \\ index of parent  
    Item val = arr[i]; \\ value at current location  
    while(i > 1 && arr[i].priority < arr[parent].priority){ \\ until location is root or heap property holds  
        arr[i] = arr[parent]; \\ move parent value to this location  
        arr[parent] = val; \\ put current value into parent's location  
        i = parent; \\ make current location the parent  
        parent = i/2; \\ update new parent  
    }  
}
```

DeleteMin Psuedocode

```
deleteMin(){  
    theMin = arr[1];  
    arr[1] = arr[size];  
    size--;  
    percolateDown(1);  
    return theMin;  
}
```

Percolate Down

```
percolateDown(int i){
    int left = i*2; \\ index of left child
    int right = i*2+1; \\ index of right child
    Item val = arr[i]; \\ value at location
    while(left <= size){ \\ until location is leaf
        int toSwap = right;
        if(right > size || arr[left].priority < arr[right] .priority){ \\ if there is no right child or if left child is smaller
            toSwap = left; \\ swap with left
        } \\ now toSwap has the smaller of left/right, or left if right does not exist
        if (arr[toSwap] .priority < val.priority){ \\ if the smaller child is less than the current value
            arr[i] = arr[toSwap];
            arr[toSwap] = val; \\ swap parent with smaller child
            i = toSwap; \\ update current node to be smaller child
            left = i*2;
            right = i*2+1;
        }
        else{ return;} \\ if we don't swap, then heap property holds
    }
}
```

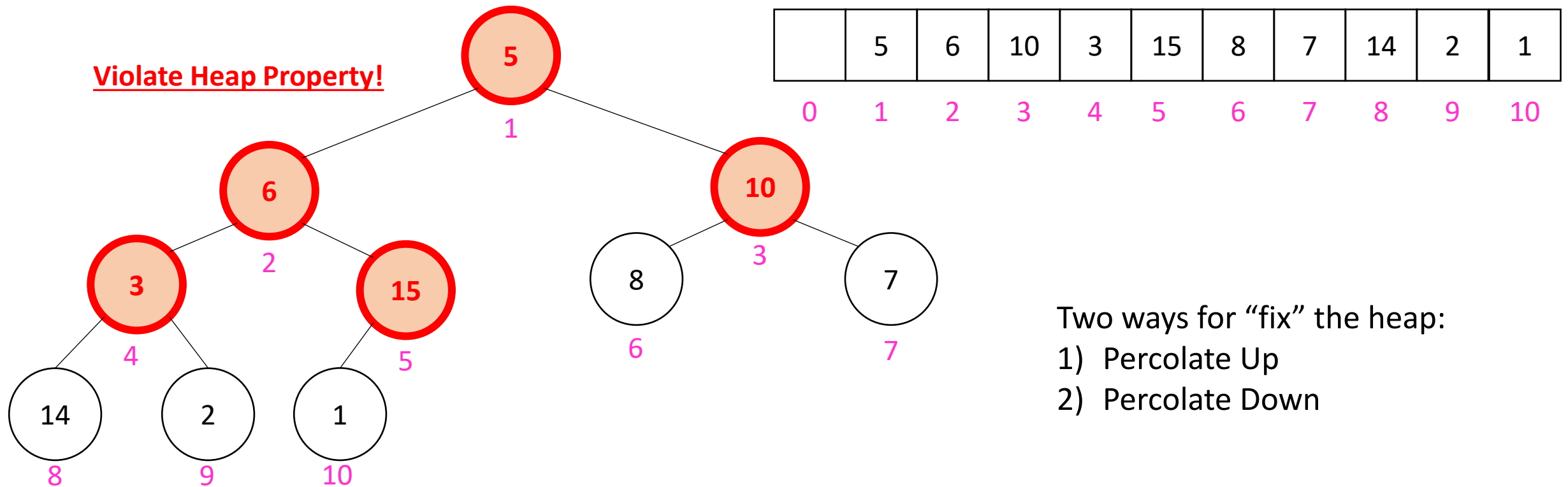
Other Operations

- Increase Key
 - Given the index of an item in the PQ, make its priority value larger
 - Min Heap: Then percolate down
 - Max Heap: Then percolate up
- Decrease Key
 - Given the index of an item in the PQ, make its priority value smaller
 - Min Heap: Then percolate up
 - Max Heap: Then percolate down
- Remove
 - Given the item at the given index from the PQ

Aside: Expected Running time of Insert

Building a Heap From “Scratch”

- Suppose we had n items and wanted to “heapify” them



- Two ways for “fix” the heap:
- 1) Percolate Up
 - 2) Percolate Down

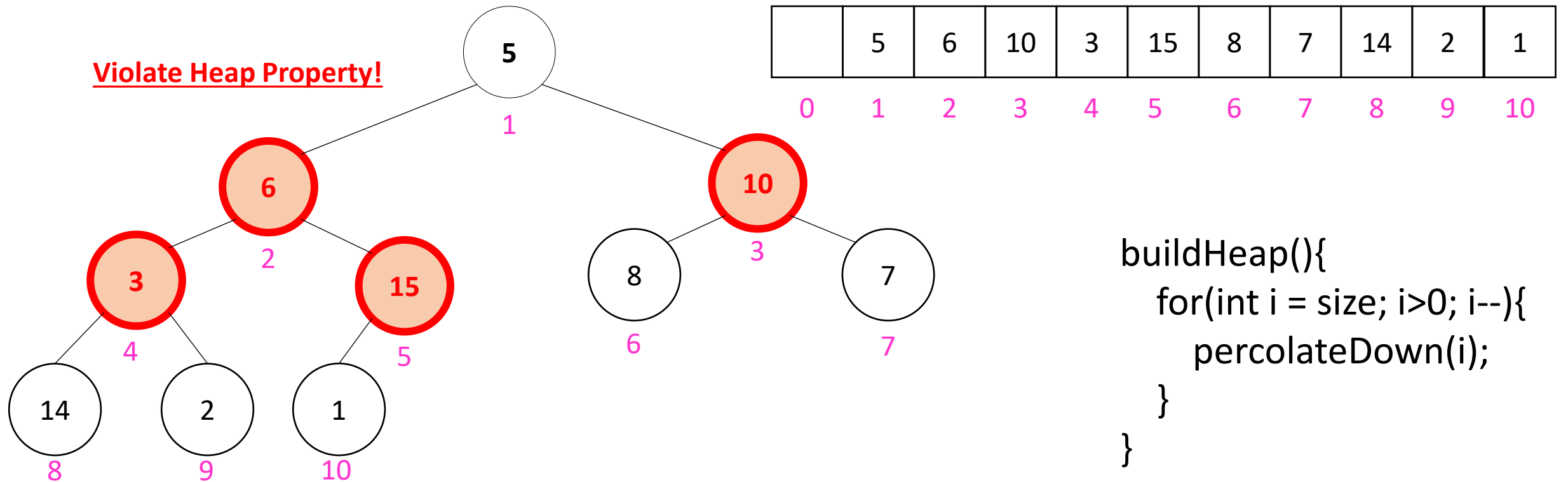
Floyd's buildHeap method

- Working towards the root, one row at a time, percolate down

```
buildHeap(){  
    for(int i = size; i>0; i--){  
        percolateDown(i);  
    }  
}
```

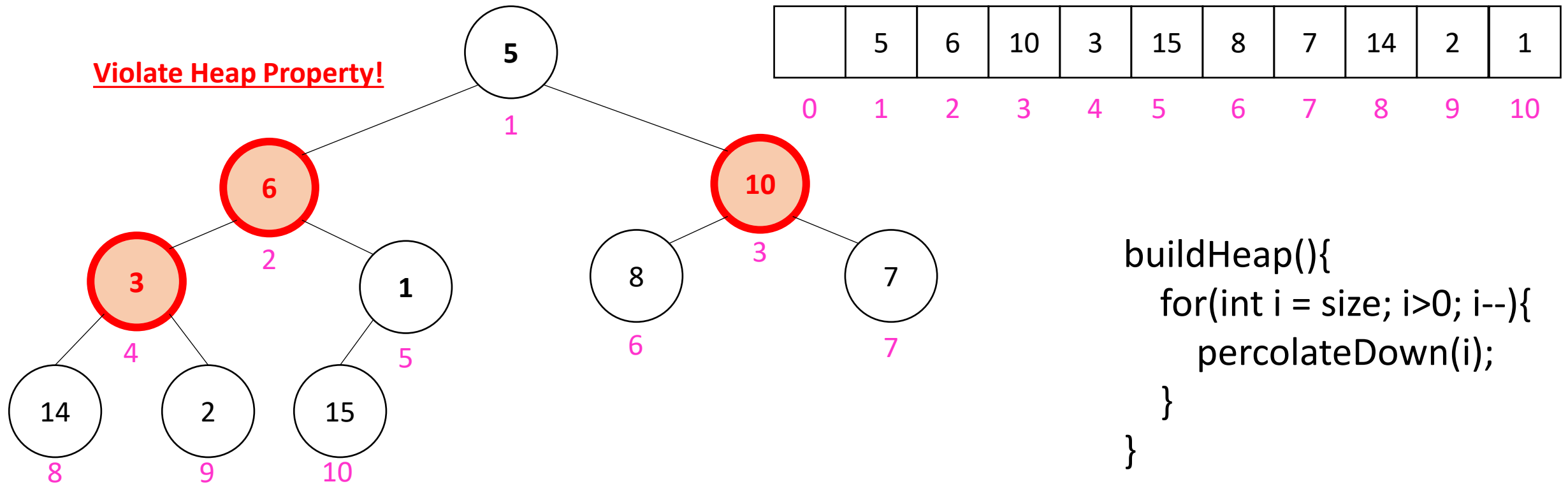
Floyd's buildHeap method

- Suppose we had n items and wanted to “heapify” them



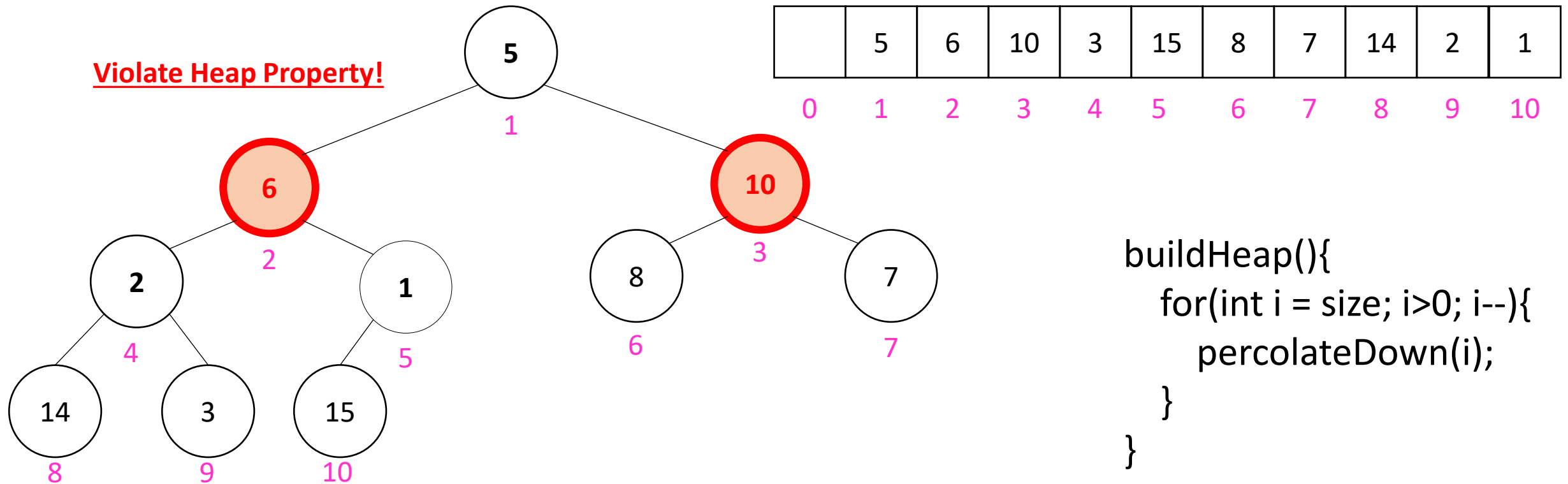
Floyd's buildHeap method

- Suppose we had n items and wanted to “heapify” them



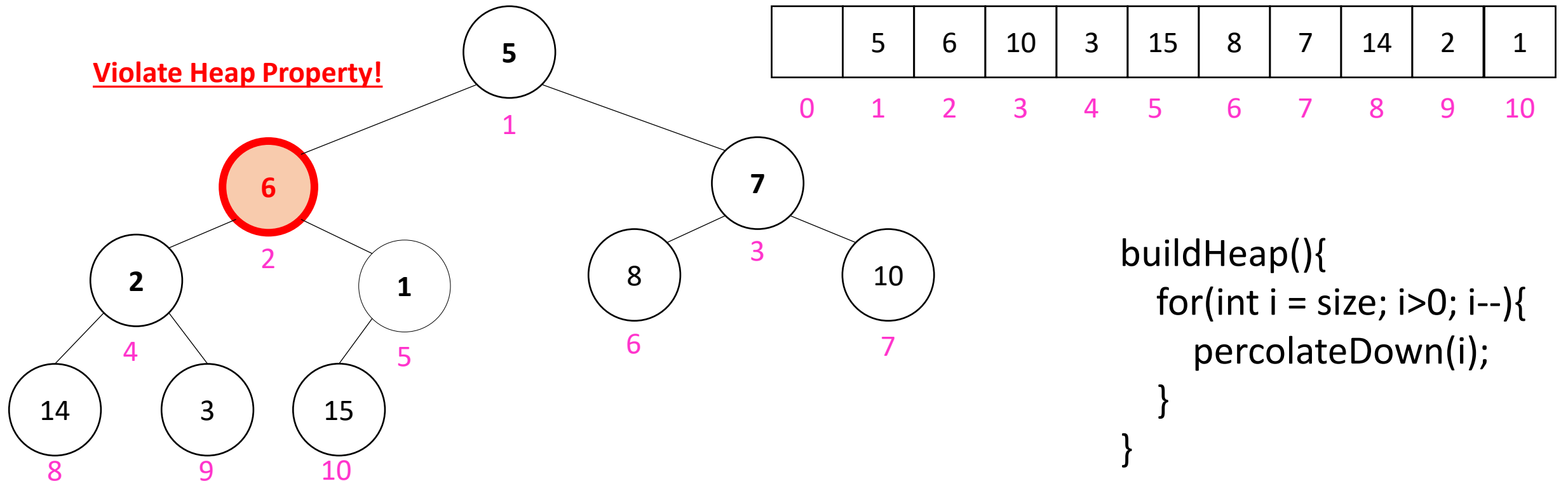
Floyd's buildHeap method

- Suppose we had n items and wanted to “heapify” them



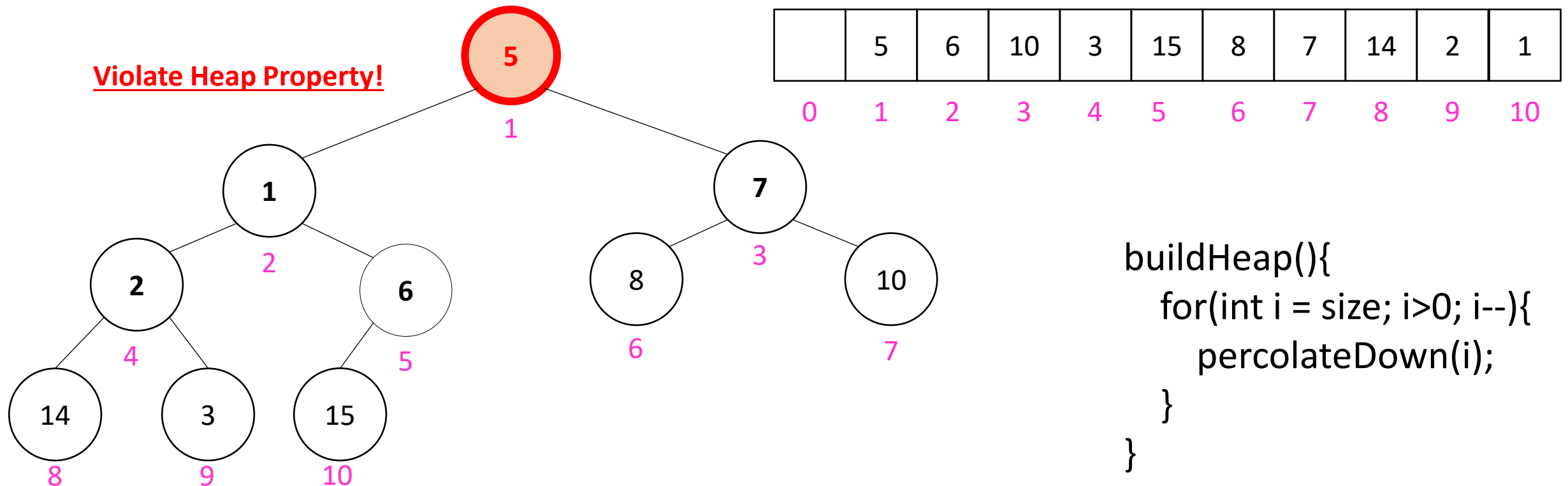
Floyd's buildHeap method

- Suppose we had n items and wanted to “heapify” them



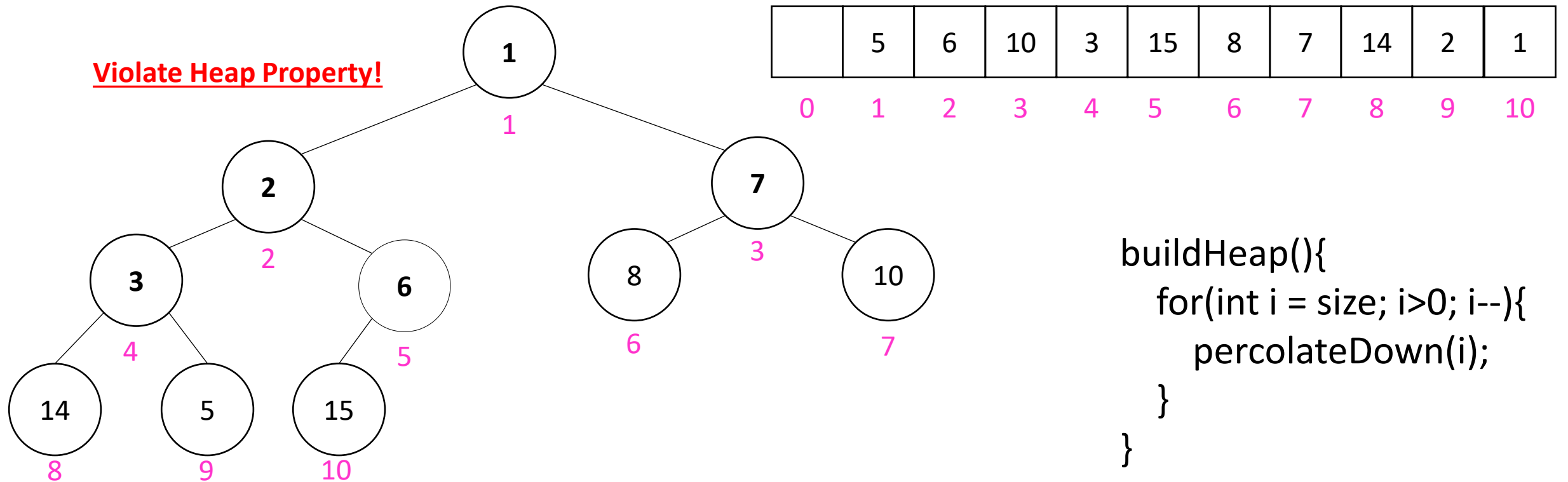
Floyd's buildHeap method

- Suppose we had n items and wanted to “heapify” them



Floyd's buildHeap method

- Suppose we had n items and wanted to “heapify” them



How long did this take?

- Worst case running time of buildHeap:
- No node can percolate down more than the height of its subtree
 - When i is a leaf:
 - When i is second-from-last level:
 - When i is third-from-last level:
- Overall Running time:

```
buildHeap(){  
    for(int i = size; i>0; i--){  
        percolateDown(i);  
    }  
}
```