



CSE332: Data Abstractions

Section 7

Hyeln Kim
Winter 2013

Section Agenda

- **Graph Review**
 - Graph Terminologies
 - Graph Representations: matrix & list
 - Topological sort
 - Graph traversal: BFS, DFS
 - Shortest Path: Dijkstra's Algorithm
- **Project 3 Introduction**
 - Analyzing US census data

Graphs

Graph terminology

Graphs

- **$G = (V, E)$**

Contains set of vertices and set of edges

- $|V|$ = number of vertices

- $|E|$ = number of edges

Max $|E|$ for undirected graph

$$|V| + (|V| - 1) + (|V| - 2) + \dots + 1 = |V|(|V| + 1) / 2$$

Max $|E|$ for directed graph

$$|V| + |V| + |V| + \dots + |V| = |V| * |V| = |V|^2$$

Graph Terms

- **Path**

List of vertices $[v_0, v_1, \dots, v_n]$, such that $(v_i, v_{i+1}) \in E$ for all $0 \leq i < n$

- Path length = number of edges on path
- Path cost = sum of all edge weights on path

- **Cycle**

A path that begins and ends at the same node

Undirected Graph

- **Edges have no directions**

- **Connected**

If there is a path between all pairs of vertices

- **Fully Connected**

If there is an edge between all pairs of vertices

Directed Graph

- **Edges have direction**

- **Weakly Connected**

If there is an undirected path between all pairs of vertices

- **Strongly Connected**

If there is a directed path between all pairs of vertices

- **Fully Connected**

If there is edge (both way) between all pairs of vertices

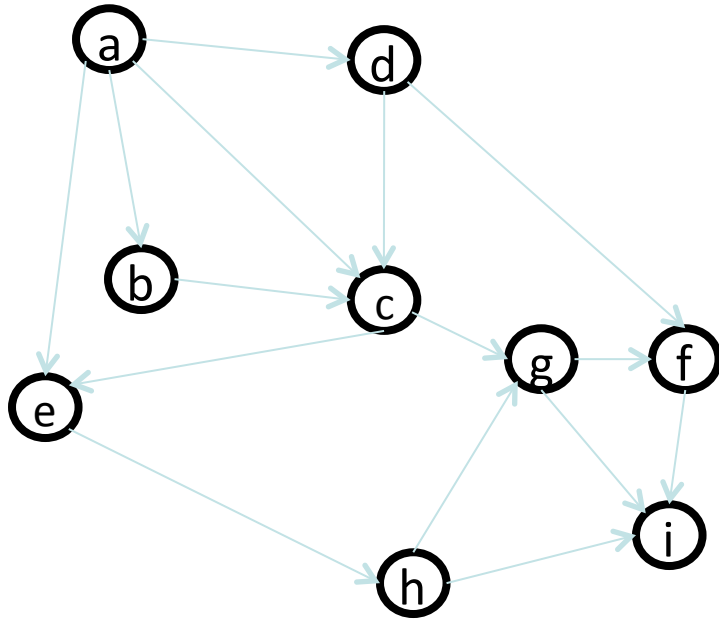
Graph Representation

Adjacency matrix & Adjacency list

Graph Representation

- **The 'Best one' depends on:**
 - Graph density
 - Common Queries
 - Insert an edge
 - Delete an edge
 - Find an edge
 - Compute indegree of a vertex
 - Compute outdegree of a vertex

Adjacency Matrix



f\t	a	b	c	d	e	f	g	h	i
a		1	1	1	1				
b			1						
c					1		1		
d			1			1			
e								1	
f									1
g						1			1
h							1		1
i									

- Space Requirement: $|V|^2$

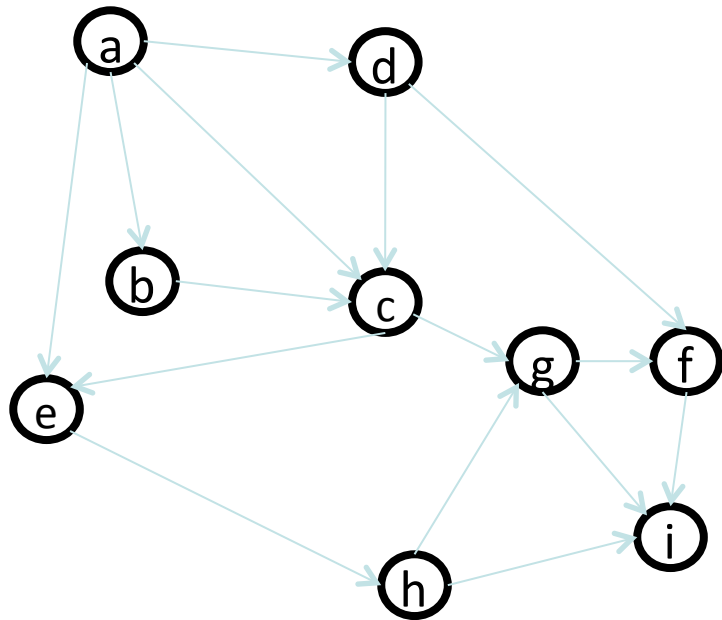
Adjacency Matrix

- Get indegree: $O(|V|)$
- Get outdegree: $O(|V|)$
- Find an edge: $O(1)$
- Insert an edge: $O(1)$
- Delete an edge: $O(1)$

f\t	a	b	c	d	e	f	g	h	i
a		1	1	1	1				
b			1						
c					1		1		
d			1			1			
e								1	
f									1
g						1			1
h							1		1
i									

- Dense graph $|E| \ggg |V|$, so good for dense graph

Adjacency List



a	b	c	d	e
b	c			
c	e	g		
d	c	f		
e	h			
f	i			
g	f	i		
h	g	i		
i				

- **Space Requirement:** $O(|V| + |E|)$

Adjacency List

- Let $d = \text{outdegree}$
- **Get indegree:** $O(|V| + |E|)$
- **Get outdegree:** $O(d)$, $O(1)$ possible
- **Find an edge:** $O(d)$
- **Insert an edge:** $O(1)$
- **Delete an edge:** $O(d)$

a	b	c	d	e
b	c			
c	e	g		
d	c	f		
e	h			
f	i			
g	f	i		
h	g	i		
i				

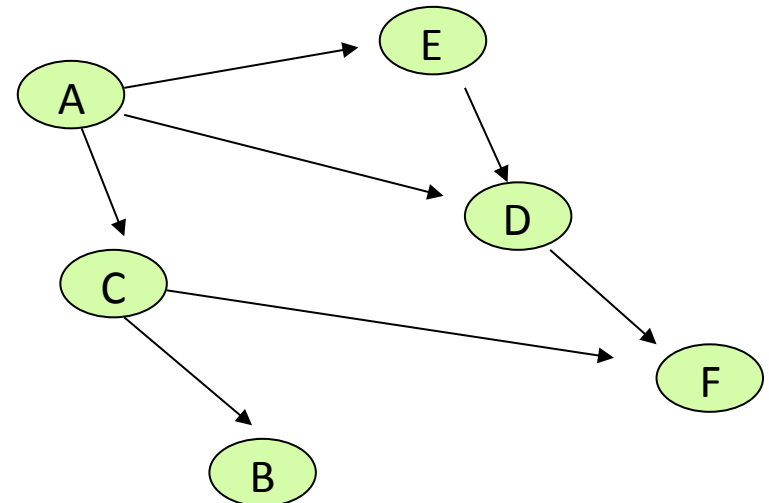
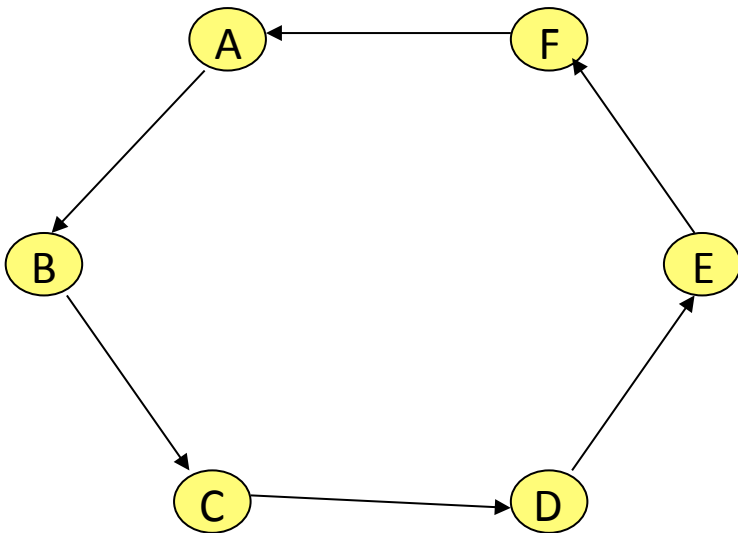
- Sparse graph $|V| \gg d$, so good for sparse graph

Topological Sort

Get linear order of tasks
with dependencies

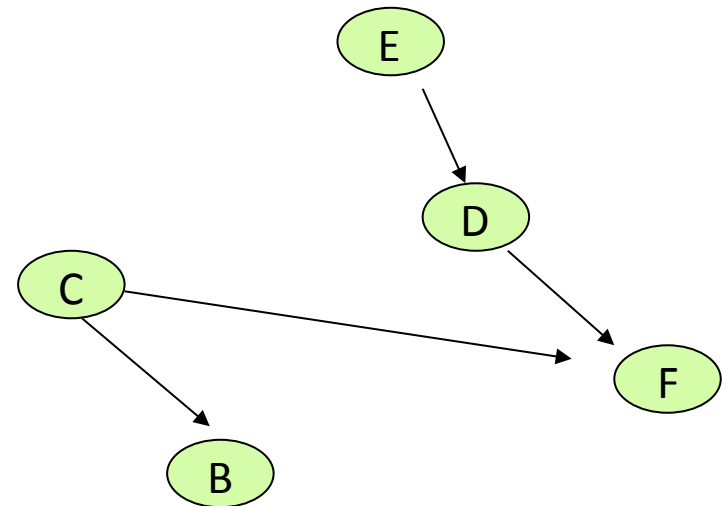
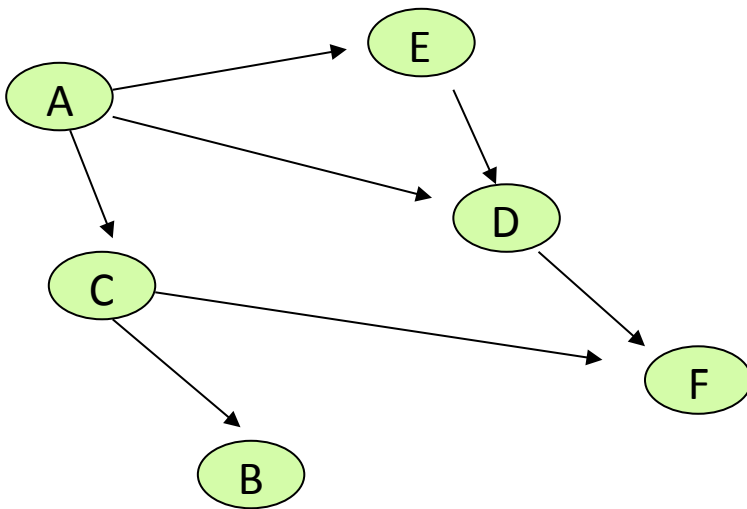
Topological Sort

- Given a set of tasks with precedence constraints, find a linear order of the tasks
 - No topological ordering in graph with cycle
 - Possible to have many topological ordering

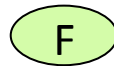
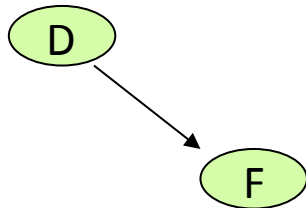
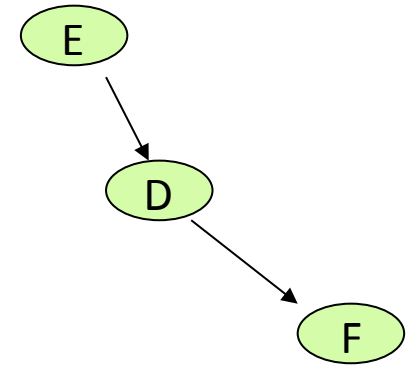
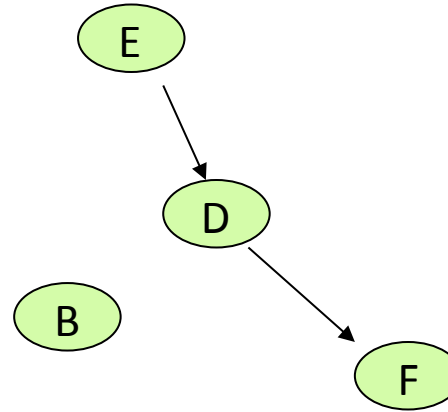
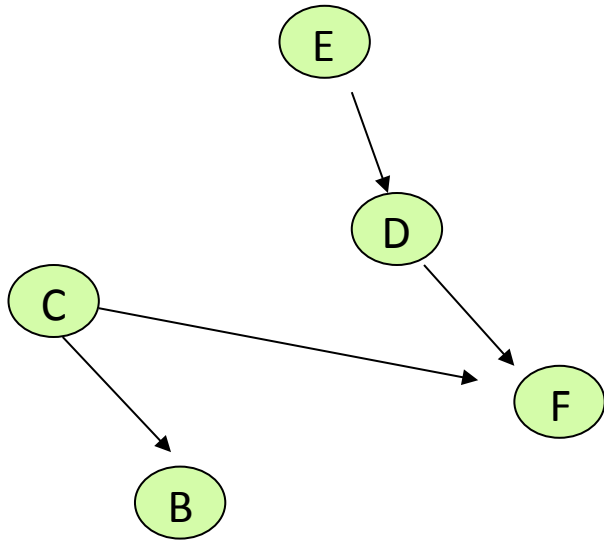


Topological Sort

- **Topological sort algorithm**
 - Choose a vertex v with indegree 0
 - Output v & Remove v and all of its edges
 - Repeat until no more vertices left



Topological Sort



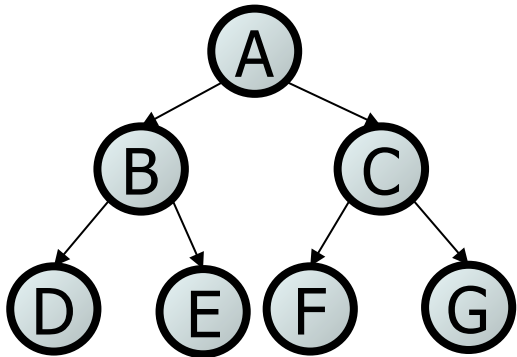
A C B E D F

Graph Traversal

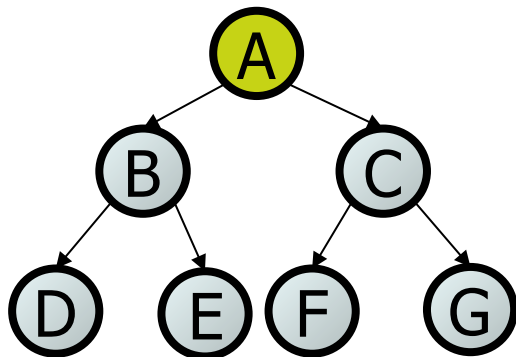

BFS & DFS

Breadth First Search

- **Pick the shallowest unmarked node**
 - Use queue, new node go to the end



Start with the root in the queue

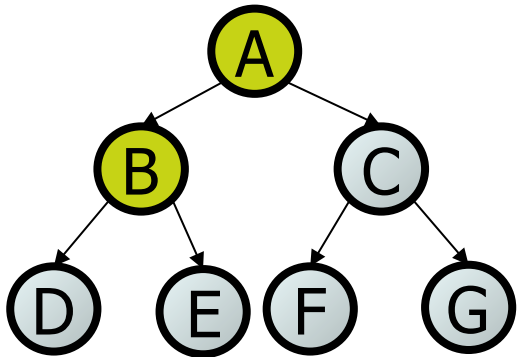


Pop one out, mark it,
put its child into the queue

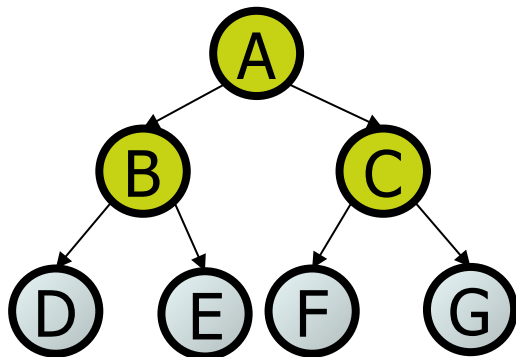
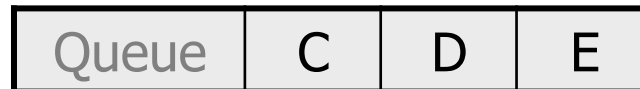


Breadth First Search

- **Pick the shallowest unmarked node**
 - Use queue, new node go to the end



Pop one out, mark it,
put its child into the queue

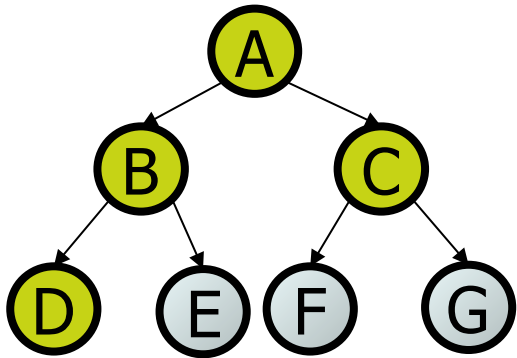


Pop one out, mark it,
put its child into the queue

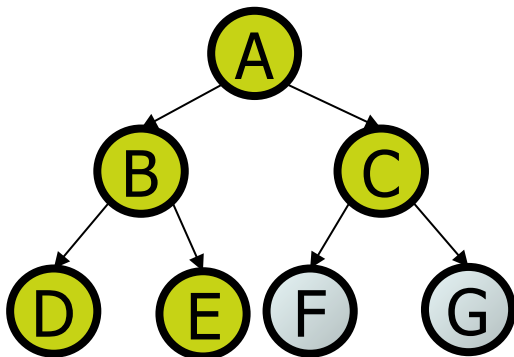


Breadth First Search

- **Pick the shallowest unmarked node**
 - Use queue, new node go to the end



Pop one out, mark it,
put its child into the queue

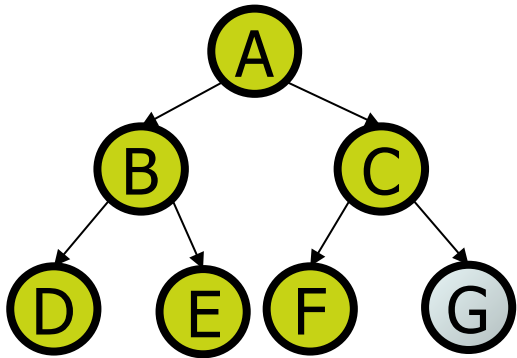


Pop one out, mark it,
put its child into the queue

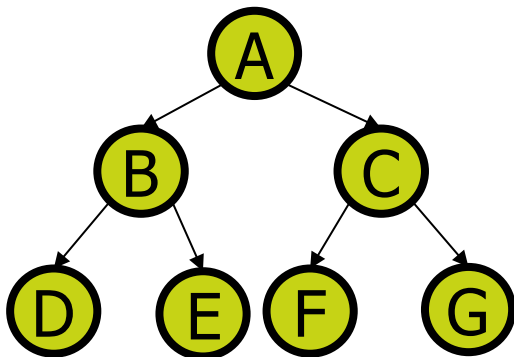



Breadth First Search

- **Pick the shallowest unmarked node**
 - Use queue, new node go to the end



Pop one out, mark it,
put its child into the queue

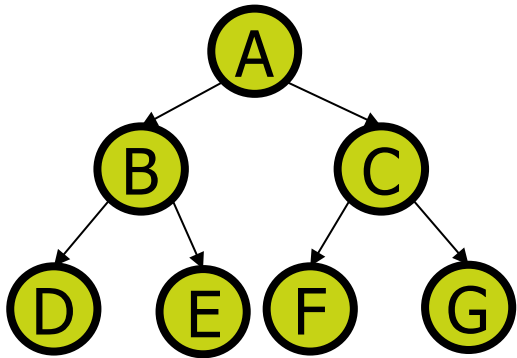


Pop one out, mark it,
put its child into the queue



Breadth First Search

- **Pick the shallowest unmarked node**
 - Use queue, new node go to the end



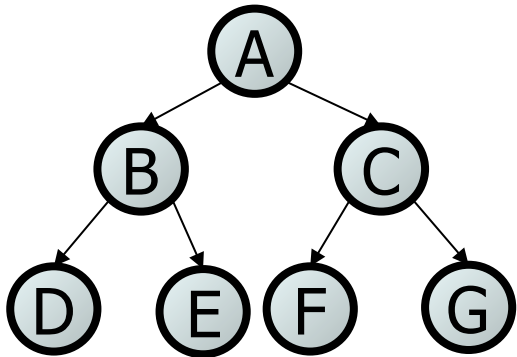
The queue is empty, Done!

Queue

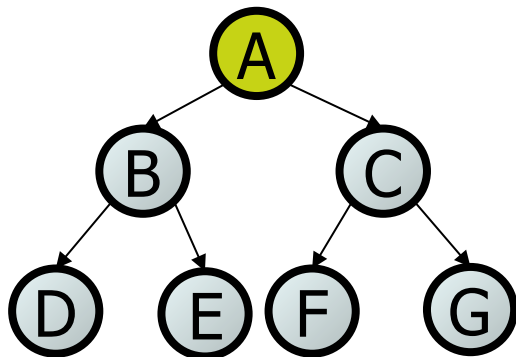
- The order of traversal: A B C D E F G
- Let b = branching factor, h = height
Space requirement: $O(b^h)$

Depth First Search

- **Pick the deepest unmarked node**
 - Use stack, new node go to the top



Start with the root in the stack

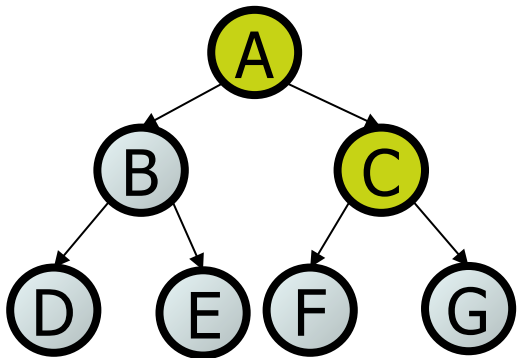


Pop one out, mark it,
put its child into the stack

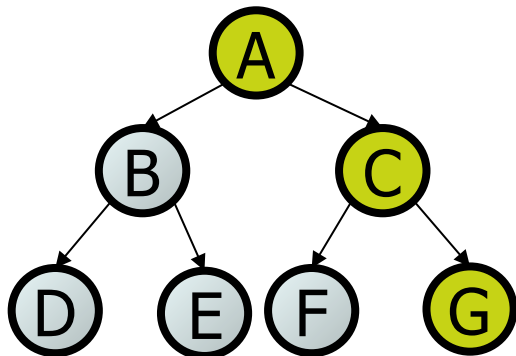



Depth First Search

- **Pick the deepest unmarked node**
 - Use stack, new node go to the top



Pop one out, mark it,
put its child into the stack

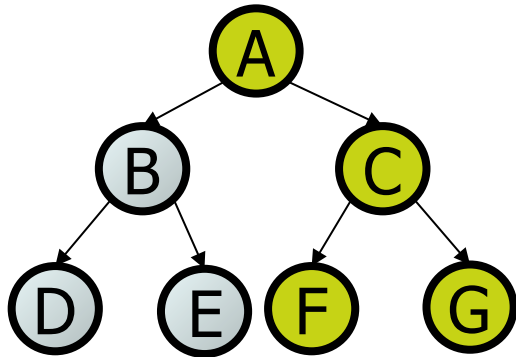


Pop one out, mark it,
put its child into the stack

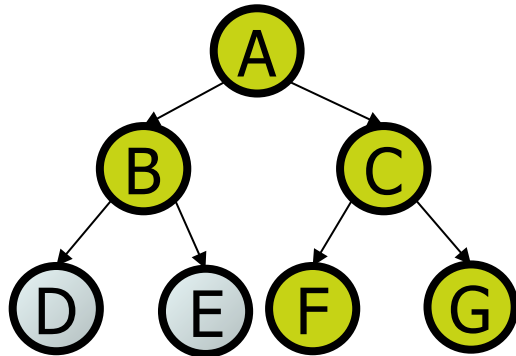


Depth First Search

- **Pick the deepest unmarked node**
 - Use stack, new node go to the top



Pop one out, mark it,
put its child into the stack

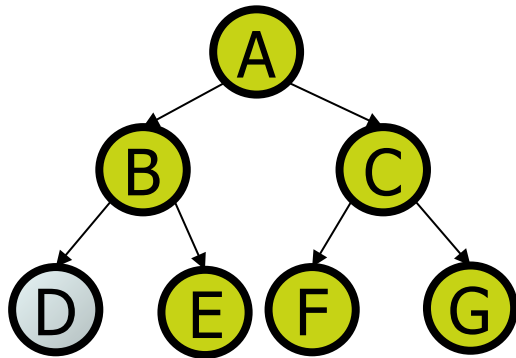


Pop one out, mark it,
put its child into the stack

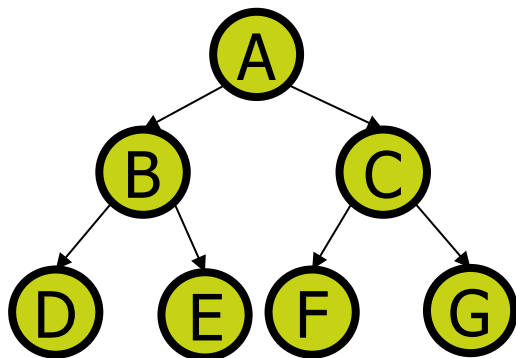


Depth First Search

- **Pick the deepest unmarked node**
 - Use stack, new node go to the top



Pop one out, mark it,
put its child into the stack

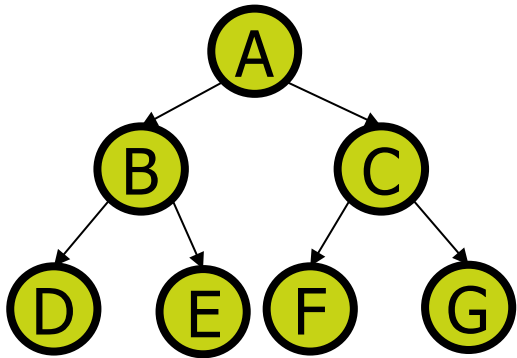


Pop one out, mark it,
put its child into the stack



Depth First Search

- Pick the deepest unmarked node
 - Use stack, new node go to the top



The stack is empty, Done!

Stack

- The order of traversal: A C G F B E D
- Let b = branching factor, h = height
Space requirement: $O(b \cdot h)$

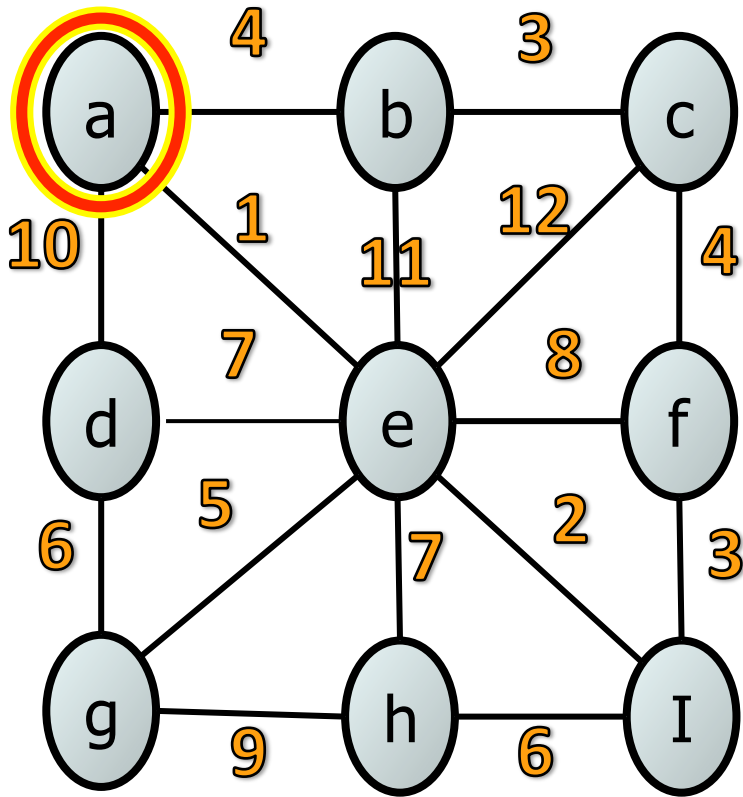
Find Shortest Path

Dijkstra's Algorithm

Dijkstra's Algorithm

Source Node: A

Pick one with shortest distance from source: **A**

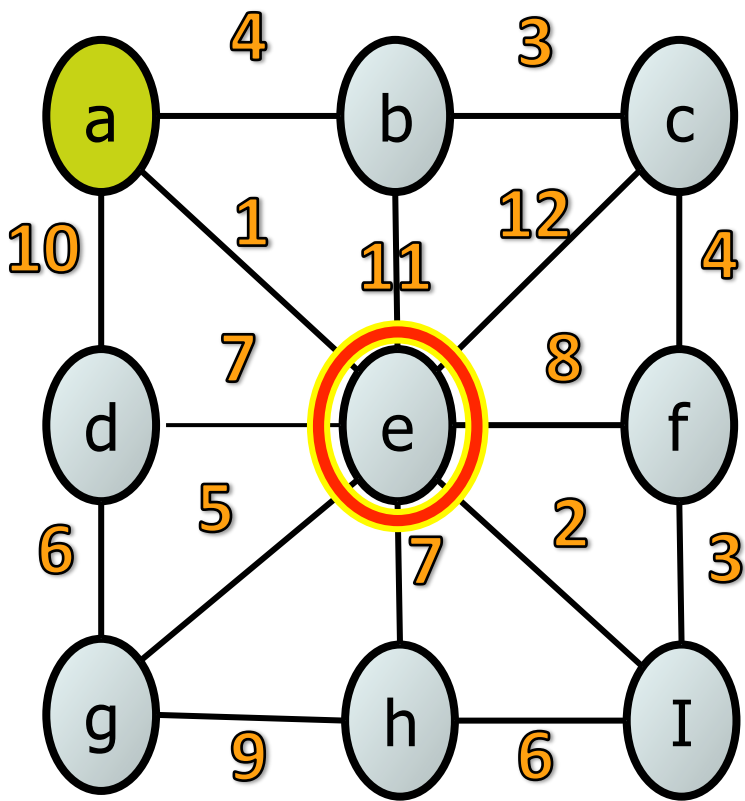


Node	Mark	Dist	Path	Mark	Dist	Path
A		0		1	0	-
B		∞			4	A
C		∞			∞	
D		∞			10	A
E		∞			1	A
F		∞			∞	
G		∞			∞	
H		∞			∞	
I		∞			∞	

Dijkstra's Algorithm

Source Node: A

Pick one with shortest distance from source: **E**

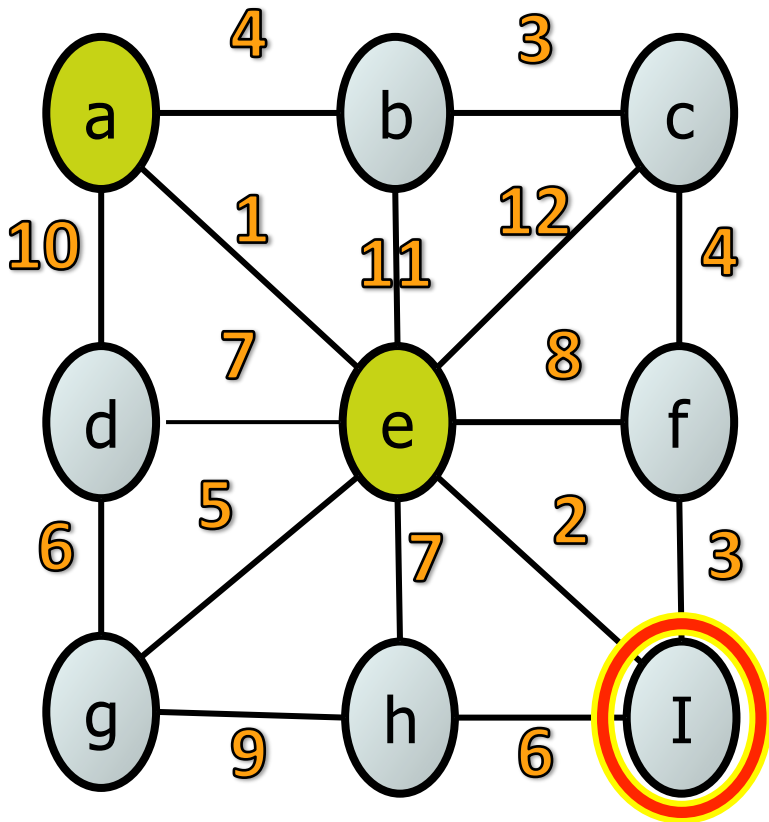


Node	Mark	Dist	Path	Mark	Dist	Path
A	1	0	-	1	0	-
B		4	A		4	A
C		∞			13	E
D		10	A		8	E
E		1	A	1	1	A
F		∞			9	E
G		∞			6	E
H		∞			8	E
I		∞			3	E

Dijkstra's Algorithm

Source Node: A

Pick one with shortest distance from source: **I**

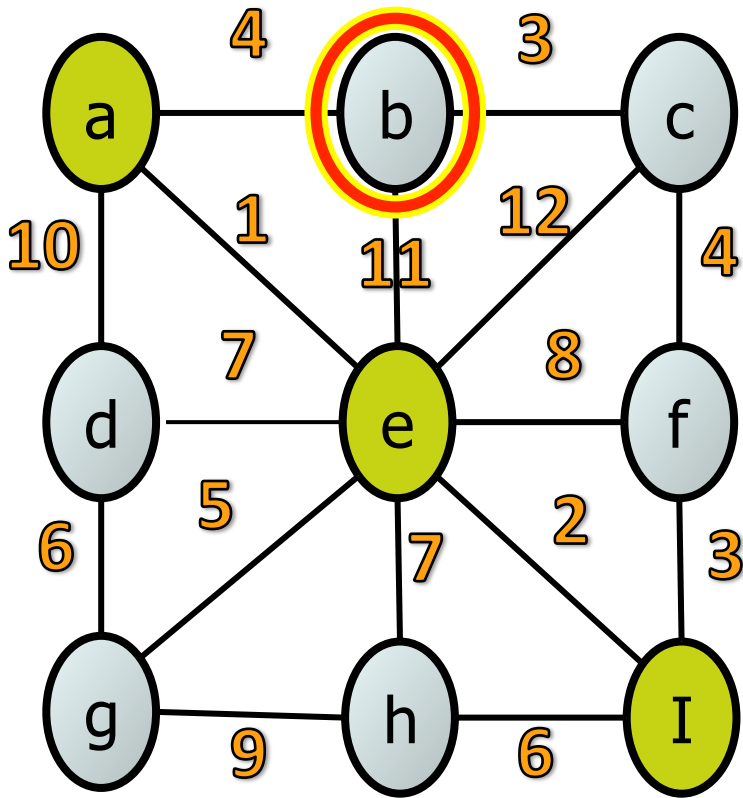


Node	Mark	Dist	Path	Mark	Dist	Path
A	1	0	-	1	0	-
B		4	A		4	A
C		13	E		13	E
D		8	E		8	E
E	1	1	A	1	1	A
F		9	E		6	I
G		6	E		6	E
H		8	E		8	E
I		3	E	1	3	E

Dijkstra's Algorithm

Source Node: A

Pick one with shortest distance from source: **B**

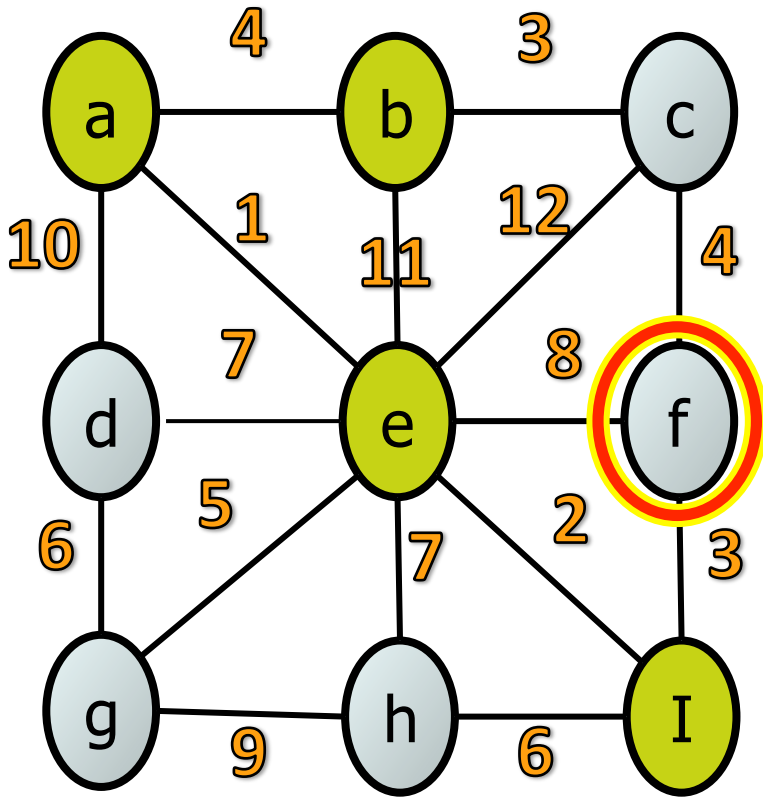


Node	Mark	Dist	Path	Mark	Dist	Path
A	1	0	-	1	0	-
B		4	A	1	4	A
C		13	E		7	B
D		8	E		8	E
E	1	1	A	1	1	A
F		6	I		6	I
G		6	E		6	E
H		8	E		8	E
I	1	3	E	1	3	E

Dijkstra's Algorithm

Source Node: A

Pick one with shortest distance from source: **F**

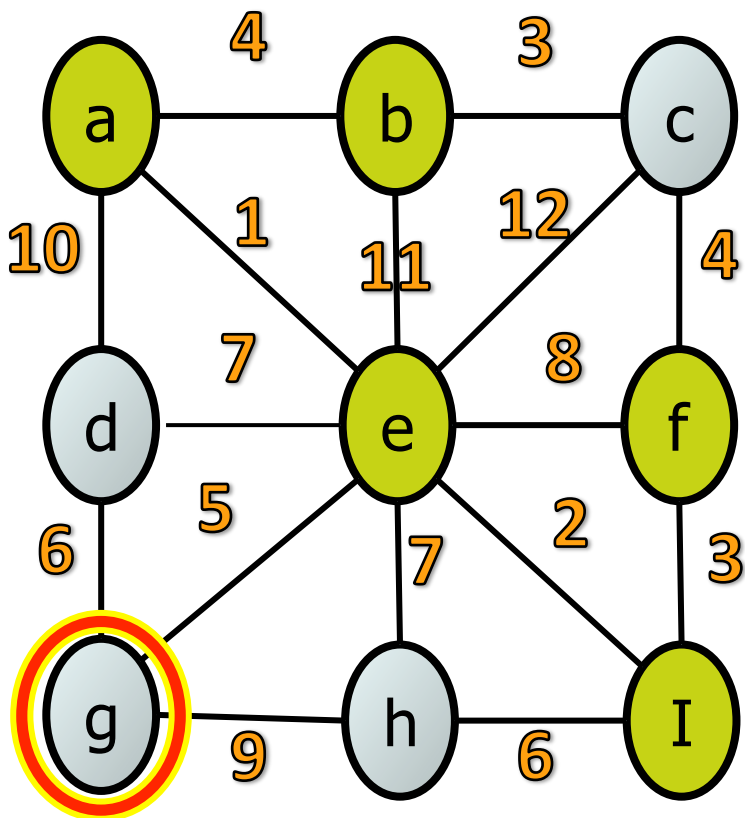


Node	Mark	Dist	Path	Mark	Dist	Path
A	1	0	-	1	0	-
B	1	4	A	1	4	A
C		7	B		7	B
D		8	E		8	E
E	1	1	A	1	1	A
F		6	I	1	6	I
G		6	E		6	E
H		8	E		8	E
I	1	3	E	1	3	E

Dijkstra's Algorithm

Source Node: A

Pick one with shortest distance from source: **G**

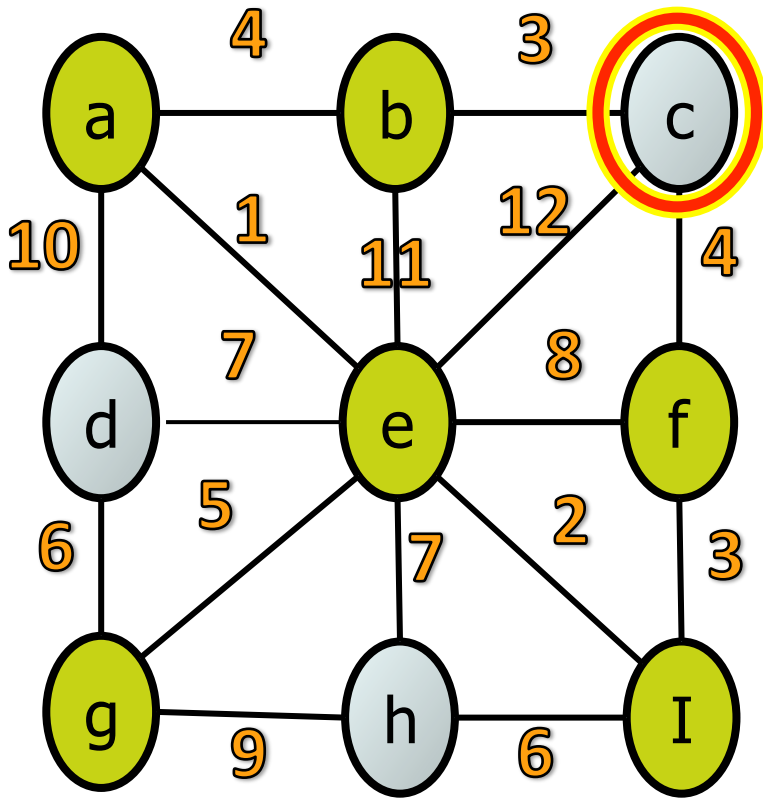


Node	Mark	Dist	Path	Mark	Dist	Path
A	1	0	-	1	0	-
B	1	4	A	1	4	A
C		7	B		7	B
D		8	E		8	E
E	1	1	A	1	1	A
F	1	6	I	1	6	I
G		6	E	1	6	E
H		8	E		8	E
I	1	3	E	1	3	E

Dijkstra's Algorithm

Source Node: A

Pick one with shortest distance from source: **C**

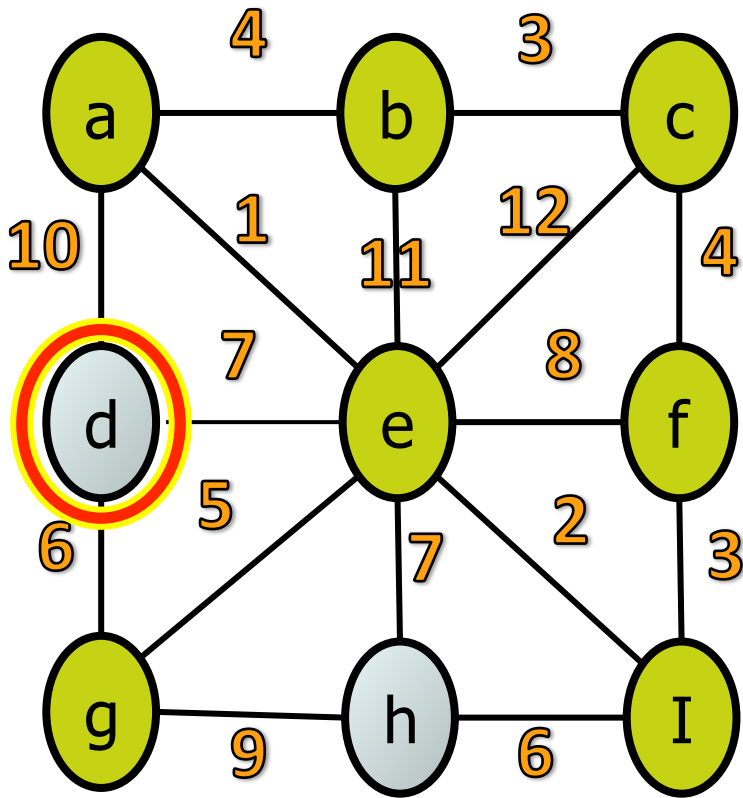


Node	Mark	Dist	Path	Mark	Dist	Path
A	1	0	-	1	0	-
B	1	4	A	1	4	A
C		7	B	1	7	B
D		8	E		8	E
E	1	1	A	1	1	A
F	1	6	I	1	6	I
G	1	6	E	1	6	E
H		8	E		8	E
I	1	3	E	1	3	E

Dijkstra's Algorithm

Source Node: A

Pick one with shortest distance from source: **D**

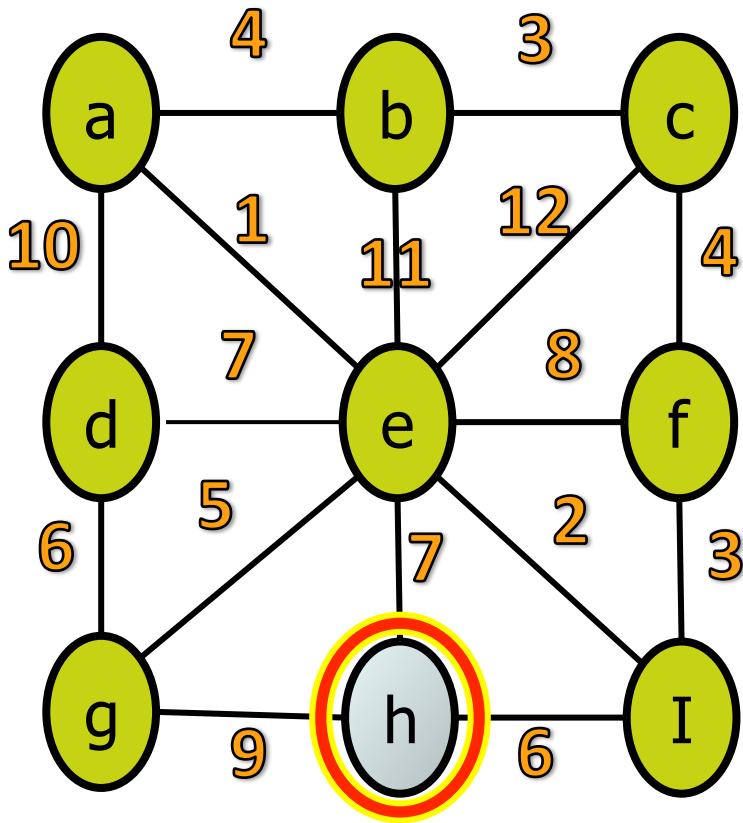


Node	Mark	Dist	Path	Mark	Dist	Path
A	1	0	-	1	0	-
B	1	4	A	1	4	A
C	1	7	B	1	7	B
D		8	E	1	8	E
E	1	1	A	1	1	A
F	1	6	I	1	6	I
G	1	6	E	1	6	E
H		8	E		8	E
I	1	3	E	1	3	E

Dijkstra's Algorithm

Source Node: A

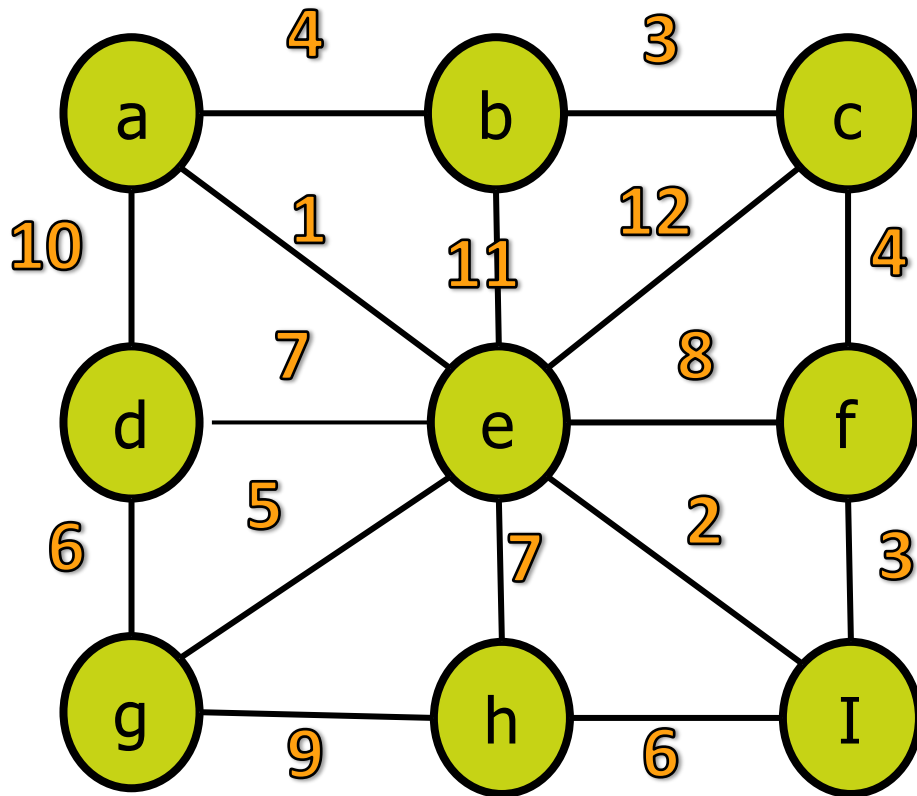
Pick one with shortest distance from source: **H**



Node	Mark	Dist	Path	Mark	Dist	Path
A	1	0	-	1	0	-
B	1	4	A	1	4	A
C	1	7	B	1	7	B
D	1	8	E	1	8	E
E	1	1	A	1	1	A
F	1	6	I	1	6	I
G	1	6	E	1	6	E
H		8	E	1	8	E
I	1	3	E	1	3	E

Dijkstra's Algorithm

Source Node: A

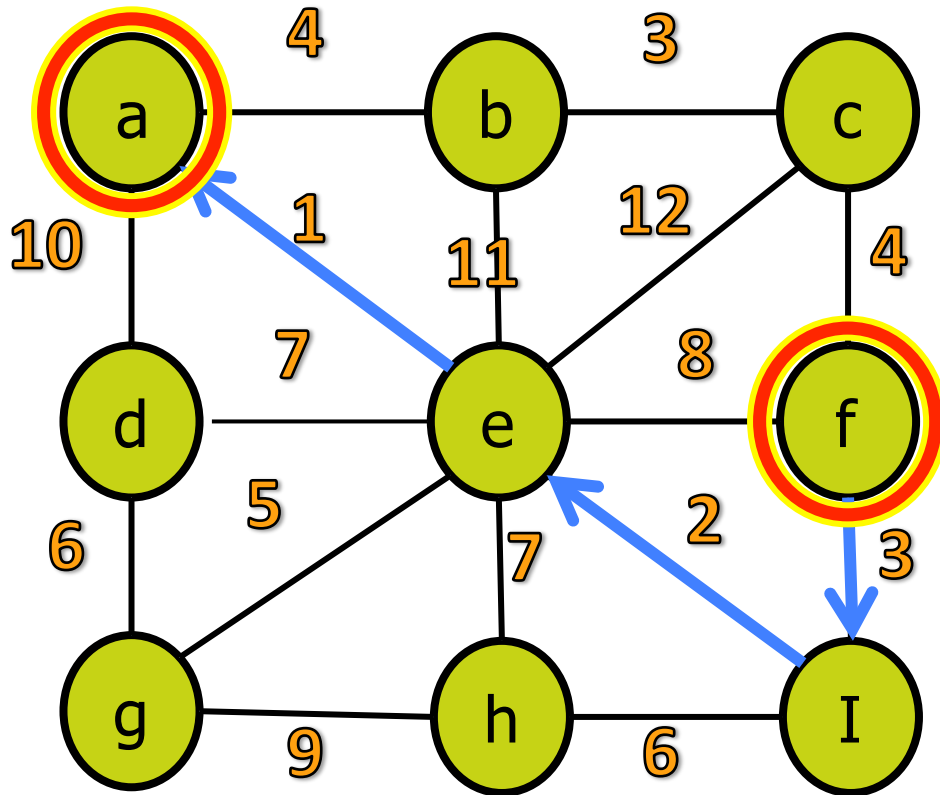


Done!

Node	Mark	Dist	Path
A	1	0	-
B	1	4	A
C	1	7	B
D	1	8	E
E	1	1	A
F	1	6	I
G	1	6	E
H	1	8	E
I	1	3	E

Dijkstra's Algorithm

Source Node: A



Find shortest path from F to A

Node	Mark	Dist	Path
A	1	0	-
B	1	4	A
C	1	7	B
D	1	8	E
E	1	1	A
F	1	6	I
G	1	6	E
H	1	8	E
I	1	3	E

Dijkstra's Algorithm

- **Dijkstra's Algorithm Runtime**

- Initializing each node $O(|V|)$

- Pick smallest v & Mark v

- Single step (No PQ / PQ): $O(|V|)$ $O(\log |V|)$

- Total (No Q / Q): $O(|V|^2)$ $O(|V| \cdot \log |V|)$

- Update cost of all neighbors of v

- Total (No PQ): $O(|E|)$

- Total (PQ): $O(|E| \cdot \log |V|)$

- **Total Runtime:** $O(|V|^2 + |E|)$ No Priority Queue

- $O((|V| + |E|) \cdot \log |V|)$ Priority Queue

Dijkstra's Algorithm

- **Total Runtime:** $O(|V|^2 + |E|)$ No Priority Queue
 $O((|V| + |E|) * \log |V|)$ Priority Queue
- Sparse graph: $|V| \gg \gg |E|$, $O(|V| * \log |V|)$
Better with Priority Queue
- Dense graph: $|E| \gg \gg |V|$, $O(|E| * \log |V|)$
 $\Rightarrow O(|V|^2 * \log |V|)$
Better without Priority Queue

Project 3

Where are the people?

Project 3

- **US Census Bureau**

state	county	population	latitude	longitude
01	001	1188	+32.48103	-86.486781
01	001	733	+32.465409	-86.486868
01	001	857	+32.479465	-86.473928
31	055	772	+41.262168	-95.982255
31	055	978	+41.265888	-95.963541
31	055	743	+41.261542	-95.968029
31	055	756	+41.265632	-95.970912
72	153	1827	+18.048574	-66.88596
72	153	3456	+18.058711	-66.875287
72	153	1444	+18.061441	-66.8652
72	153	2097	+18.04479	-66.865791
72	153	2677	+18.038417	-66.865411

Treat towns as points

Project 3

- **US Census Bureau**



1. Divide US with X by Y Grid
2. Compute Population in selected Rectangle

Project 3

- US Census Bureau



Population: 26360678

Percentage of total US: 9.24%

Project 3

- **Five different implementation**

1. Simple & Sequential

2. Simple & Parallel

3. Smarter & Sequential

4. Smarter & Parallel

5. Smarter & Lock-Based

} **Phase A**

} **Phase B**

- **Experiments & Write up**

Phase C

- Compare 5 versions with different queries