
CSE 331

Software Design & Implementation

James Wilcox

Autumn 2021

Lecture 4½ – Reasoning Wrap-up

Updates

- Lots going on!
 - HW1 due Monday, October 11 at 5pm
 - HW3 due Thursday, October 14 at 11pm
 - HW2 due the following Monday, October 18 at 5pm

Interview Question


Sorted Matrix Search

Problem Description

Given a matrix M (of size $m \times n$), where every row and every column is sorted, find out whether a given number x is in the matrix.

Sorted Matrix Search

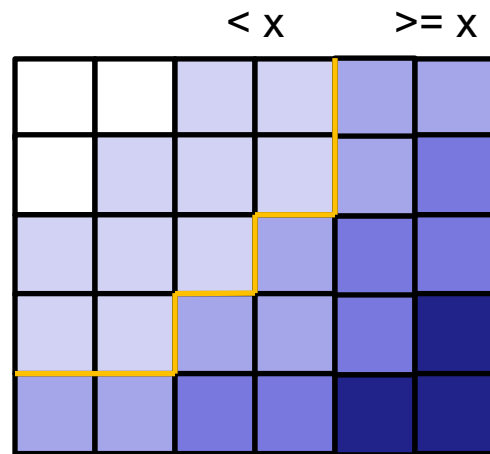
Given a sorted matrix M (of size $m \times n$), where every row and every column is sorted, find out whether a given number x is in the matrix.



(darker color means larger)

Sorted Matrix Search

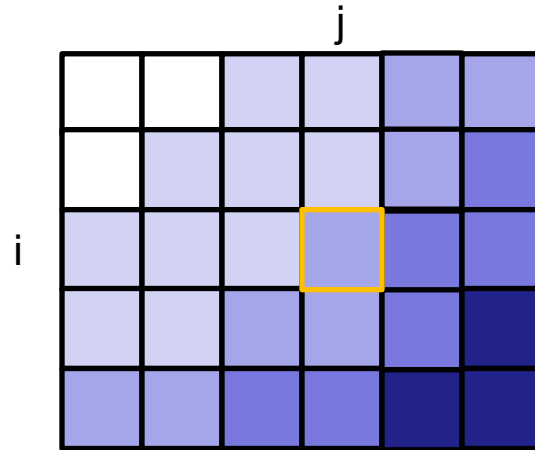
Given a sorted matrix M (of size $m \times n$), where every row and every column is sorted, find out whether a given number x is in the matrix.



(darker color means larger)

(One) **Idea**: Trace the contour between the numbers $\leq x$ and $> x$ in each row to see if x appears.

Sorted Matrix Search Code

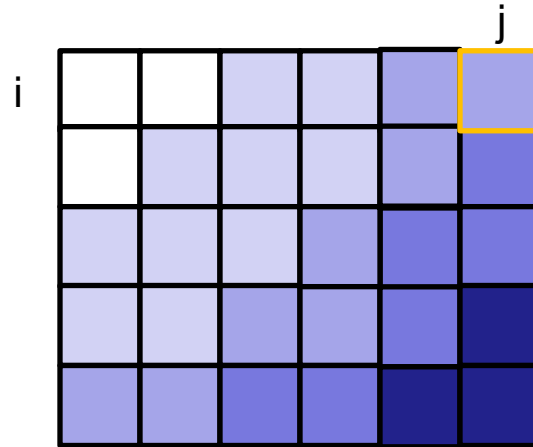


Partial Invariant: $M[i,0], \dots, M[i,j-1] < x \leq M[i,j], \dots, M[i,n-1]$

- for each i , holds for exactly one j
- holds when we are in the right spot in row i

Sorted Matrix Search Code

Initialization:



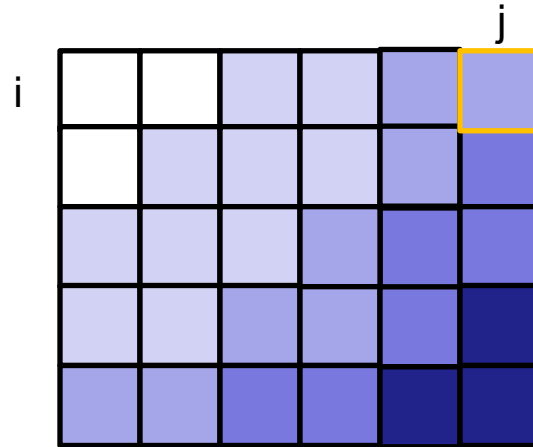
Partial Invariant: $M[i,0], \dots, M[i,j-1] < x \leq M[i,j], \dots, M[i,n-1]$

How do we get the invariant to hold with $i = 0$?

- no easy way to initialize it so the invariant holds
- we need to search...

Sorted Matrix Search Code

Initialization:

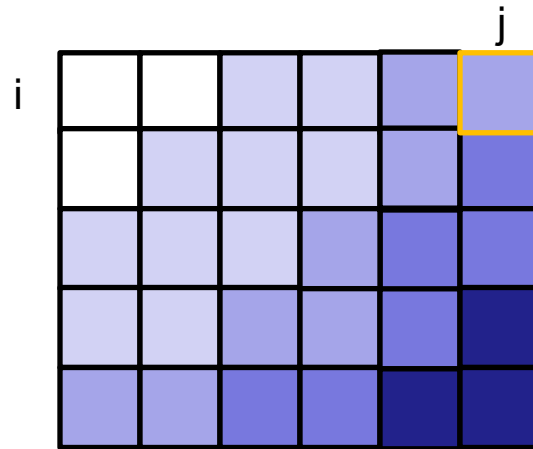


New goal: $M[0,0], \dots, M[0,j-1] < x \leq M[0,j], \dots, M[0,n-1]$

- will need a loop to find j
- Loop invariant: $x \leq M[0,j], \dots, M[0,n-1]$
 - weakening of the new goal
 - decrease j until we get $M[0,j-1]$ to also hold

Sorted Matrix Search Code

Initialization:



```
int i = 0;
```

```
int j = ?
```

```
{{ Inv:  $x \leq M[i,j], \dots, M[i,n-1]$  }}
```

```
while ( ?? )
```

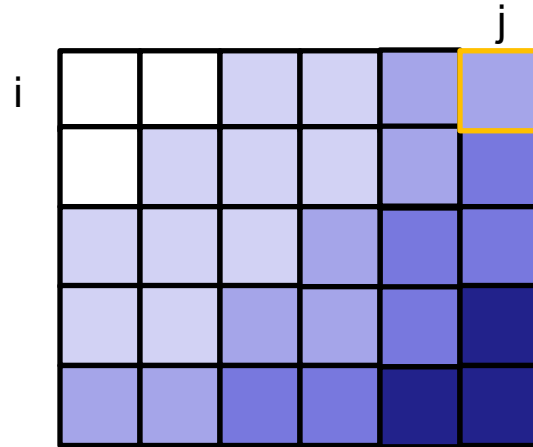
```
??
```

```
{{  $M[i,0], \dots, M[i,j-1] < x \leq M[i,j], \dots, M[i,n-1]$  }}
```

What is the easiest way to make this hold initially?

Sorted Matrix Search Code

Initialization:



```
int i = 0;
```

```
int j = n;
```

```
{ { Inv:  $x \leq M[i,j], \dots, M[i,n-1]$  } }
```

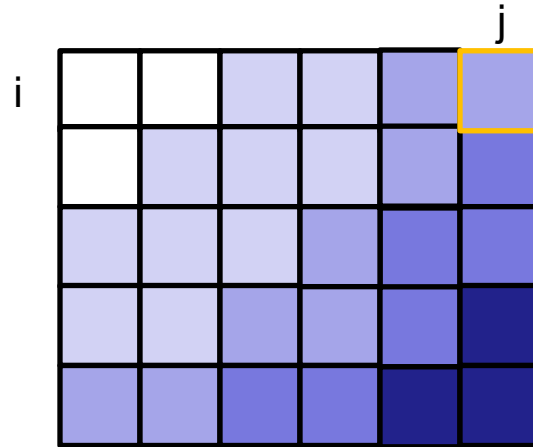
```
while ( ?? )
```

```
    ??
```

```
{ {  $M[i,0], \dots, M[i,j-1] < x \leq M[i,j], \dots, M[i,n-1]$  } }
```

Sorted Matrix Search Code

Initialization:



```
int i = 0;
```

```
int j = n;
```

```
{ { Inv:  $x \leq M[i,j], \dots, M[i,n-1]$  } }
```

```
while ( ?? )
```

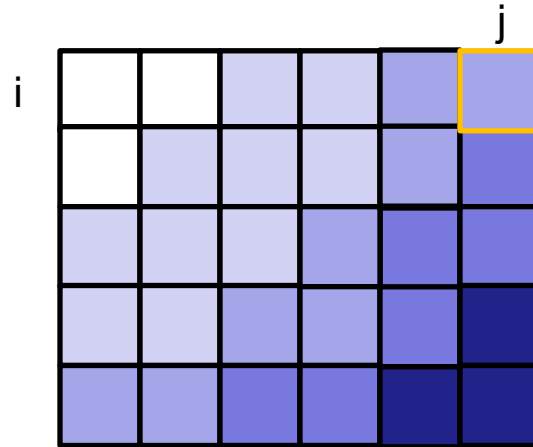
```
    ??
```

```
{ {  $M[i,0], \dots, M[i,j-1] < x \leq M[i,j], \dots, M[i,n-1]$  } }
```

When does the postcondition hold?
(Careful!)

Sorted Matrix Search Code

Initialization:



```
int i = 0;
```

```
int j = n;
```

```
{ { Inv:  $x \leq M[i,j], \dots, M[i,n-1]$  } }
```

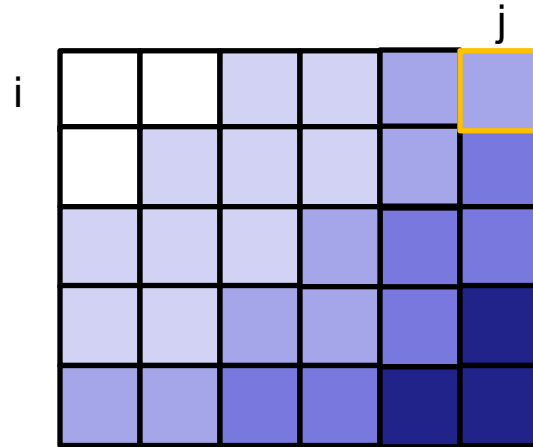
```
while (j > 0 && x <= M[i,j-1])
```

```
??
```

```
{ { M[i,0], ..., M[i,j-1] < x ≤ M[i,j], ..., M[i,n-1] } }
```

Sorted Matrix Search Code

Initialization:



```
int i = 0, j = n;
```

```
{ { Inv:  $x \leq M[i,j], \dots, M[i,n-1]$  } }
```

```
while (j > 0 && x <= M[i, j-1]) {
```

```
    ??
```

What goes here?

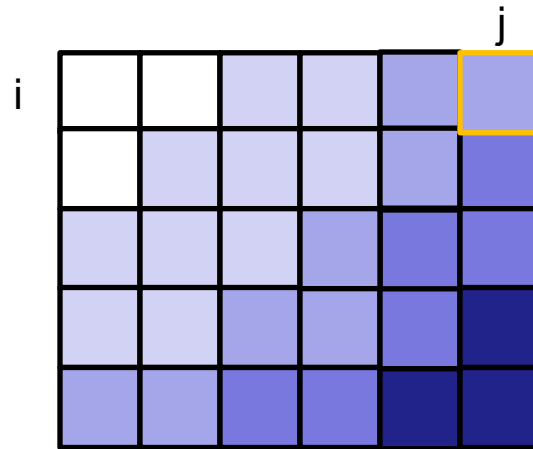
```
    j = j - 1;
```

```
}
```

```
{ {  $M[i,0], \dots, M[i,j-1] < x \leq M[i,j], \dots, M[i,n-1]$  } }
```

Sorted Matrix Search Code

Initialization:



```
int i = 0, j = n;
```

```
{ { Inv:  $x \leq M[i,j], \dots, M[i,n-1]$  } }
```

```
while (j > 0 &&  $x \leq M[i, j-1]$ ) {
```

```
    ??
```

```
    j = j - 1;
```

```
}
```

↓ { { $x \leq M[i,j], \dots, M[i,n-1]$ and $x \leq M[i,j-1]$ } }

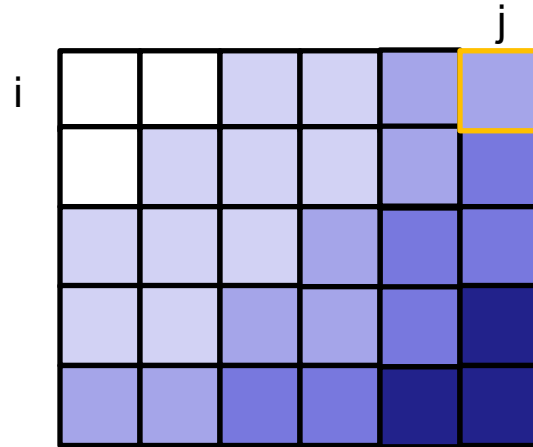
↑ { { $x \leq M[i,j-1], \dots, M[i,n-1]$ } }

↑ { { $x \leq M[i,j], \dots, M[i,n-1]$ } }

```
{ {  $M[i,0], \dots, M[i,j-1] < x \leq M[i,j], \dots, M[i,n-1]$  } }
```

Sorted Matrix Search Code

Initialization:



```
int i = 0, j = n;
```

```
{ { Inv:  $x \leq M[i,j], \dots, M[i,n-1]$  } }
```

```
while (j > 0 && x <= M[i, j-1]) {
```

```
    j = j - 1;
```

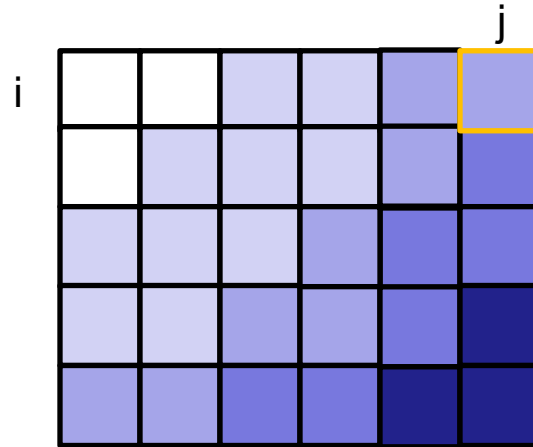
```
}
```

```
{ {  $M[i,0], \dots, M[i,j-1] < x \leq M[i,j], \dots, M[i,n-1]$  } }
```

← What goes here?
Nothing!

Sorted Matrix Search Code

Initialization:



```
int i = 0;
```

```
int j = n;
```

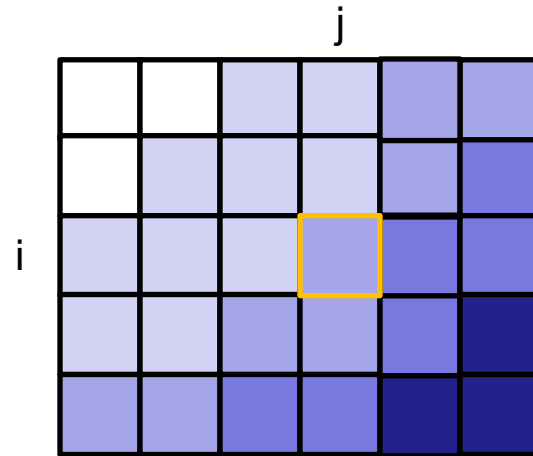
```
{ { Inv:  $x \leq M[i,j], \dots, M[i,n-1]$  } }
```

```
while (j > 0 && x <= M[i, j-1])
```

```
    j = j - 1;
```

```
{ { M[i,0], ..., M[i,j-1] < x ≤ M[i,j], ..., M[i,n-1] } }
```

Sorted Matrix Search Code

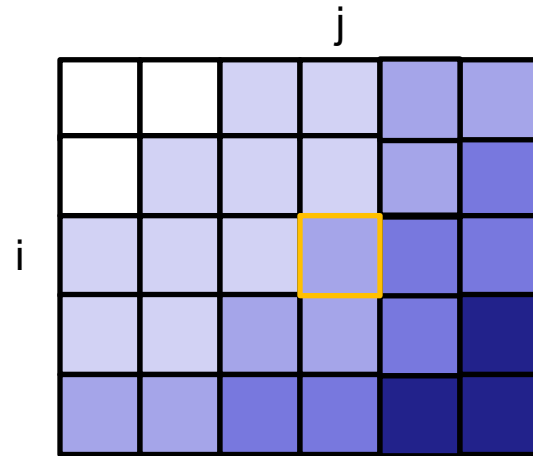


That finds the right column in row 0

- can now check $M[0,j] = x$ (if $j < n$)
- if not, we can move onto the next row
 - x cannot be anywhere in the row if it's not at $M[i,j]$
 - set $i = i + 1$

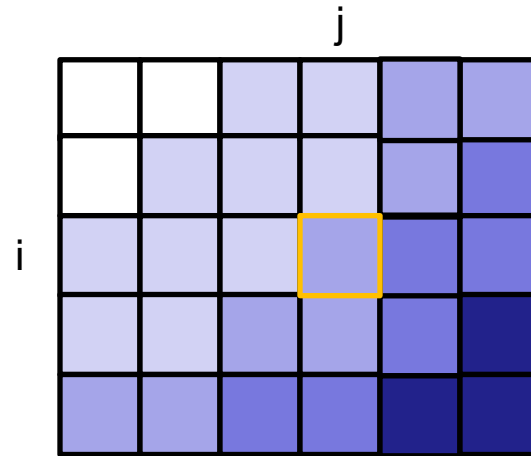
Process continues in each row thereafter...

Sorted Matrix Search Code



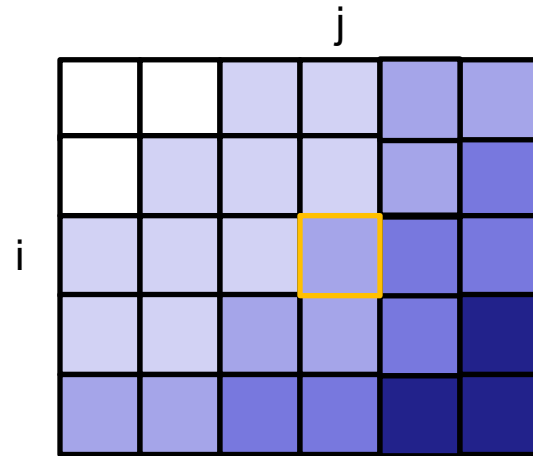
- Make progress by setting $i = i + 1$
- When i increases, the invariant may be broken
 - we have $x \leq M[i,j] \leq M[i+1,j]$ since columns are sorted
 - and $M[i+1,j] \leq M[i+1,j+1], \dots, M[i+1,n-1]$ since rows are sorted
 - so we get $x \leq M[i+1,j], \dots, M[i+1,n-1]$

Sorted Matrix Search Code



- Make progress by setting $i = i + 1$
- When i increases, the invariant may be broken
 - we have $x \leq M[i + 1, j], \dots, M[i + 1, n - 1]$
 - may need to restore invariant for $M[i, 0], \dots, M[i, j - 1] < x$
 - decrease j until it holds again...
 - when have we seen this before?
 - initialization

Sorted Matrix Search Code



- Make progress by setting $i = i + 1$
- When i increases, the invariant may be broken
 - we have $x \leq M[i + 1, j], \dots, M[i + 1, n - 1]$
 - may need to restore invariant for $M[i, 0], \dots, M[i, j - 1] < x$
 - could copy and paste the same loop
 - or you can do it with one copy

Sorted Matrix Search Code

instead of

```
int i = 0, j = n;  
[move j left]  
{ { Inv: M[i,0], ..., M[i,j-1] < x ≤ M[i,j], ..., M[i,n-1] } }  
while (i != m) {  
    i = i + 1;  
    [move j left]  
}
```

we can write

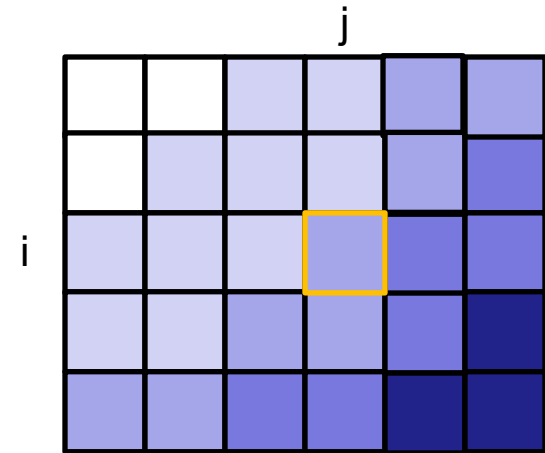
```
int i = 0, j = n;  
while (i != m) {  
    [move j left]  
    { { M[i,0], ..., M[i,j-1] < x ≤ M[i,j], ..., M[i,n-1] } }  
    i = i + 1;  
}
```

Sorted Matrix Search Code

```
int i = 0;
int j = n;

while (i != m) {
    {{ Inv:  $x \leq M[i,j], \dots, M[i,n-1]$  }}
    while (j > 0 && x <= M[i,j-1])
        j = j - 1;

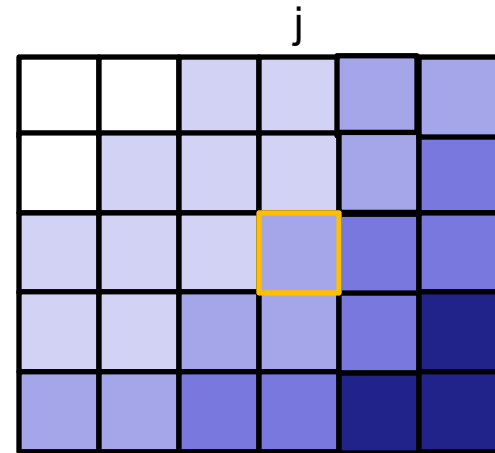
    {{  $M[i,0], \dots, M[i,j-1] < x \leq M[i,j], \dots, M[i,n-1]$  }}
    if (j < n && x == M[i,j])
        return true;
    i = i + 1;
}
return false;
```



Sorted Matrix Search Code

```
int i = 0;
int j = n;
{{ Inv: x not in M[k,l] for k < i and x ≤ M[i,j], ..., M[i,n-1] }}
while (i != m) {
    {{ Inv: x not in M[k,l] for k < i and x ≤ M[i,j], ..., M[i,n-1] }}
    while (j > 0 && x <= M[i,j-1])
        j = j - 1;

    {{ x not in M[k,l] for k < i and M[i,0], ..., M[i,j-1] < x ≤ M[i,j], ..., M[i,n-1] }}
    if (j < n && x == M[i,j])
        return true;
    i = i + 1;
}
return false;
```



Worksheet

Reasoning Summary

Reasoning Summary

- Checking correctness can be a mechanical process
 - using forward or backward reasoning
- This requires that loop invariants are provided
 - those cannot be produced automatically
- As long as you document your loop invariants, it should not be too hard for someone else to review your code

Documenting Loop Invariants

- Write down loop invariants for all non-trivial code
- They are often best avoided for “for each” loops:

```
  {{ Inv: printed all the strings seen so far }}  
  for (String s : L)  
    System.out.println(s);
```

Documenting Loop Invariants

- Write down loop invariants for all non-trivial code
- They are often best avoided for “for each” loops:

```
// Print the strings in L, one per line.  
for (String s : L)  
    System.out.println(s);
```

Documenting Loop Invariants

- Write down loop invariants for all non-trivial code
- They are often best avoided for “for each” loops:

```
{ { Inv: B has  $2*x + 1$  for each element  $x$  removed so far } }  
for (int x : A)  
    B.add( $2*x + 1$ );
```

Documenting Loop Invariants

- Write down loop invariants for all non-trivial code
- They are often best avoided for “for each” loops:

```
// Set B = 2*A + 1 (element-wise)
for (int x : A)
    B.add(2*x + 1);
```

Documenting Loop Invariants

- Write down loop invariants for all non-trivial code
- They are often best avoided for “for each” loops.
- Invariants are more helpful when a variable incorporates information from multiple iterations
 - e.g., $\{ \{ s = A[0] + \dots + A[i-1] \} \}$
- *Use your best judgement!*

Reasoning Summary

- You can check correctness by reasoning alone
- Correctness: tools, inspection, testing
 - reasoning through your own code
 - do code reviews
- Practice!
 - essential skill for professional programmers

Reasoning Summary

- You will eventually do this in your head for most code
- Formalism remains useful
 - especially tricky problems
 - interview questions (often tricky)
 - see last example...

Next Topic...

A Problem

“Complete this method such that it returns the location of the largest value in the first `n` elements of the array `arr`.”

```
int maxLoc(int[] arr, int n) {  
    ...  
}
```

One Solution

```
int maxLoc(int[] arr, int n) {
    int maxIndex = 0;
    int maxValue = arr[0];
    // Inv: maxValue = max of arr[0] .. arr[i-1] and
    //       maxValue = arr[maxIndex]
    for (int i = 1; i < n; i++) {
        if (arr[i] > maxValue) {
            maxIndex = i;
            maxValue = arr[i];
        }
    }
    return maxIndex;
}
```

Is this code correct?

What if $n = 0$?

What if $n > \text{arr.length}$?

What if there are two maximums?

A Problem

“Complete this method such that it returns the location of the largest value in the first `n` elements of the array `arr`.”

```
int maxLoc(int[] arr, int n) {  
    ...  
}
```

Could we write a specification so that this is a **correct** solution?

- `throw IllegalArgumentException` if `n <= 0`
- `throw ArrayOutOfBoundsException` if `n > arr.length`
- return smallest index achieving maximum

Morals

- You can all write the code correctly
- Writing the specification was harder than the code
 - multiple choices for the “right” specification
 - must carefully think through corner cases
 - once the specification is chosen, code is straightforward
 - (both of those will be recurrent themes)
- Some math (e.g. “if $n \leq 0$ ”) often shows up in specifications
 - English (“if n is less or equal to than 0”) is often worse

How to Check Correctness

- Step 1: need a **specification** for the function
 - can't argue correctness if we don't know what it should do
 - surprisingly difficult to write!
- Step 2: determine whether the code meets the specification
 - apply **reasoning**
 - usually easy with the tools we learned