

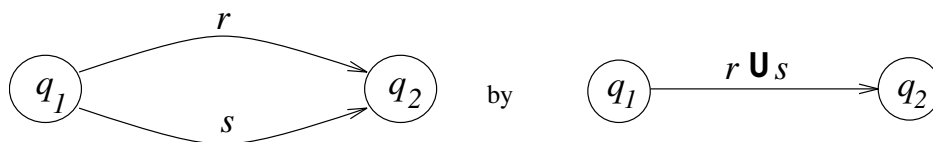
CSE 322
Introduction to Formal Models in Computer Science

**Regular expressions
from Finite Automata**

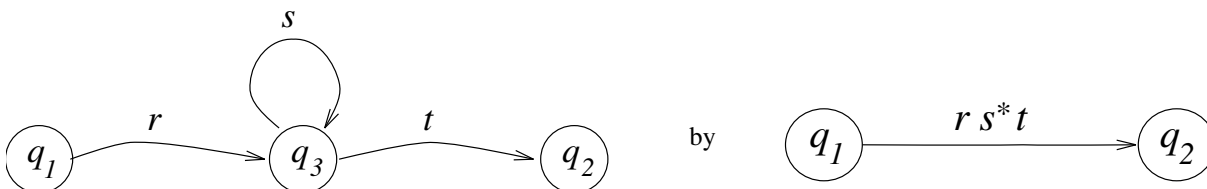
The key idea for the construction that creates a regular expression from a finite automaton is to allow edge labels that are regular expressions. Sipser calls this a Generalized Finite Automaton but the formal description is more constrained than I think is convenient. (The main new thing I would like is to allow parallel edges between states). The intuition is that in following an edge labelled by regular expression r , some prefix of the input remaining to be read is in $L(r)$, the language represented by r and following the edge means reading such a prefix. A string x will be accepted if and only if there is some path from the start state to a final state whose labels concatenated together form a regular expression whose associated language contains x . Notice that our standard NFA's and DFA's are special cases of this where all our regular expressions turn out to be some $a \in \Sigma$ in the DFA case and either $a \in \Sigma$ or ε in the NFA case.

For the construction we first add a new start state and a new final state connected to (resp. from) the old ones via ε -moves. (This is so that no start or final state is on a cycle.) There are only two rules which we apply until the graph is reduced to a single labelled edge which will have the regular expression on it.

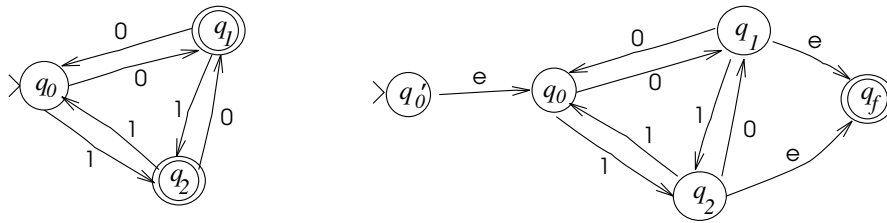
Rule 1. Combination of Parallel Edges: If q_1 and q_2 are any two states (possibly $q_1 = q_2$) then replace



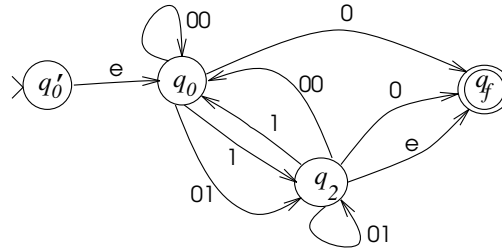
Rule 2. Removal of States: If q_3 is not either the new start state or the new final state then for every pair of states q_1 and q_2 (again possibly $q_1 = q_2$) replace



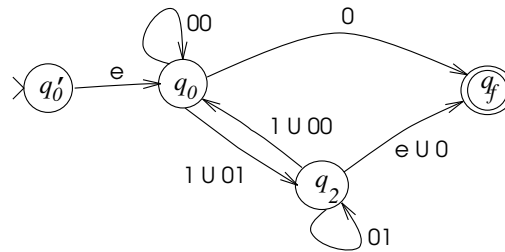
Turn page over for an example (e stands for ε in the example).



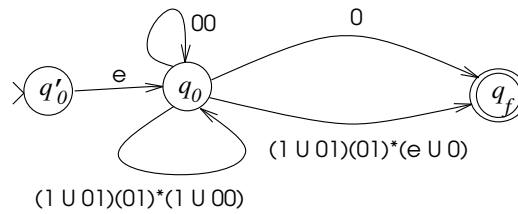
Rule 2 to q_1



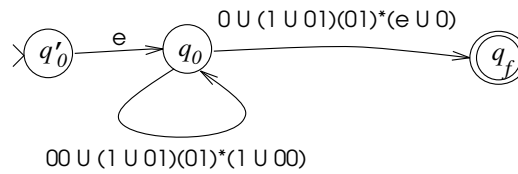
Rule 1 to edges



Rule 2 to q_2



Rule 1 to edges



Rule 2 to q_0

