

Frequent Itemset Mining & Association Rules

CSEP590A Machine Learning for Big Data

Tim Althoff



PAUL G. ALLEN SCHOOL
OF COMPUTER SCIENCE & ENGINEERING

Association Rule Discovery

Supermarket shelf management –

Market-basket model:

- **Goal:** Identify items that are bought together by sufficiently many customers
- **Approach:** Process the sales data collected with barcode scanners to find dependencies among items
- **A “classic” rule:**
 - If someone buys diaper and milk, then he/she is likely to buy beer
 - Don’t be surprised if you find six-packs next to diapers!

The Market-Basket Model

- A large set of **items**
 - e.g., things sold in a supermarket
- A large set of **baskets**
 - Each basket is a **small subset of items**
 - e.g., the things one customer buys on one day (or “cart”)
- **Discover association rules:**
People who bought $\{x,y,z\}$ tend to buy $\{v,w\}$
 - Example applications: Amazon, Spotify, Walmart...

Input:

<i>Basket</i>	<i>Items</i>
1	Bread, Coke, Milk
2	Beer, Bread
3	Beer, Coke, Diaper, Milk
4	Beer, Bread, Diaper, Milk
5	Coke, Diaper, Milk

Output:

Rules Discovered:

$\{\text{Milk}\} \rightarrow \{\text{Coke}\}$

$\{\text{Diaper, Milk}\} \rightarrow \{\text{Beer}\}$

More generally

- **A general many-to-many mapping (association) between two kinds of things**
 - But we ask about connections among “items”, not “baskets”
- **Items and baskets are abstract:**
 - **For example:**
 - Items/baskets can be products/shopping basket
 - Items/baskets can be words/documents
 - Items/baskets can be basepairs/genes
 - Items/baskets can be drugs/patients

Applications – (1)

- **Items** = products; **Baskets** = sets of products someone bought in one trip to the store
- **Real market baskets:** Chain stores keep TBs of data about what customers buy together
 - Tells how typical customers navigate stores, lets them position tempting items:
 - Apocryphal story of “diapers and beer” discovery
 - Used to position potato chips between diapers and beer to enhance sales of potato chips
- **Amazon’s ‘people who bought X also bought Y’**

Applications – (2)

- **Baskets** = sentences; **Items** = documents in which those sentences appear
 - Items that appear together too often could represent plagiarism
 - Notice items do not have to be “in” baskets
- **Baskets** = patients; **Items** = drugs & side-effects
 - Has been used to detect combinations of drugs that result in particular side-effects
 - **But requires extension:** Absence of an item needs to be observed as well as presence

Outline

First: Define

Frequent itemsets

Association rules:

Confidence, Support, Interestingness

Then: Algorithms for finding frequent itemsets

Finding frequent pairs

A-Priori algorithm

PCY algorithm

Frequent Itemsets

- **Simplest question:** Find sets of items that appear together “frequently” in baskets
- **Support** for itemset I : Number of baskets containing all items in I
 - (Often expressed as a fraction of the total number of baskets)
- Given a **support threshold s** , then sets of items that appear in at least s baskets are called **frequent itemsets**

<i>TID</i>	<i>Items</i>
1	Bread, Coke, Milk
2	Beer, Bread
3	Beer, Coke, Diaper, Milk
4	Beer, Bread, Diaper, Milk
5	Coke, Diaper, Milk

Support of
{Beer, Bread} = 2

Example: Frequent Itemsets

- **Items** = {milk, coke, pepsi, beer, juice}
- **Support threshold** = 3 baskets

$$B_1 = \{m, c, b\}$$

$$B_2 = \{m, p, j\}$$

$$B_3 = \{m, b\}$$

$$B_4 = \{c, j\}$$

$$B_5 = \{m, p, b\}$$

$$B_6 = \{m, c, b, j\}$$

$$B_7 = \{c, b, j\}$$

$$B_8 = \{b, c\}$$

- **Frequent itemsets:** {m}, {c}, {b}, {j}, {m,b} , {b,c} , {c,j}.

Define: Association Rules

- **Define: Association Rules:**

If-then rules about the contents of baskets

- $\{i_1, i_2, \dots, i_k\} \rightarrow j$ means: “if a basket contains all of i_1, \dots, i_k then it is *likely* to contain j ”
- **In practice there are many rules, want to find significant/interesting ones!**
- **Confidence** of association rule is the probability of j given $I = \{i_1, \dots, i_k\}$

$$\text{conf}(I \rightarrow j) = \frac{\text{support}(I \cup j)}{\text{support}(I)}$$

Where confidence falls short

What if everyone buys milk?

$$\text{conf}(\{\text{Beer}\} \rightarrow \text{Milk}) = 1$$

$$\text{conf}(\{\text{Bread}\} \rightarrow \text{Milk}) = 1$$

...

$$\text{conf}(\{\text{Beer}, \text{Bread}, \text{Diapers}\} \rightarrow \text{Milk}) = 1$$

Observations
Bread, Coke, Milk
Beer, Bread, Milk
Beer, Coke, Diapers, Milk
Beer, Bread, Diapers, Milk
Coke, Diapers, Milk

We have 100% confidence for $I \rightarrow \text{milk}$, no matter what I we choose!

Interesting Association Rules

- **Not all high-confidence rules are interesting**
 - The rule $X \rightarrow \textit{milk}$ may have high confidence for many itemsets X , because milk is just purchased very often (independent of X) and the confidence will be high
- **Interest of an association rule $I \rightarrow j$:**
abs. difference between its confidence and the fraction of baskets that contain j
$$\text{Interest}(I \rightarrow j) = | \text{conf}(I \rightarrow j) - \text{Pr}[j] |$$
 - Interesting rules are those with high positive or negative interest values (usually above 0.5)

Example: Confidence and Interest

$$B_1 = \{m, c, b\}$$

$$B_2 = \{m, p, j\}$$

$$B_3 = \{m, b\}$$

$$B_4 = \{c, j\}$$

$$B_5 = \{m, p, b\}$$

$$B_6 = \{m, c, b, j\}$$

$$B_7 = \{c, b, j\}$$

$$B_8 = \{b, c\}$$

- Association rule: $\{m, b\} \rightarrow c$
 - Support = 2
 - Confidence = $2/4 = 0.5$
 - Interest = $|0.5 - 5/8| = 1/8$
 - Item c appears in $5/8$ of the baskets
 - The rule is not very interesting!

Association Rule Mining

- **Problem:** Find all association rules with support $\geq s$ and confidence $\geq c$
 - **Note:** Support of an association rule is the support of the set of items in the rule (left and right side)
- **Hard part:** Finding the frequent itemsets!
 - If $\{i_1, i_2, \dots, i_k\} \rightarrow j$ has high support and confidence, then both $\{i_1, i_2, \dots, i_k\}$ and $\{i_1, i_2, \dots, i_k, j\}$ will be “frequent”

$$\text{conf}(I \rightarrow j) = \frac{\text{support}(I \cup j)}{\text{support}(I)}$$

Mining Association Rules

- **Step 1:** Find all frequent itemsets I $\text{conf}(I \rightarrow j) = \frac{\text{support}(I \cup j)}{\text{support}(I)}$
 - (we will explain this next)
- **Step 2: Rule generation**
 - For every subset A of I , generate a rule $A \rightarrow I \setminus A$
 - Since I is frequent, A is also frequent (monotonicity)
 - **Variant 1:** Single pass to compute the rule confidence
 - $\text{confidence}(A, B \rightarrow C, D) = \text{support}(A, B, C, D) / \text{support}(A, B)$
 - **Variant 2:**
 - **Observation:** If $A, B, C \rightarrow D$ is below confidence, so is $A, B \rightarrow C, D$
 - Can generate “bigger” rules from smaller ones!
 - **Output the rules above the confidence threshold**

Example

$$B_1 = \{m, c, b\}$$

$$B_2 = \{m, p, j\}$$

$$B_3 = \{m, c, b, n\}$$

$$B_4 = \{c, j\}$$

$$B_5 = \{m, p, b\}$$

$$B_6 = \{m, c, b, j\}$$

$$B_7 = \{c, b, j\}$$

$$B_8 = \{b, c\}$$

- Support threshold $s = 3$, confidence $c = 0.75$
- Step 1) Find frequent itemsets:
 - $\{b,m\}$ $\{b,c\}$ $\{c,m\}$ $\{c,j\}$ $\{m,c,b\}$
- Step 2) Generate rules:
 - ~~$b \rightarrow m: c=4/6$~~ $b \rightarrow c: c=5/6$ ~~$b,c \rightarrow m: c=3/5$~~
 - $m \rightarrow b: c=4/5$... $b,m \rightarrow c: c=3/4$
 - ~~$b \rightarrow c,m: c=3/6$~~

Compacting the Output

- **To reduce the number of rules, we can post-process them and only output:**

- **Maximal frequent itemsets:**

No immediate superset (same set and one additional item) is frequent

- Gives more pruning

or

- **Closed itemsets:**

No immediate superset has the same support (> 0)

- Stores not only frequent information, but exact supports/counts

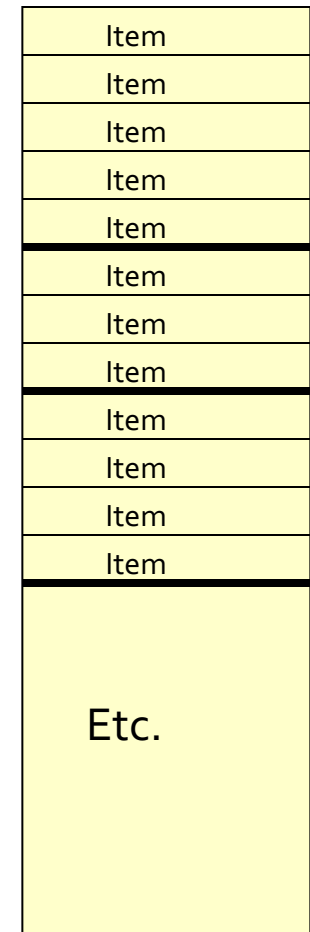
Example: Maximal/Closed

	Support	Frequent ($s=3$)	Maximal	Closed	
A	4	Yes	No	No	Superset AB also frequent
B	5	Yes	No	Yes	
C	3	Yes	No	No	Superset BC has same support
AB	4	Yes	Yes	Yes	ABC (only superset) not freq
AC	2	No	No	No	
BC	3	Yes	Yes	Yes	ABC (only superset) has smaller support
ABC	2	No	No	Yes	

Step 1: **Finding Frequent Itemsets**

Itemsets: Computation Model

- **Back to finding frequent itemsets**
- Typically, data is kept in flat files rather than in a database system:
 - Stored on disk
 - Stored basket-by-basket
 - Baskets are **small** but we have many baskets and many items
 - Expand baskets into pairs, triples, etc. as you read baskets
 - Use **k** nested loops to generate all sets of size **k**

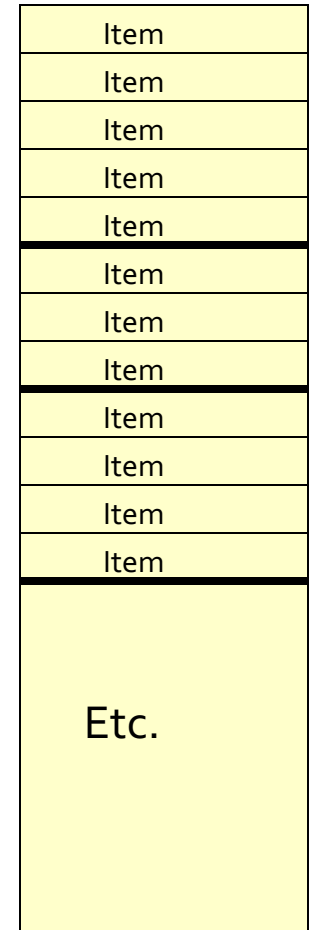


Items are positive integers, and boundaries between baskets are -1 .

Note: We want to find frequent itemsets. To find them, we have to count them. To count them, we have to enumerate them.

Computation Model

- The true cost of mining disk-resident data is usually the **number of disk I/Os**
- In practice, association-rule algorithms read the data in *passes* – all baskets read in turn
- We measure the cost by the **number of passes** an algorithm makes over the data



Items are positive integers, and boundaries between baskets are -1 .

Main-Memory Bottleneck

- For many frequent-itemset algorithms, **main-memory** is the critical resource
 - As we read baskets, we need to count something, e.g., occurrences of pairs of items
 - The number of different things we can count is limited by main memory
 - Swapping counts in/out is a disaster
 - Swapping means having to push memory to/from disk because memory was too small.

Finding Frequent Pairs

- **The hardest problem often turns out to be finding the frequent **pairs** of items $\{i_1, i_2\}$**
 - **Why?** Freq. pairs are common, freq. triples are rare
 - **Why?** Probability of being frequent drops exponentially with size; number of sets grows more slowly with size
- **Let's first concentrate on pairs, then extend to larger sets**
- **The approach:**
 - We always need to generate all the itemsets
 - But we would only like to count (keep track) of those itemsets that in the end turn out to be frequent

Naïve Algorithm

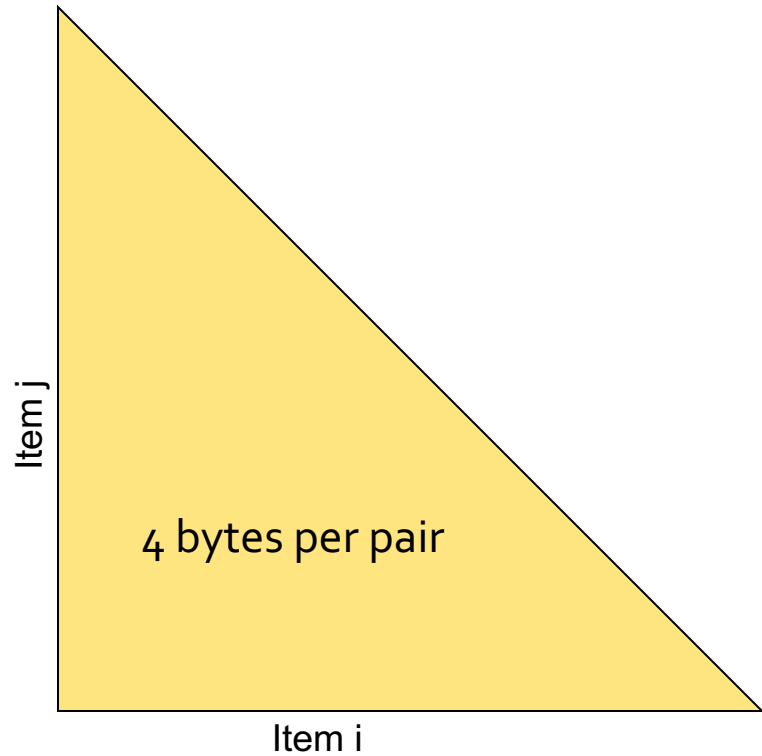
- **Naïve approach to finding frequent pairs**
- Read file once, counting in main memory the occurrences of each pair:
 - From each basket of n items, generate its $n(n-1)/2$ pairs by two nested loops
- **Fails if $(\#items)^2$ exceeds main memory**
 - **Remember:** $\#items$ can be 100K (Wal-Mart) or 10B (Web pages)
 - Suppose 10^5 items, counts are 4-byte integers
 - Number of pairs of items: $10^5(10^5-1)/2 \approx 5 \cdot 10^9$
 - Therefore, $2 \cdot 10^{10}$ (20 gigabytes) of memory is needed

Counting Pairs in Memory

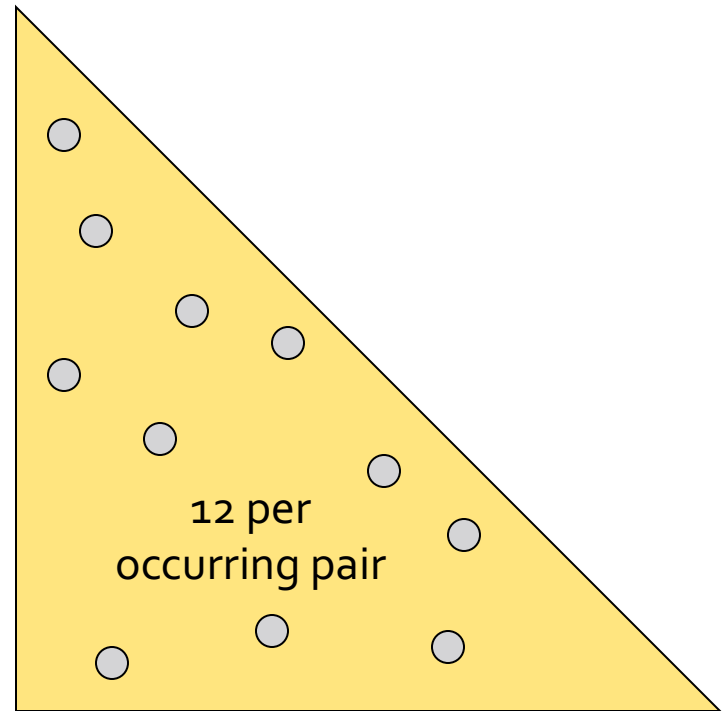
Goal: Count the number of occurrences of each pair of items (i,j) :

- **Approach 1:** Count all pairs using a matrix
- **Approach 2:** Keep a table of triples $[i, j, c] =$ “the count of the pair of items $\{i, j\}$ is c .”
 - If integers and item ids are 4 bytes, we need approximately 12 bytes for pairs with count > 0
 - Plus some additional overhead for the hashtable

Comparing the 2 Approaches



Triangular Matrix

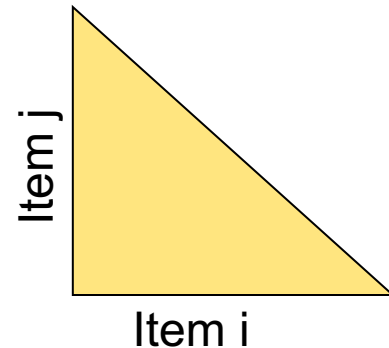


Triples

Comparing the two approaches

■ Approach 1: Triangular Matrix

- n = total number items
- Count pair of items $\{i, j\}$ only if $i < j$
- Keep pair counts in lexicographic order:
 - $\{1,2\}, \{1,3\}, \dots, \{1,n\}, \{2,3\}, \{2,4\}, \dots, \{2,n\}, \{3,4\}, \dots$
- Pair $\{i, j\}$ is at position: $[n(n - 1) - (n - i)(n - i + 1)]/2 + (j - i)$
- Total number of pairs $n(n - 1)/2$; total bytes = $O(n^2)$
- **Triangular Matrix** requires 4 bytes per pair



■ Approach 2 uses **12 bytes** per occurring pair (*but only for pairs with count > 0*)

- Approach 2 beats Approach 1 if less than **1/3** of possible pairs actually occur

Comparing the two approaches

- **Approach 1: Triangular Matrix**

- n = total number items

- Com

- Ke

-

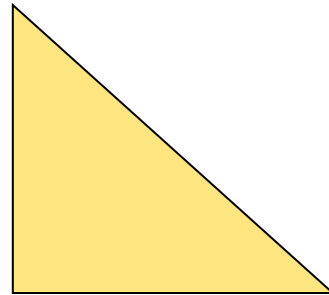
- Pa

- To

- Tr

- **App**
(but

- Approach 2 beats Approach 1 if less than **1/3** of possible pairs actually occur



Problem is if we have too many items so the pairs do not fit into memory.

Can we do better?

$$...)]/2 + (j - i)$$
$$...)(n^2)$$

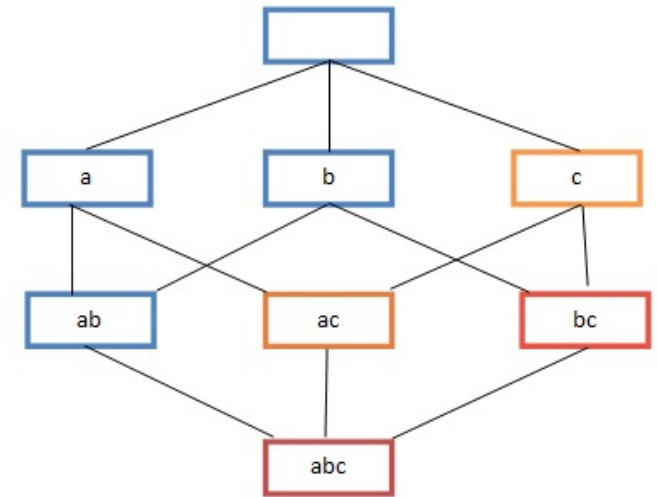
air

A-Priori Algorithm

- Monotonicity of “Frequent”
- Notion of Candidate Pairs
- Extension to Larger Itemsets

A-Priori Algorithm – (1)

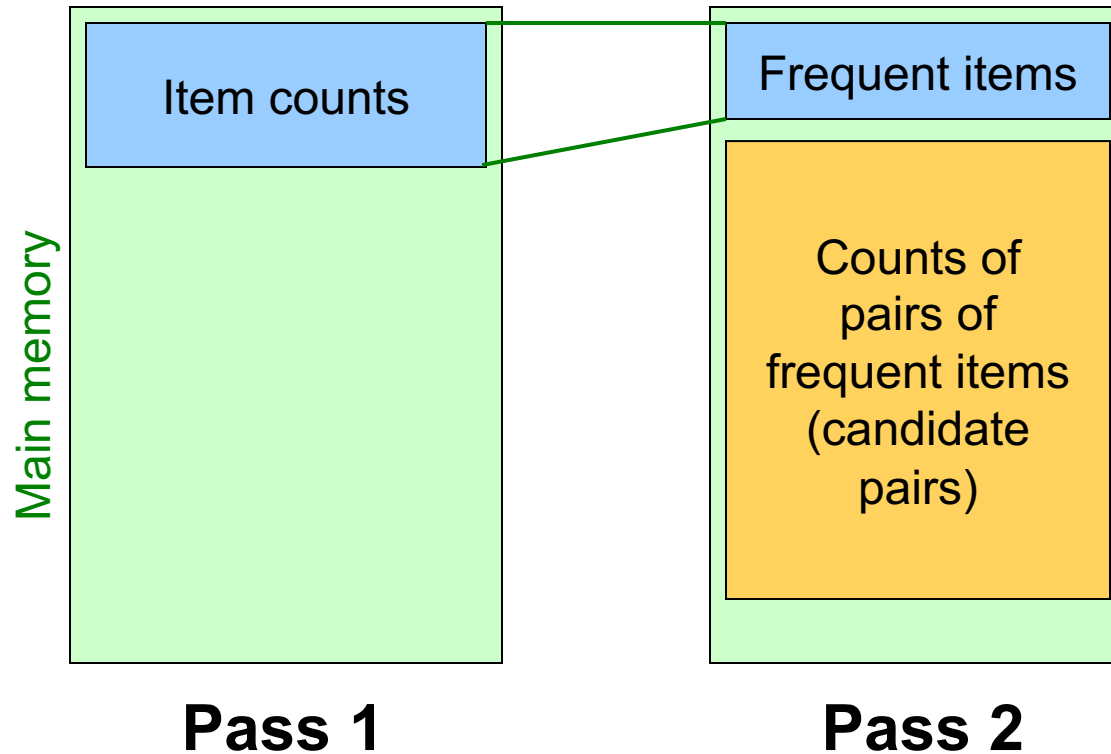
- A **two-pass** approach called ***A-Priori*** limits the need for main memory
- **Key idea: *monotonicity***
 - If a set of items I appears at least s times, so does every **subset J** of I
- **Contrapositive for pairs:**
If item i does not appear in s baskets, then no pair including i can appear in s baskets
- **So, how does A-Priori find freq. pairs?**



A-Priori Algorithm – (2)

- **Pass 1:** Read baskets and count in main memory the # of occurrences of each **individual item**
 - Requires only memory proportional to #items
- **Items that appear $\geq s$ times are the frequent items**
- **Pass 2:** Read baskets again and keep track of the count of only those pairs where both elements are frequent (from Pass 1)
 - Requires memory proportional to square of **frequent** items only (for counts)
 - Plus a list of the frequent items (so you know what must be counted)

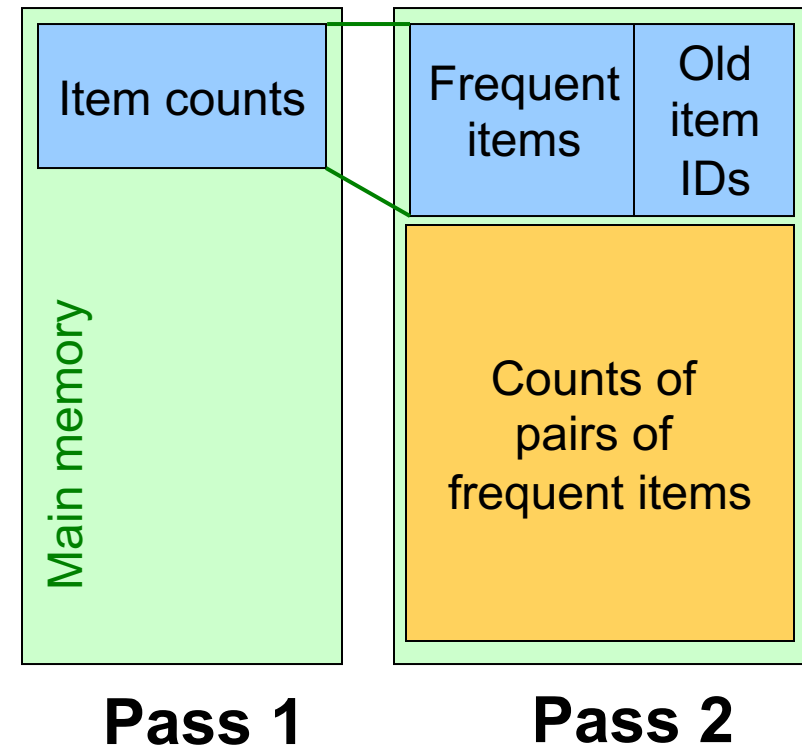
Main-Memory: Picture of A-Priori



Green box represents the amount of available main memory. Smaller boxes represent how the memory is used.

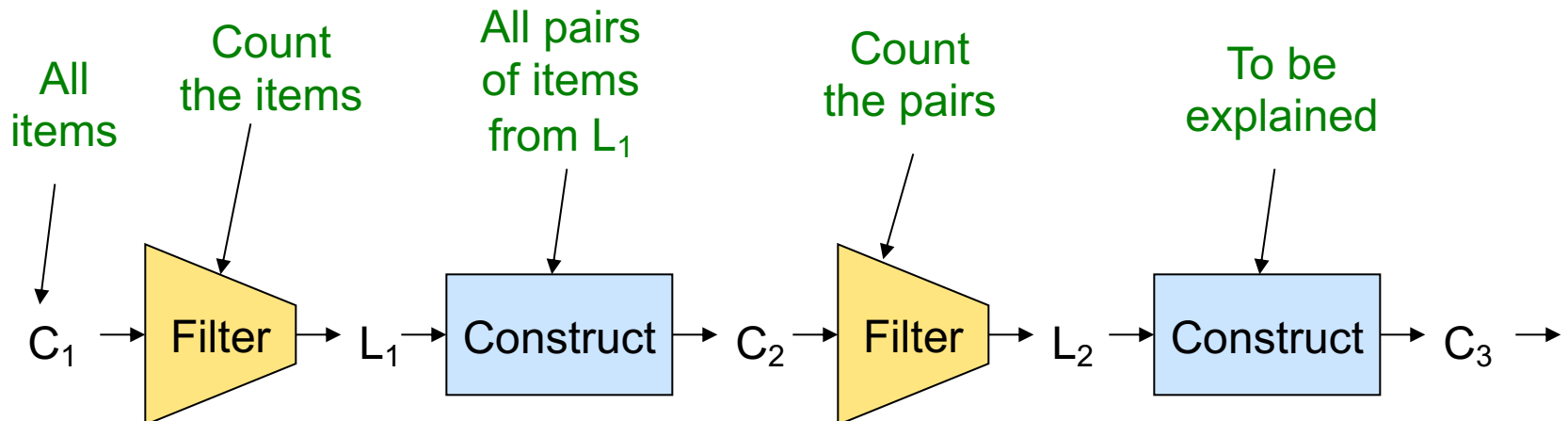
Detail for A-Priori

- You can use the triangular matrix method with n = number of frequent items
 - May save space compared with storing triples
- **Trick:** re-number frequent items 1,2,... and keep a table relating new numbers to original item numbers



Frequent Triples, Etc.

- For each k , we construct two sets of *k -tuples* (sets of size k):
 - $C_k =$ *candidate k -tuples* = those that might be frequent sets (support $\geq s$) based on information from the pass for $k-1$
 - $L_k =$ the set of truly frequent k -tuples



Example

$$C_1 = \{ \{b\}, \{c\}, \{j\}, \{m\}, \{n\}, \{p\} \}$$

Supports: $\{b\} \rightarrow 6$, $\{c\} \rightarrow 6$, $\{j\} \rightarrow 4$,
 $\{m\} \rightarrow 5$, ~~$\{n\} \rightarrow 1$~~ , ~~$\{p\} \rightarrow 2$~~

$$L_1 = \{ \{b\}, \{c\}, \{j\}, \{m\} \}$$

$$C_2 = \{ \{b,c\}, \{b,j\}, \{b,m\}, \{c,j\}, \{c,m\}, \{j,m\} \}$$

Supports: $\{b,c\} \rightarrow 5$, ~~$\{b,j\} \rightarrow 2$~~ , $\{b,m\} \rightarrow 4$
 $\{c,j\} \rightarrow 3$, $\{c,m\} \rightarrow 3$, ~~$\{j,m\} \rightarrow 2$~~

$$L_2 = \{ \{b,c\}, \{b,m\}, \{c,j\}, \{c,m\} \}$$

$$C_3 = \{ \{b,c,m\}, \{b,c,j\}, \{b,m,j\}, \{c,m,j\} \}$$

Supports: $\{b,c,m\} \rightarrow 3$ **

$$L_3 = \{ \{b,c,m\} \}$$

baskets

$\{m, c, b\}$

$\{m, p, j\}$

$\{m, c, b, n\}$

$\{c, j\}$

$\{m, p, b\}$

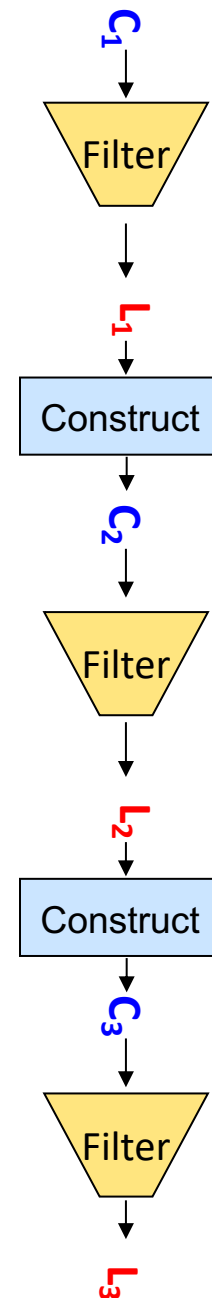
$\{m, c, b, j\}$

$\{c, b, j\}$

$\{b, c\}$

s = 3

**** In order for a triple to be frequent, the three pairs it contains must all be frequent.**



A-Priori for All Frequent Itemsets

- One pass for each k (itemset size)
- Needs room in main memory to count each candidate k -tuple
- For typical market-basket data and reasonable support (e.g., 1%), $k = 2$ requires the most memory
- **Many possible extensions:**
 - Association rules with intervals:
 - For example: Men over 65 have 2 cars
 - Association rules when items are in a taxonomy
 - Bread, Butter \rightarrow FruitJam
 - BakedGoods, MilkProduct \rightarrow PreservedGoods
 - Lower the support s as itemset gets bigger

PCY (Park-Chen-Yu) Algorithm

- Improvement to A-Priori
- Exploits Empty Memory on First Pass
- Frequent Buckets

PCY (Park-Chen-Yu) Algorithm

- **Observation:**

In pass 1 of A-Priori, most memory is idle

- We store only individual item counts
- **Can we use the idle memory to reduce memory required in pass 2?**

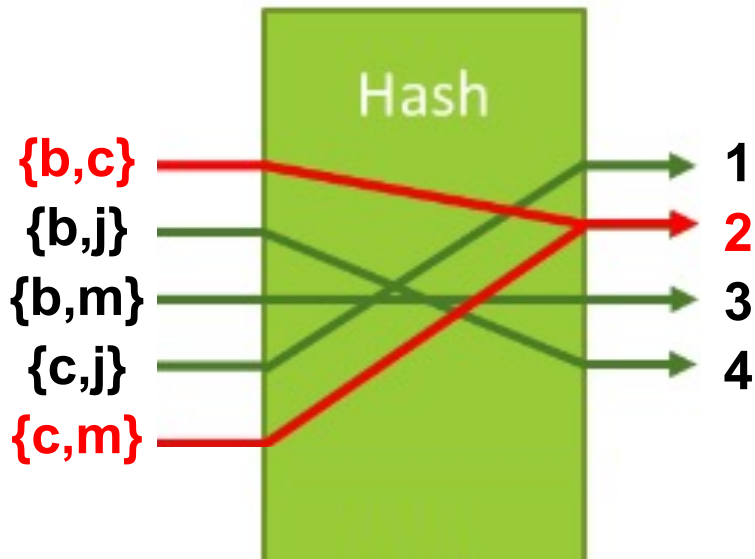
- **Pass 1 of PCY:** In addition to item counts, maintain a hash table with as many **buckets** as fit in memory

Note:
Bucket ≠ Basket

- Keep a **count** for each bucket into which **pairs** of items are **hashed**
 - **For each bucket just keep the count, not the actual pairs that hash to the bucket!**

Hash Functions

- A **hash function** maps items to buckets
- **Collisions**
 - # buckets < # possible pairs
 - A **collision** occurs when h maps multiple items to the same bucket



Bucket 1 contains counts for {c,j} only, but bucket 2 contains counts for **both** {b,c} and {c,m}

Frequent pair \longrightarrow Frequent bucket

Not frequent bucket \longrightarrow Not frequent pair(s)

Frequent bucket $\times \longrightarrow$ Frequent pair(s)

PCY Algorithm – First Pass

```
FOR (each basket) :  
  FOR (each item in the basket) :  
    add 1 to item's count;  
  FOR (each pair of items) :  
    hash the pair to a bucket;  
    add 1 to the count for that bucket;
```

New
in
PCY

■ Few things to note:

- Pairs of items need to be generated from the input file; they are not present in the file
- We are not just interested in the presence of a pair, but we need to see whether it is present at least s (support) times

Observations about Buckets

- **Observation:** If a bucket contains a **frequent pair**, then the bucket is surely **frequent**
- However, even without any frequent pair, a bucket can still be frequent 😞
 - So, we cannot use the hash to eliminate any member (pair) of a “frequent” bucket
- **But, for a bucket with total count less than s , none of its pairs can be frequent** 😊
 - Pairs that hash to this bucket can be eliminated as candidates (even if the pair consists of 2 frequent items)
- **Pass 2:**
Only count pairs that hash to frequent buckets

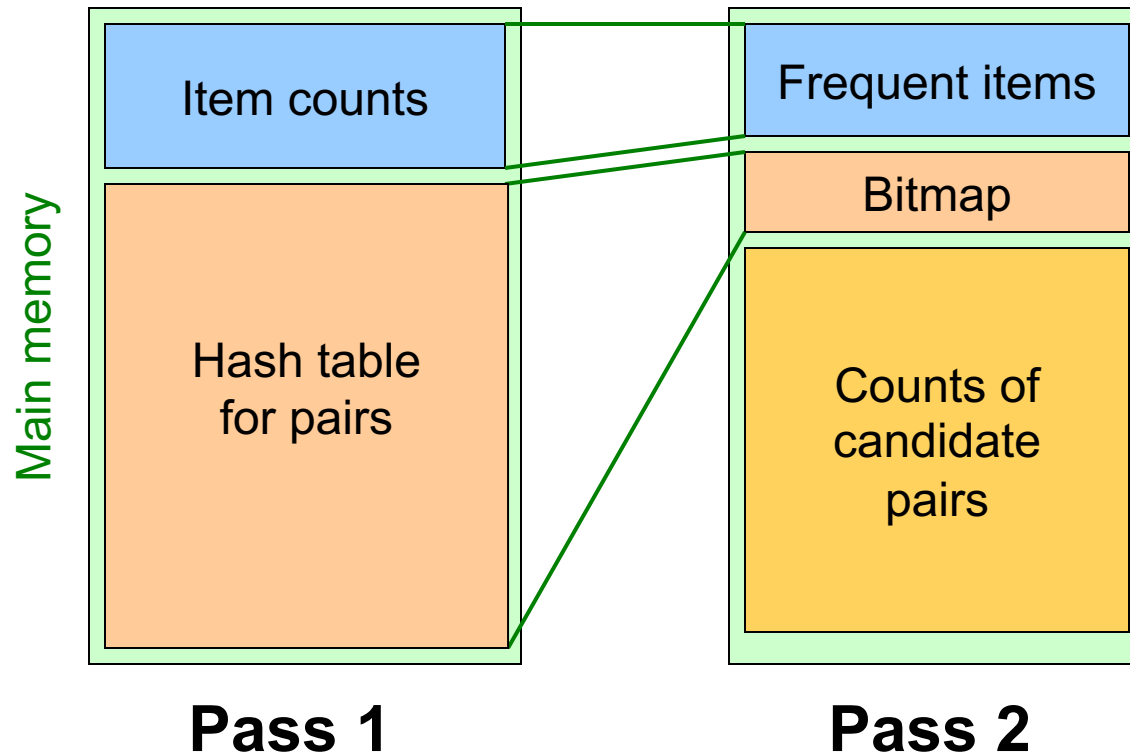
PCY Algorithm – Between Passes

- **Replace the buckets by a bit-vector:**
 - **1** means the bucket count exceeded the support s (call it a **frequent bucket**); **0** means it did not
- **4-byte integer counts are replaced by bits, so the bit-vector requires 1/32 of memory**
- Also, decide which items are frequent and list them for the second pass

PCY Algorithm – Pass 2

- Count all pairs $\{i, j\}$ that meet the conditions for being a **candidate pair**:
 1. **A-priori**: Both i and j are frequent items
 2. **PCY**: The pair $\{i, j\}$ hashes to a bucket whose bit in the bit vector is **1** (i.e., a **frequent bucket**)
- **Both conditions are necessary for the pair to have a chance of being frequent**

Main-Memory: Picture of PCY



More Extensions to A-Priori

- The MMDS book covers several other extensions beyond the PCY idea: “**Multistage**” and “**Multihash**”
- For reading on your own, Sect. 6.4 of MMDS
- **Recommended video** (starting about 10:10):
<https://www.youtube.com/watch?v=AGAkNiQnbjY>

Frequent Itemsets in ≤ 2 Passes

- Simple Algorithm
- Savasere-Omiecinski- Navathe (SON) Algorithm
- Toivonen's Algorithm

Frequent Itemsets in ≤ 2 Passes

- A-Priori, PCY, etc., take k passes to find frequent itemsets of size k
- **Can we use fewer passes?**
- **Use 2 or fewer passes for all sizes, but may miss some frequent itemsets**
 - Random sampling
 - **Do not sneer**; “random sample” is often a cure for the problem of having too large a dataset.
 - SON (Savasere, Omiecinski, and Navathe)
 - Toivonen

Random Sampling (1)

- **Take a random sample of the market baskets**
- **Run a-priori or one of its improvements like PCY in main memory**
 - So we don't pay for disk I/O each time we increase the size of itemsets
 - Reduce support threshold proportionally to match the sample size
 - **Example:** if your sample is 1/100 of the baskets, use $s/100$ as your support threshold instead of s .

Main memory

Copy of sample baskets

Space for counts

Random Sampling (2)

- **To avoid false positives:** Optionally, verify that the candidate pairs are truly frequent in the entire data set by a second pass
- **But you don't catch sets frequent in the whole but not in the sample (false negative)**
 - Smaller threshold, e.g., $s/125$, helps catch more truly frequent itemsets ($s/125 < s/100$)
 - But requires more space

SON Algorithm – (1)

- **SON Algorithm:** Repeatedly read small subsets of the baskets into main memory and run an in-memory algorithm to find all frequent itemsets
 - **Note:** we are not sampling, but processing the entire file in memory-sized chunks
- An itemset becomes a **candidate** if it is found to be frequent in *any* one or more subsets of the baskets.

SON Algorithm – (2)

- On a **second pass**, count all the candidate itemsets and determine which are frequent in the entire set
- **Key “monotonicity” idea:** An itemset cannot be frequent in the entire set of baskets unless it is frequent in at least one subset

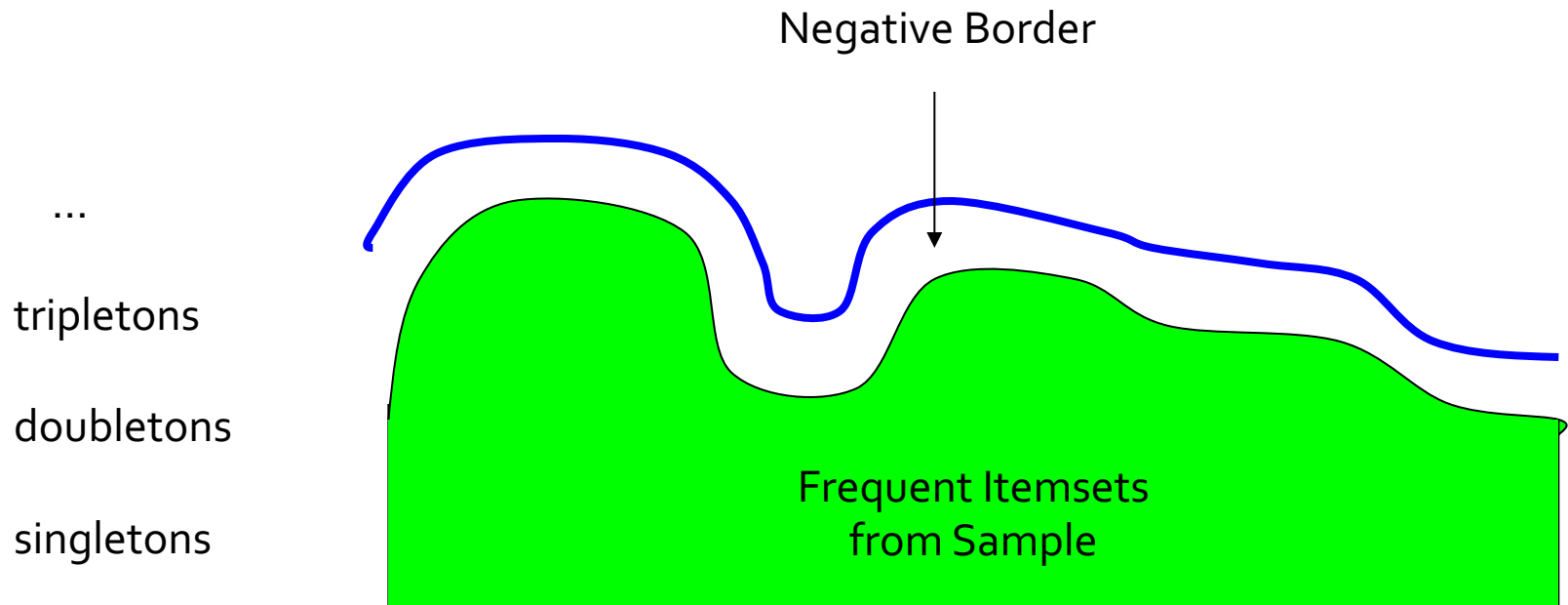
Toivonen's Algorithm: Intro

Pass 1:

- **Start with a random sample, but lower the threshold slightly for the sample:**
 - **Example:** if the sample is 1% of the baskets, use $s/125$ as the support threshold rather than $s/100$
- Find frequent itemsets in the sample
- Add to the itemsets that are frequent in the sample the **negative border** of these itemsets:
 - **Negative border:** An itemset is in the negative border if it is **not** frequent in the sample, but *all* its immediate subsets are
 - **Immediate subset** = “delete exactly one element”

Example: Negative Border

- $\{A,B,C,D\}$ is in the negative border if and only if:
 1. It is not frequent in the sample, but
 2. All of $\{A,B,C\}$, $\{B,C,D\}$, $\{A,C,D\}$, and $\{A,B,D\}$ are.



Toivonen's Algorithm

■ Pass 1:

- Start with the random sample, but lower the threshold slightly for the subset
- Add to the itemsets that are frequent in the sample the **negative border** of these itemsets

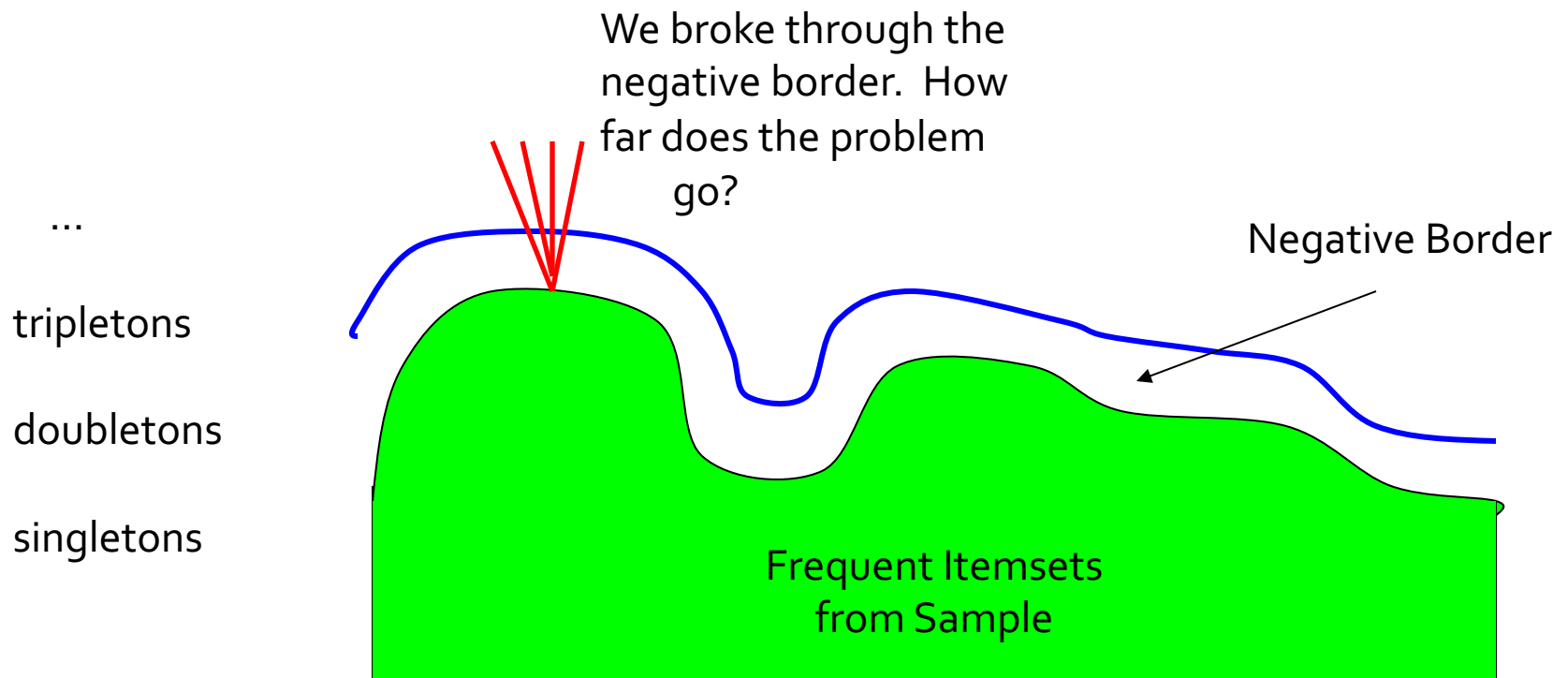
■ Pass 2:

- Count all **candidate frequent itemsets from the first pass**, and also count sets in their **negative border**

■ Key: If no itemset from the negative border turns out to be frequent, then we found *all* the frequent itemsets.

- What if we find that something in the negative border is frequent?
 - We must start over again with another sample!
 - Try to choose the support threshold so the probability of failure is low, while the number of itemsets checked on the second pass fits in main-memory.

If Something in the Negative Border Is Frequent . . .



Summary

- Frequent Itemset Mining
- Association Rules

- A Priori Algorithm: Dynamic Programming
- PCY: Improvement using Hashing

- Announcements:
 - Make use of our recitation sessions
 - HW1 posted today – start early
 - Ed – Search for Teammates!