

Image Processing

Reading

Course Reader:

Jain et. Al. *Machine Vision*

Chapter 4 and 5

Definitions



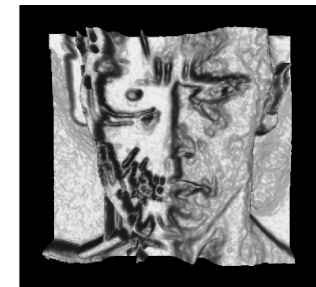
- Many graphics techniques that operate only on images
- **Image processing:** operations that take images as input, produce images as output
- In its most general form, an **image** is a function f from \mathbb{R}^2 to \mathbb{R}
 - $f(x, y)$ gives the intensity of a channel at position (x, y) defined over a rectangle, with a finite range:

$$f: [a,b] \times [c,d] \rightarrow [0,1]$$

- A color image is just three functions pasted together:

$$f(x, y) = (f_r(x, y), f_g(x, y), f_b(x, y))$$

Images as Functions



What is a digital image?

- In computer graphics, we usually operate on **digital (discrete)** images:
 - **Sample** the space on a regular grid
 - **Quantize** each sample (round to nearest integer)
- If our samples are d apart, we can write this as:

$$f'[i, j] = \text{Quantize}(f(i \cdot d, j \cdot d))$$

Sampled digital image






Image processing

- An **image processing** operation typically defines a new image g in terms of an existing image f .
- The simplest operations are those that transform each pixel in isolation. These pixel-to-pixel operations can be written:

$$g(x, y) = t(f(x, y))$$

- Example: threshold, RGB \rightarrow grayscale

Pixel Movement

- Some operations preserve intensities, but move pixels around in the image

$$g(x, y) = f(u(x, y), v(x, y))$$

- Examples: many amusing warps of images

Multiple input images

- Some operations define a new image g in terms of n existing images (f_1, f_2, \dots, f_n) , where n is greater than 1
- Example: cross-dissolve between 2 input images

Noise

- Common types of noise:
 - **Salt and pepper noise:** contains random occurrences of black and white pixels
 - **Impulse noise:** contains random occurrences of white pixels
 - **Gaussian noise:** variations in intensity drawn from a Gaussian normal distribution

Noise Examples



Original



Salt and pepper noise



Impulse noise



Gaussian noise

Ideal noise reduction



Ideal noise reduction



Practical noise reduction

- How can we “smooth” away noise in a single image?

0	0	0	0	0	0	0	0	0	0
0	0	0	0	0	0	0	0	0	0
0	0	0	100	130	110	120	110	0	0
0	0	0	110	90	100	90	100	0	0
0	0	0	130	100	90	130	110	0	0
0	0	0	120	100	130	110	120	0	0
0	0	0	90	110	80	120	100	0	0
0	0	0	0	0	0	0	0	0	0
0	0	0	0	0	0	0	0	0	0
0	0	0	0	0	0	0	0	0	0

Cross-correlation filtering

- Let’s write this down as an equation. Assume the averaging window is $(2k+1) \times (2k+1)$:

$$G[i, j] = \frac{1}{(2k + 1)^2} \sum_{u=-k}^k \sum_{v=-k}^k F[i + u, j + v]$$

- We can generalize this idea by allowing different weights for different neighboring pixels:

$$G[i, j] = \sum_{u=-k}^k \sum_{v=-k}^k H[u, v] F[i + u, j + v]$$

- This is called a **cross-correlation** operation and written:

$$G = H \otimes F$$

- H is called the “filter,” “kernel,” or “mask.”
- The above allows negative filter indices. When you implement need to use: $H[u+k, v+k]$ instead of $H[u, v]$

Mean kernel

- What’s the kernel for a 3x3 mean filter?


0	0	0	0	0	0	0	0	0	0
0	0	0	0	0	0	0	0	0	0
0	0	0	90	90	90	90	90	0	0
0	0	0	90	90	90	90	90	0	0
0	0	0	90	90	90	90	90	0	0
0	0	0	90	0	90	90	90	0	0
0	0	0	90	90	90	90	90	0	0
0	0	0	0	0	0	0	0	0	0
0	0	90	0	0	0	0	0	0	0
0	0	0	0	0	0	0	0	0	0

1/9	1/9	1/9
1/9	1/9	1/9
1/9	1/9	1/9

$H[u, v]$

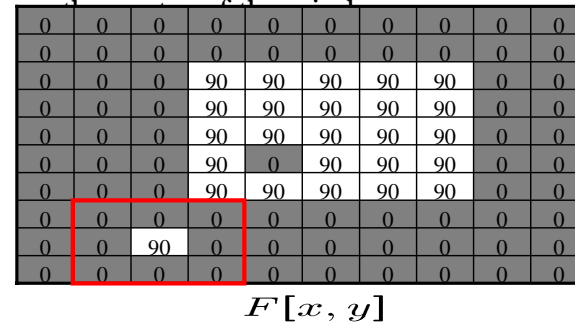
$F[x, y]$

Mean Filters

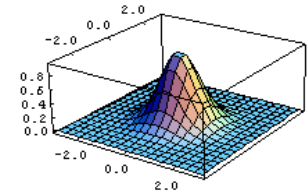


Gaussian Filtering

- A Gaussian kernel gives less weight to pixels further from the center of convolution.



$$\frac{1}{16} \begin{bmatrix} 1 & 2 & 1 \\ 2 & 4 & 2 \\ 1 & 2 & 1 \end{bmatrix} H[u, v]$$



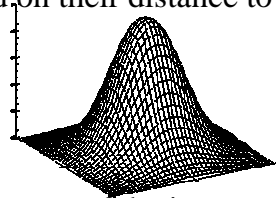
- This kernel is an approximation of a Gaussian function:

$$h(u, v) = \frac{1}{2\pi\sigma^2} e^{-\frac{u^2+v^2}{2\sigma^2}}$$

Gaussian Filters

- Gaussian filters weigh pixels based on their distance to the location of convolution.

$$h[i, j] = e^{-\frac{(i^2+j^2)}{2\sigma^2}}$$



- Blurring noise while preserving features of the image
- Smoothing the same in all directions
- More significance to neighboring pixels
- Width parameterized by σ
- Gaussian functions are separable
- Convoluting with multiple Gaussian filters results in a single Gaussian filter


Convolution

- A **convolution** operation is a cross-correlation where the filter is flipped both horizontally and vertically before being applied to the image:


$$G[i, j] = \sum_{u=-k}^k \sum_{v=-k}^k H[u, v] F[i - u, j - v]$$

- It is written: $G = H \star F$
- Suppose H is a Gaussian or mean kernel. How does convolution differ from cross-correlation?

Gaussian Filters




Mean vs. Gaussian filtering




Median Filters

- A **Median Filter** operates over a $k \times k$ region by selecting the median intensity in the region.
- What advantage does a median filter have over a mean filter?
- Is a median filter a kind of convolution?

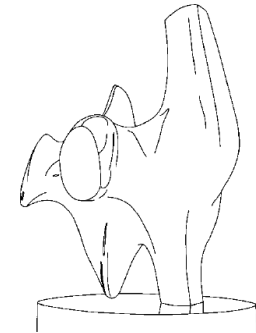
Median Filters





Edge detection

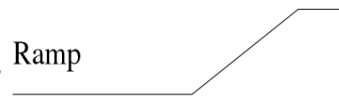
- One of the most important uses of image processing is **edge detection**:
 - Really easy for humans
 - Really difficult for computers
 - Fundamental in computer vision
 - Important in many graphics applications



- How to tell if a pixel is on an edge?

Edge Detection

- One of the most important uses of image processing is **edge detection**
 - Really easy for humans
 - Really difficult for computers
 - Fundamental in computer vision
 - Important in many graphics applications
- What defines an edge?



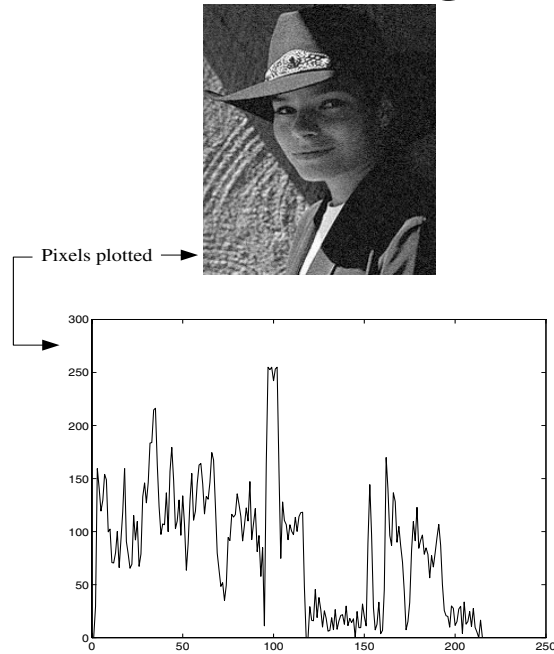
Gradient

- The **gradient** is the 2D equivalent of the derivative:

$$\nabla f(x, y) = \left(\frac{\partial f}{\partial x}, \frac{\partial f}{\partial y} \right)$$

- Properties of the gradient
 - It's a vector
 - Points in the direction of maximum increase of f
 - Magnitude is rate of increase
- How can we approximate the gradient in a discrete image?

Less than ideal edges



Edge Detection Algorithms

- Edge detection algorithms typically proceed in three or four steps:
 - Filtering: cut down on noise
 - Enhancement: amplify the difference between edges and non-edges
 - Detection: use a threshold operation
 - Localization (optional): estimate geometry of edges beyond pixels

Edge Enhancement

- A popular gradient magnitude computation is the **Sobel operator**:

$$s_x = \begin{bmatrix} -1 & 0 & 1 \\ -2 & 0 & 2 \\ -1 & 0 & 1 \end{bmatrix}$$

$$s_y = \begin{bmatrix} 1 & 2 & 1 \\ 0 & 0 & 0 \\ -1 & -2 & -1 \end{bmatrix}$$

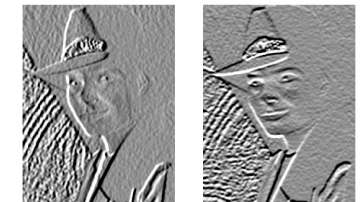
- We can then compute the magnitude of the vector (s_x, s_y)

Sobel Operator



Original

Smoothed



Sx + 128

Sy + 128

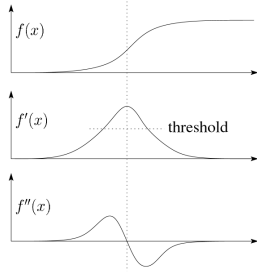


Magnitude

Threshold = 64

Threshold = 128

Second derivative operators



- The Sobel operator can produce thick edges. Ideally, we're looking for infinitely thin boundaries.
- An alternative approach is to look for local extrema in the first derivative: places where the change in the gradient is highest.
- **Q:** A peak in the first derivative corresponds to what in the second derivative?

Localization with the Laplacian

- An equivalent measure of the second derivative in 2D is the **Laplacian**:

$$\nabla^2 f(x, y) = \frac{\partial^2 f}{\partial x^2} + \frac{\partial^2 f}{\partial y^2}$$

- Using the same arguments we used to compute the gradient filters, we can derive a Laplacian filter to be:

$$\Delta^2 = \begin{bmatrix} 0 & 1 & 0 \\ 1 & -4 & 1 \\ 0 & 1 & 0 \end{bmatrix}$$

- Zero crossings of this filter correspond to positions of maximum gradient. These zero crossings can be used to localize edges.

Laplacian alternatives

0	1	0
1	-4	1
0	1	0

1	1	1
1	-8	1
1	1	1

-1	2	-1
2	-4	2
-1	2	-1

Localization with the Laplacian



Original



Smoothed



Laplacian (+128)

Sharpening with the Laplacian



Original



Laplacian (+128)

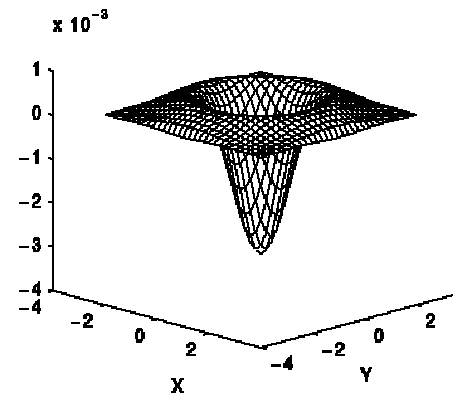


Original + Laplacian



Original - Laplacian

Laplacian of Gaussian



0	0	9	2	2	2	9	0	0
0	2	9	5	5	5	9	2	0
9	9	5	9	0	9	5	9	9
2	5	9	-12	-29	-12	9	5	2
2	5	0	-29	-40	-29	0	5	2
2	5	9	-12	-29	-12	9	5	2
9	9	5	9	0	9	5	9	9
0	2	9	5	5	5	9	2	0
0	0	9	2	2	2	9	0	0

Summary

- Formal definitions of image and image processing
- Kinds of image processing: pixel-to-pixel, pixel movement, convolution, others
- Types of noise and strategies for noise reduction
- Definition of convolution and how discrete convolution works
- The effects of mean, median and Gaussian filtering
- How edge detection is done
- Gradients and discrete approximations