

CSE P 501 – Compilers

LL and Recursive-Descent Parsing

Hal Perkins
Autumn 2005

10/25/2005

© 2002-05 Hal Perkins & UW CSE

F-1

Agenda

- Top-Down Parsing
- Predictive Parsers
- LL(k) Grammars
- Recursive Descent
 - Grammar Hacking
 - Left recursion removal
 - Factoring

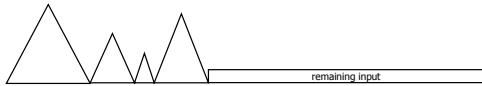
10/25/2005

© 2002-05 Hal Perkins & UW CSE

F-2

Basic Parsing Strategies (1)

- Bottom-up
 - Build up tree from leaves
 - Shift next input or reduce a handle
 - Accept when all input read and reduced to start symbol of the grammar
 - LR(k) and subsets (SLR(k), LALR(k), ...)



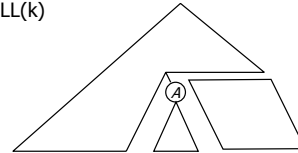
10/25/2005

© 2002-05 Hal Perkins & UW CSE

F-3

Basic Parsing Strategies (2)

- Top-Down
 - Begin at root with start symbol of grammar
 - Repeatedly pick a non-terminal and expand
 - Success when expanded tree matches input
 - LL(k)



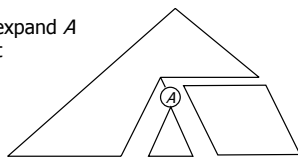
10/25/2005

© 2002-05 Hal Perkins & UW CSE

F-4

Top-Down Parsing

- Situation: have completed part of a derivation
 $S \Rightarrow^* wA\alpha \Rightarrow^* wxy$
- Basic Step: Pick some production
 $A ::= \beta_1 \beta_2 \dots \beta_n$
that will properly expand A
to match the input
 - Want this to be deterministic



10/25/2005

© 2002-05 Hal Perkins & UW CSE

F-5

Predictive Parsing

- If we are located at some non-terminal A , and there are two or more possible productions
 $A ::= \alpha$
 $A ::= \beta$
we want to make the correct choice by looking at just the next input symbol
- If we can do this, we can build a *predictive parser* that can perform a top-down parse without backtracking

10/25/2005

© 2002-05 Hal Perkins & UW CSE

F-6

Example

- Programming language grammars are often suitable for predictive parsing
- Typical example

```
stmt ::= id = exp ; | return exp ;
      | if ( exp ) stmt | while ( exp ) stmt
```

If the first part of the unparsed input begins with the tokens
IF LPAREN ID(x) ...
we should expand *stmt* to an if-statement

10/25/2005

© 2002-05 Hal Perkins & UW CSE

F-7

LL(k) Property

- A grammar has the LL(1) property if, for all non-terminals A , if productions $A ::= \alpha$ and $A ::= \beta$ both appear in the grammar, then it is the case that $\text{FIRST}(\alpha) \cap \text{FIRST}(\beta) = \emptyset$
- If a grammar has the LL(1) property, we can build a predictive parser for it that uses 1-symbol lookahead

10/25/2005

© 2002-05 Hal Perkins & UW CSE

F-8

LL(k) Parsers

- An LL(k) parser
 - Scans the input Left to right
 - Constructs a Leftmost derivation
 - Looking ahead at most k symbols
- 1-symbol lookahead is enough for many practical programming language grammars
 - LL(k) for $k > 1$ is very rare in practice

10/25/2005

© 2002-05 Hal Perkins & UW CSE

F-9

Table-Driven LL(k) Parsers

- As with LR(k), a table-driven parser can be constructed from the grammar
- Example
 1. $S ::= (S) S$
 2. $S ::= [S] S$
 3. $S ::= \epsilon$
- Table

	()	[]	\$
S	1	3	2	3	3

10/25/2005

© 2002-05 Hal Perkins & UW CSE

F-10

LL vs LR (1)

- Table-driven parsers for both LL and LR can be automatically generated by tools
- LL(1) has to make a decision based on a single non-terminal and the next input symbol
- LR(1) can base the decision on the entire left context as well as the next input symbol

10/25/2005

© 2002-05 Hal Perkins & UW CSE

F-11

LL vs LR (2)

- \therefore LR(1) is more powerful than LL(1)
 - Includes a larger set of grammars
- \therefore (editorial opinion) If you're going to use a tool-generated parser, might as well use LR
 - But there are some very good LL parser tools out there (ANTLR, JavaCC, ...)

10/25/2005

© 2002-05 Hal Perkins & UW CSE

F-12

Recursive-Descent Parsers

- An advantage of top-down parsing is that it is easy to implement by hand
- Key idea: write a function (procedure, method) corresponding to each non-terminal in the grammar
 - Each of these functions is responsible for matching its non-terminal with the next part of the input

10/25/2005

© 2002-05 Hal Perkins & UW CSE

F-13

Example: Statements

- Grammar

```
stmt ::= id = exp ;
      | return exp ;
      | if ( exp ) stmt
      | while ( exp ) stmt
```
- Method for this grammar rule

```
// parse stmt ::= id=exp; | ...
void stmt() {
    switch(nextToken) {
        RETURN: returnStmt(); break;
        IF: ifStmt(); break;
        WHILE: whileStmt(); break;
        ID: assignStmt(); break;
    }
}
```

10/25/2005

© 2002-05 Hal Perkins & UW CSE

F-14

Example (cont)

```
// parse while (exp) stmt
void whileStmt() {
    // skip "while ("
    getNextToken();
    getNextToken();

    // parse condition
    exp();

    // skip ")"
    getNextToken();

    // parse stmt
    stmt();
}

// parse return exp ;
void returnStmt() {
    // skip "return"
    getNextToken();

    // parse expression
    exp();

    // skip ";"
    getNextToken();
}
```

10/25/2005

© 2002-05 Hal Perkins & UW CSE

F-15

Invariant for Functions

- The parser functions need to agree on where they are in the input
- Useful invariant: When a parser function is called, the current token (next unprocessed piece of the input) is the token that begins the expanded non-terminal being parsed
 - Corollary: when a parser function is done, it must have completely consumed input correspond to that non-terminal

10/25/2005

© 2002-05 Hal Perkins & UW CSE

F-16

Possible Problems

- Two common problems for recursive-descent (and LL(1)) parsers
 - Left recursion (e.g., $E ::= E + T \mid \dots$)
 - Common prefixes on the right hand side of productions

10/25/2005

© 2002-05 Hal Perkins & UW CSE

F-17

Left Recursion Problem

- Grammar rule

```
expr ::= expr + term
      | term
```
- Code

```
// parse expr ::= ...
void expr() {
    expr();
    if (current token is PLUS) {
        getNextToken();
        term();
    }
}
```
- And the bug is????

10/25/2005

© 2002-05 Hal Perkins & UW CSE

F-18

Left Recursion Problem

- If we code up a left-recursive rule as-is, we get an infinite recursion
- Non-solution: replace with a right-recursive rule
 - $expr ::= term + expr \mid term$
 - Why isn't this the right thing to do?

10/25/2005

© 2002-05 Hal Perkins & UW CSE

F-19

Left Recursion Solution

- Rewrite using right recursion and a new non-terminal
- Original: $expr ::= expr + term \mid term$
- New
 - $expr ::= term \text{ exprtail}$
 - $\text{exprtail} ::= + term \text{ exprtail} \mid \epsilon$
- Properties
 - No infinite recursion if coded up directly
 - Maintains left associativity (required)

10/25/2005

© 2002-05 Hal Perkins & UW CSE

F-20

Another Way to Look at This

- Observe that
 - $expr ::= expr + term \mid term$generates the sequence
 - $term + term + term + \dots + term$
- We can sugar the original rule to show this
 - $expr ::= term \{ + term \}^*$
- This leads directly to parser code

10/25/2005

© 2002-05 Hal Perkins & UW CSE

F-21

Code for Expressions (1)

```
// parse // parse
// expr ::= term { + term }* // term ::= factor { * factor }*
void expr() { void term() {
  term(); factor();
  while (next symbol is PLUS) { while (next symbol is TIMES) {
    getNextToken(); getNextToken();
    term(); factor();
  } }
}
```

10/25/2005

© 2002-05 Hal Perkins & UW CSE

F-22

Code for Expressions (2)

```
// parse
// factor ::= int | id | ( expr )
void factor() {
  switch(nextToken) {
    case INT:
      process int constant;
      getNextToken();
      break;
    ...
    case ID:
      process identifier;
      getNextToken();
      break;
    case LPAREN:
      getNextToken();
      expr();
      getNextToken();
  }
}
```

10/25/2005

© 2002-05 Hal Perkins & UW CSE

F-23

What About Indirect Left Recursion?

- A grammar might have a derivation that leads to a left recursion
 - $A \Rightarrow \beta_1 \Rightarrow^* \beta_n \Rightarrow A\gamma$
- There are systematic ways to factor such grammars
 - See the book

10/25/2005

© 2002-05 Hal Perkins & UW CSE

F-24

Left Factoring

- If two rules for a non-terminal have right hand sides that begin with the same symbol, we can't predict which one to use
- Solution: Factor the common prefix into a separate production

10/25/2005

© 2002-05 Hal Perkins & UW CSE

F-25

Left Factoring Example

- Original grammar
 $ifStmt ::= if (expr) stmt$
 $\quad | if (expr) stmt else stmt$
- Factored grammar
 $ifStmt ::= if (expr) stmt ifTail$
 $ifTail ::= else stmt | \epsilon$

10/25/2005

© 2002-05 Hal Perkins & UW CSE

F-26

Parsing if Statements

- But it's easiest to just code up the "else matches closest if" rule directly

```
// parse
// if (expr) stmt [ else stmt ]
void ifStmt() {
    getNextToken();
    getNextToken();
    expr();
    getNextToken();
    stmt();
    if (next symbol is ELSE) {
        getNextToken();
        stmt();
    }
}
```

10/25/2005

© 2002-05 Hal Perkins & UW CSE

F-27

Another Lookahead Problem

- In languages like FORTRAN, parentheses are used for array subscripts
- A FORTRAN grammar includes something like
 $factor ::= id (subscripts) | id (arguments) | \dots$
- When the parser sees "*id*", how can it decide whether this begins an array element reference or a function call?

10/25/2005

© 2002-05 Hal Perkins & UW CSE

F-28

Two Ways to Handle *id* (?)

- Use the type of *id* to decide
 - Requires declare-before-use restriction if we want to parse in 1 pass
- Use a covering grammar
 $factor ::= id (commaSeparatedList) | \dots$
and fix later when more information is available

10/25/2005

© 2002-05 Hal Perkins & UW CSE

F-29

Top-Down Parsing Concluded

- Works with a smaller set of grammars than bottom-up, but can be done for most sensible programming language constructs
- If you need to write a quick-n-dirty parser, recursive descent is often the method of choice

10/25/2005

© 2002-05 Hal Perkins & UW CSE

F-30



Parsing Concluded

- That's it!
- On to the rest of the compiler
- Coming attractions
 - Intermediate representations (ASTs etc.)
 - Semantic analysis (including type checking)
 - Symbol tables
 - & more...

10/25/2005

© 2002-05 Hal Perkins & UW CSE

F-31