

DATA516/CSED516


Scalable Data Systems and Algorithms

Lecture 1

Relational Model, SQL

Course Staff

- Instructor: Dan Suciu
suciu@cs.washington.edu
- TA: Dong He
donghe@cs.washington.edu
- TA: Kexuan Liu
kx31@cs.washington.edu



COVID-19 UW Policy

- UW **requires everyone to wear a mask** in the classroom.
- The instructor may temporarily remove their face coverings when formally instructing

Course Aims

- Study design of big data systems
 - Historical perspective
 - Sample of modern systems
 - Breadth of designs (relational, streaming, graph, etc.)
- Study key scalable data processing algorithms
- Gain hands-on experience with big data systems

Course Content

- Query processing: single-server, distributed
- MapReduce, successors
- Misc: streaming, column stores, graph engines
- See the calendar on the course website

Course Format

- 5pm-7:50pm: Lectures
- 8pm-8:50pm: Section
 - Bring your laptop!
- Office hours: by zoom only

See the course website

Grading

- 15%: Reading assigned papers
- 60%: Homework assignments
- 25%: Final project
- Class participation
 - I reserve the right to add/subtract points

Homeworks

- HW1: Amazon Redshift
- HW2: Spark/AWS
- HW3: Snowflake
- HW4: mini-homeworks – stay tuned

Save free credits for the project!

Project

Choose a topic:

- Don't worry about novelty
- Recommended: Benchmark projects
- Other ideas are welcome too
- I posted a few ideas, but you are encouraged to come up with your own

[See the course website](#)

Communication

- **Course webpage:** all important stuff
<https://courses.cs.washington.edu/courses/csed516/21au/>
- Discussion Board: ED. Say “hello”!
- Class email: only for important announcements

How to Turn In

Homework and project:

- <https://gitlab.cs.washington.edu/>

Reviews

- Google forms

See the course website

Now onward to the world of databases!

Quick Review

- Database = a collection of files
 - Examples: products database; movies database
- Database management system (DBMS) = a piece of software to help manage that data
 - Examples: Postgres, Oracle, sqlite

DBMS Functionality

- DBMS does many things:
 - Complex queries, updates, concurrency, recovery, access control, integrity checks, data distribution, etc, etc
- Some DBMS are more specialized for some tasks than others

DBMS Architectures and Workloads

Single Client

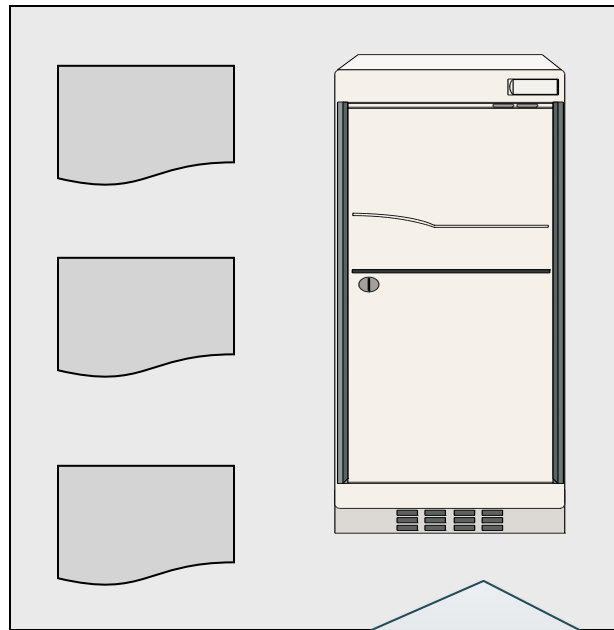
E.g. data analytics



Application and database
on the same computer
E.g. sqlite, postgres

Two-tier Architecture Client-Server

E.g. accounting, banking, ...



Database server
E.g. postgres, Oracle, DB2,...

Connection:
ODBC, JDBC



Applications:
Java, python

Three-tier Architecture

E.g. Web commerce

Application server
E.g. java,python,
ruby-on-rails

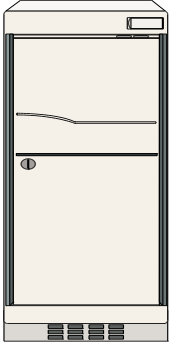
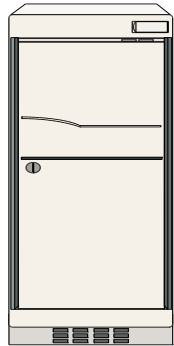
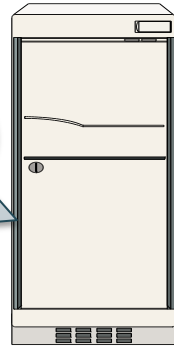
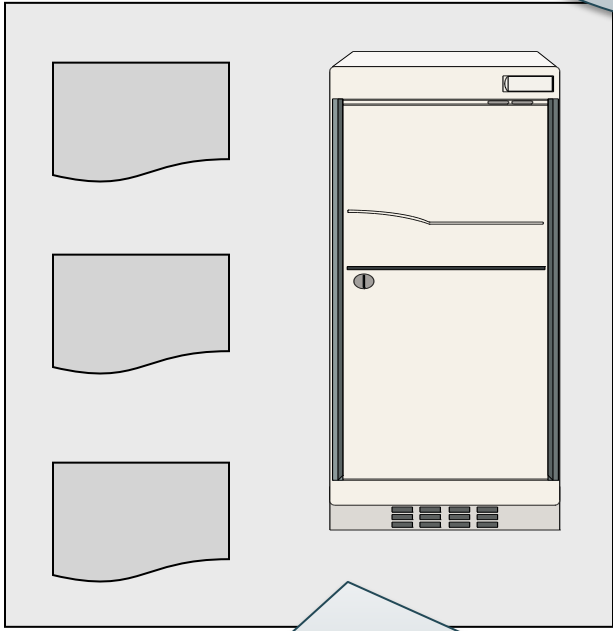
connection
(ODBC, JDBC)

http

browser

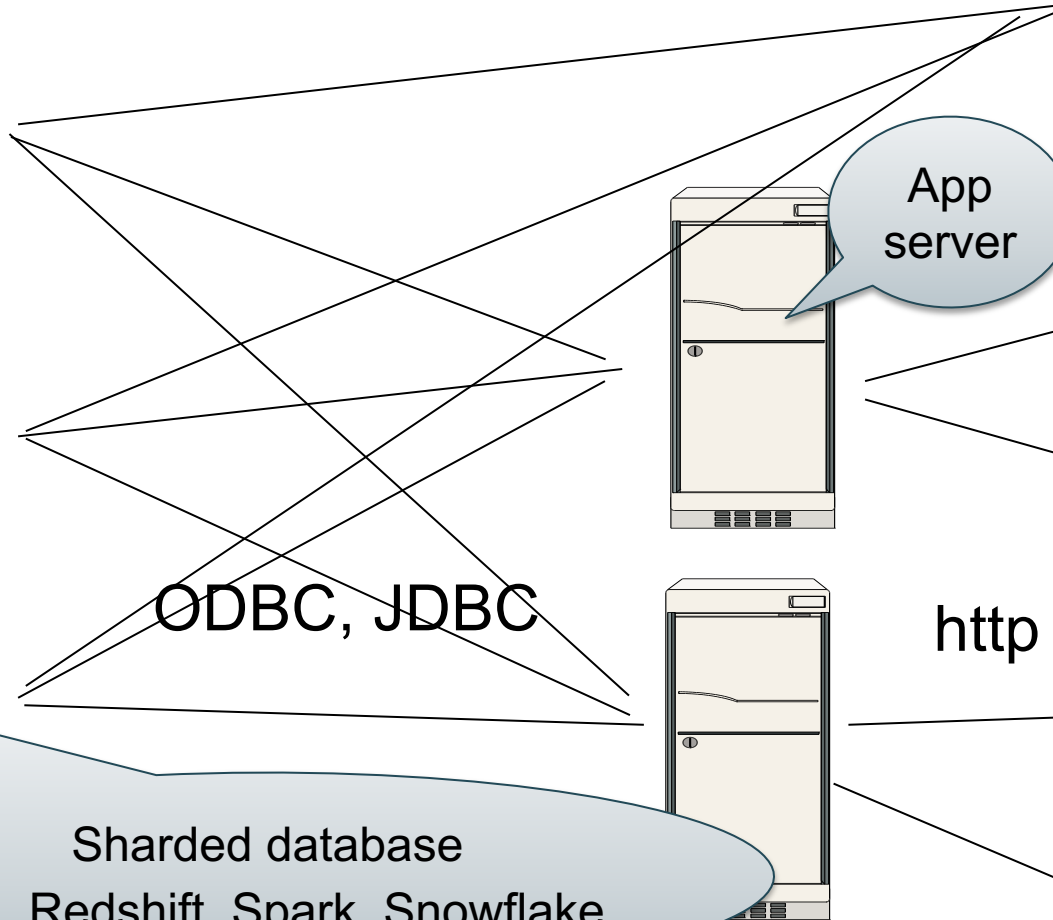
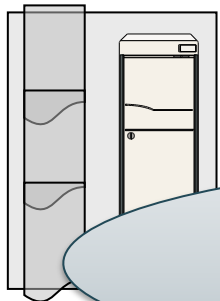
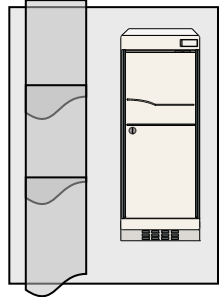
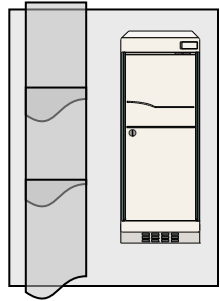
Database server

E.g. postgres, Oracle, DB2,...



Cloud Databases

E.g. large-scale analytics or...



Sharded database
E.g. Redshift, Spark, Snowflake

...social networks

Workloads

- OLTP – online transaction processing
 - Not interesting for data science
- OLAP – online analytics processing, a.k.a. Decision Support
 - Critical for scalable data science

Relational Data Model

Relational Data Model

Modeling the data: **schema** + **data**

- Database = collection of relations
- Relation (a.k.a. table) = a set of tuples
- A Tuple (row, record) = (v_1, \dots, v_n)

Modeling the query:

- Set-at-a-time, relational query language

Schema

- **Relation schema**: describes column heads
 - Relation name
 - Name of each field (or column, or attribute)
 - Domain of each field
 - The *arity* of the relation = # attributes
- **Database schema**: set of all relation schemas

Instance

- **Relation instance**: concrete table content
 - Set of records matching the schema
 - The *cardinality* or *size* of the relation = # tuples
- **Database instance**: set of relation instances

What is the schema?
What is the instance?

Supplier

sno	sname	scity	sstate
1005	ACME	Seattle	WA
1006	Freddie	Austin	TX
1007	Joe's	Seattle	WA
1008	ACME	Austin	TX

What is the schema?

What is the instance?

Schema

Supplier(sno: integer, sname: string, scity: string, sstate: string)

Supplier

sno	sname	scity	sstate
1005	ACME	Seattle	WA
1006	Freddie	Austin	TX
1007	Joe's	Seattle	WA
1008	ACME	Austin	TX



instance

What is the schema?

What is the instance?

Schema

Supplier(sno: integer, sname: string, scity: string, sstate: string)

Supplier

sno	sname	scity	sstate
1005	ACME	Seattle	WA
1006	Freddie	Austin	TX
1007	Joe's	Seattle	WA
1008	ACME	Austin	TX

instance

In class: discuss keys, foreign keys, FD

Discussion

- **Rows** in a relation:

- Ordering immaterial (a relation is a set)
- All rows are distinct – **set semantics**
- Query answers may have duplicates – **bag semantics**



Data independence!

Discussion

- **Rows** in a relation:
 - Ordering immaterial (a relation is a set)
 - All rows are distinct – **set semantics**
 - Query answers may have duplicates – **bag semantics**
- **Columns** in a tuple:
 - Ordering is immaterial
 - Applications refer to columns by their names

Data independence!

Or is it?

Discussion

- **Rows** in a relation:
 - Ordering immaterial (a relation is a set)
 - All rows are distinct – **set semantics**
 - Query answers may have duplicates – **bag semantics**
- **Columns** in a tuple:
 - Ordering is immaterial
 - Applications refer to columns by their names
- **Each Domain** = a primitive type; no nesting!

Data independence!

Or is it?

Relational Query Language

- **Set-at-a-time:**
 - Inputs and outputs are relations
 - Contrast with python/Julia/java/etc: **tuple-at-a-time**
- **Examples:**
 - SQL, Relational Algebra, datalog, various graph query languages (Sparql, TigerGraph)

SQL


SQL

- Standard query language
- Introduced late 70's, now it ballooned
- We briefly review “core SQL” (whatever that means); study more on you own!
- Review: [A case against SQL](#)

Structured Query Language: SQL

- Data definition language: DDL

- CREATE TABLE ...,
CREATE VIEW ...,
ALTER TABLE...



Review
on your own

- Data manipulation language: DML

- SELECT-FROM-WHERE...,
INSERT...,
UPDATE...,
DELETE...



Our focus

SQL Query

SELECT	<attributes>
FROM	<one or more relations>
WHERE	<conditions>

Supplier(sno, sname, scity, sstate)

Supply(sno, pno, qty, price)

Part(pno, pname, psize, pcolor)

Quick Review of SQL

```
SELECT *  
FROM Part  
WHERE pcolor = 'red'
```

What do
these queries
compute?

Supplier(sno, sname, scity, sstate)

Supply(sno, pno, qty, price)

Part(pno, pname, psize, pcolor)

Quick Review of SQL

```
SELECT *  
FROM Part  
WHERE pcolor = 'red'
```

```
SELECT x.sno, x.name  
FROM Supplier x  
WHERE x.sstate = 'WA'
```

What do
these queries
compute?

Supplier(sno, sname, scity, sstate)

Supply(sno, pno, qty, price)

Part(pno, pname, psize, pcolor)

Quick Review of SQL

```
SELECT DISTINCT z.pno, z.pname, x.scity
FROM Supplier x, Supply y, Part z
WHERE x.sno = y.sno
      and y.pno = z.pno
      and x.sstate = 'WA'
      and y.price < 100
```

What does
this query
compute?

Supplier(sno, sname, scity, sstate)

Supply(sno, pno, qty, price)

Part(pno, pname, psize, pcolor)

Terminology

- **Selection/filter**: e.g. ... WHERE scity='Seattle'
- **Projection**: e.g. SELECT sname ...
- **Join**: e.g. ...FROM Supplier, Supply, Part ...

Supplier(sno, sname, scity, sstate)

Supply(sno, pno, qty, price)

Part(pno, pname, psize, pcolor)

Self-Joins

Find the Parts numbers available both from suppliers in Seattle, and suppliers in Portland

Supplier(sno, sname, scity, sstate)

Supply(sno, pno, qty, price)

Part(pno, pname, psize, pcolor)

Self-Joins

Find the Parts numbers available both from suppliers in Seattle, and suppliers in Portland

```
SELECT DISTINCT y.pno
FROM Supplier x, Supply y
WHERE x.scity = 'Seattle'
      and x.scity = 'Portland'
      and x.sno = y.sno
```

Supplier(sno, sname, scity, sstate)

Supply(sno, pno, qty, price)

Part(pno, pname, psize, pcolor)

Self-Joins

Find the Parts numbers available both from suppliers in Seattle, and suppliers in Portland

```
SELECT DISTINCT y.pno
FROM Supplier x, Supply y
WHERE x.scity = 'Seattle'
      and x.scity = 'Portland'
      and x.sno = y.sno
```

This doesn't work...
Why?

Supplier(sno, sname, scity, sstate)

Supply(sno, pno, qty, price)

Part(pno, pname, psize, pcolor)

Self-Joins

Find the Parts numbers available both from suppliers in Seattle, and suppliers in Portland

```
SELECT DISTINCT y.pno
FROM Supplier x, Supply y
WHERE (x.scity = 'Seattle'
      or x.scity = 'Portland')
      and x.sno = y.sno
```



Does this work?

Supplier(sno, sname, scity, sstate)

Supply(sno, pno, qty, price)

Part(pno, pname, psize, pcolor)

Self-Joins

Find the Parts numbers available both from suppliers in Seattle, and suppliers in Portland

```
SELECT DISTINCT y.pno
FROM Supplier x, Supply y
WHERE (x.scity = 'Seattle'
      or x.scity = 'Portland')
      and x.sno = y.sno
```

Does this work?

Nope!

Supplier(sno, sname, scity, sstate)

Supply(sno, pno, qty, price)

Part(pno, pname, psize, pcolor)

Self-Joins

Find the Parts numbers available both from suppliers in Seattle, and suppliers in Portland

Need TWO Suppliers
and TWO Supplies

```
SELECT DISTINCT y1.pno
FROM Supplier x1, Supplier x2, Supply y1, Supply y2
WHERE x1.scity = 'Seattle'
      and x1.sno = y1.sno
      and x2.scity = 'Portland'
      and x2.sno = y2.sno
      and y1.pno = y2.pno
```

Supplier(sno, sname, scity, sstate)

Supply(sno, pno, qty, price)

Part(pno, pname, psize, pcolor)

Self-Joins

Find the Parts numbers available both from suppliers in Seattle, and suppliers in Portland

Need TWO Suppliers
and TWO Supplies

```
SELECT DISTINCT y1.pno
FROM Supplier x1, Supplier x2, Supply y1, Supply y2
WHERE x1.scity = 'Seattle'
      and x1.sno = y1.sno
      and x2.scity = 'Portland'
      and x2.sno = y2.sno
      and y1.pno = y2.pno
```

one in Seattle
the other in Portland

Supplier(sno, sname, scity, sstate)

Supply(sno, pno, qty, price)

Part(pno, pname, psize, pcolor)

Self-Joins

Find the Parts numbers available both from suppliers in Seattle, and suppliers in Portland

```
SELECT DISTINCT y1.pno
FROM Supplier x1, Supplier x2, Supply y1, Supply y2
WHERE x1.scity = 'Seattle'
      and x1.sno = y1.sno
      and x2.scity = 'Portland'
      and x2.sno = y2.sno
      and y1.pno = y2.pno
```

Need TWO Suppliers
and TWO Supplies

one in Seattle
the other in Portland

the SAME part

Semantics

Semantics

- What does a SQL query compute?
- Simple semantics:
 - *Nested Loop Semantics*
- Allows optimizations
 - *Physical data independence*

Nested-Loop Semantics of SQL

```
SELECT a1, a2, ..., ak  
FROM R1 AS x1, R2 AS x2, ..., Rn AS xn  
WHERE Conditions
```

Nested-Loop Semantics of SQL

```
SELECT a1, a2, ..., ak  
FROM R1 AS x1, R2 AS x2, ..., Rn AS xn  
WHERE Conditions
```

Answer = { }

Nested-Loop Semantics of SQL

```
SELECT a1, a2, ..., ak  
FROM R1 AS x1, R2 AS x2, ..., Rn AS xn  
WHERE Conditions
```

```
Answer = {}  
for x1 in R1 do
```

Nested-Loop Semantics of SQL

```
SELECT a1, a2, ..., ak  
FROM R1 AS x1, R2 AS x2, ..., Rn AS xn  
WHERE Conditions
```

```
Answer = {}  
for x1 in R1 do  
  for x2 in R2 do
```

Nested-Loop Semantics of SQL

```
SELECT a1, a2, ..., ak  
FROM R1 AS x1, R2 AS x2, ..., Rn AS xn  
WHERE Conditions
```

```
Answer = {}  
for x1 in R1 do  
  for x2 in R2 do  
    .....  
    for xn in Rn do
```

Nested-Loop Semantics of SQL

```
SELECT a1, a2, ..., ak  
FROM R1 AS x1, R2 AS x2, ..., Rn AS xn  
WHERE Conditions
```

```
Answer = {}  
for x1 in R1 do  
    for x2 in R2 do  
        .....  
            for xn in Rn do  
                if Conditions  
                    then Answer = Answer ∪ {(a1, ..., ak)}  
return Answer
```

Nested-Loop Semantics of SQL

```
SELECT a1, a2, ..., ak  
FROM R1 AS x1, R2 AS x2, ..., Rn AS xn  
WHERE Conditions
```

This SEMANTICS!
It says **what** it means.
Doesn't say **how** to get it

```
Answer = {}  
for x1 in R1 do  
    for x2 in R2 do  
        .....  
            for xn in Rn do  
                if Conditions  
                    then Answer = Answer ∪ {(a1, ..., ak)}  
return Answer
```


Nested-Loop Semantics of SQL

```
SELECT a1, a2, ..., ak  
FROM R1 AS x1, R2 AS x2, ..., Rn AS xn  
WHERE Conditions
```

```
Answer = {}  
for x1 in R1 do  
  for x2 in R2 do  
    .....  
    for xn in Rn do  
      if Conditions  
        then Answer = Answer ∪ {(a1, ..., ak)}
```

return Answer

This SEMANTICS!
It says **what** it means.
Doesn't say **how** to get it

Data Independence

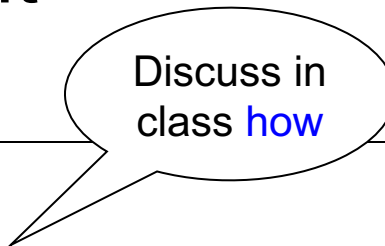
Data Independence

Supply(sno, pno, qty, price)

Part(pno, pname, psize, pcolor)

Physical Data Independence

- The query is written independently of how it will be evaluated
- We write **what** data we want; optimizer decides **how** to get it



Discuss in class **how**

```
SELECT *  
FROM Supply y, Part z  
WHERE y.price = 100 and z.pcolor = 'red' and y.pno = z.pno
```

Discussion

- **Data independence** is the main reason by the relational data model is the dominant data model today
- Reading next week: **What Goes Around**

NULL

Part (pno, pname, price, psize, pcolor)

NULLs in SQL

- A NULL value means missing, or unknown, or undefined, or inapplicable
- Common in Data Science
- The key should never be NULL

<u>pno</u>	pname	price	psize	pcolor
1	iPad	500	13	blue
2	Scooter	99	NULL	NULL
3	Charger	NULL	NULL	red
4	iPad	50	2	NULL

Part(pno, pname, price, psize, pcolor)

NULLs in WHERE Clause

Predicate in WHERE Clause

- Atomic: e.g. pcolor = 'red'
- AND / OR / NOT

When is the WHERE condition satisfied?

Part(pno, pname, price, psize, pcolor)

Three-Valued Logic

- **False**=0, **Unknown**=0.5, **True**=1
- pcolor = 'red'
 - **False** or **True** when pcolor is not NULL
 - **Unknown** when pcolor is NULL
- AND, OR, NOT are **min**, **max**, **1-** ...

WHERE condition: returns the tuple when **True**

Part(pno, pname, price, psize, pcolor)

Three-Valued Logic

- **False**=0, **Unknown**=0.5, **True**=1
- pcolor = 'red'
 - **False** or **True** when pcolor is not NULL
 - **Unknown** when pcolor is NULL
- AND, OR, NOT are min, max, 1- ...

WHERE condition: returns the tuple when **True**

```
select *  
from Part  
where price < 100  
and (psize=2 or pcolor='red')
```

Part (pno, pname, price, psize, pcolor)

Three-Valued Logic

- **False**=0, **Unknown**=0.5, **True**=1
- pcolor = 'red'
 - **False** or **True** when pcolor is not NULL
 - **Unknown** when pcolor is NULL
- AND, OR, NOT are min, max, 1- ...

WHERE condition: returns the tuple when **True**

```
select *  
from Part  
where price < 100  
and (psize=2 or pcolor='red')
```

<u>pno</u>	pname	price	psize	pcolor
1	iPad	500	13	blue
2	Scooter	99	NULL	NULL
3	Charger	NULL	NULL	red
4	iPad	50	2	NULL


Part (pno, pname, price, psize, pcolor)

Three-Valued Logic

- **False**=0, **Unknown**=0.5, **True**=1
- pcolor = 'red'
 - **False** or **True** when pcolor is not NULL
 - **Unknown** when pcolor is NULL
- AND, OR, NOT are min, max, 1- ...

WHERE condition: returns the tuple when **True**

```
select *  
from Part  
where price < 100  
and (psize=2 or pcolor='red')
```

<u>pno</u>	pname	price	psize	pcolor
1	iPad	500	13	blue 
2	Scooter	99	NULL	NULL
3	Charger	NULL	NULL	red
4	iPad	50	2	NULL

Part (pno, pname, price, psize, pcolor)

Three-Valued Logic

- **False**=0, **Unknown**=0.5, **True**=1
- pcolor = 'red'
 - **False** or **True** when pcolor is not NULL
 - **Unknown** when pcolor is NULL
- AND, OR, NOT are min, max, 1- ...

WHERE condition: returns the tuple when **True**

```
select *  
from Part  
where price < 100  
and (psize=2 or pcolor='red')
```

<u>pno</u>	pname	price	psize	pcolor
1	iPad	500	13	blue
2	Scooter	99	NULL	NULL
3	Charger	NULL	NULL	red
4	iPad	50	2	NULL



Part (pno, pname, price, psize, pcolor)

Three-Valued Logic

- **False**=0, **Unknown**=0.5, **True**=1
- pcolor = 'red'
 - **False** or **True** when pcolor is not NULL
 - **Unknown** when pcolor is NULL
- AND, OR, NOT are min, max, 1- ...

WHERE condition: returns the tuple when **True**

```
select *  
from Part  
where price < 100  
and (psize=2 or pcolor='red')
```

<u>pno</u>	pname	price	psize	pcolor
1	iPad	500	13	blue
2	Scooter	99	NULL	NULL
3	Charger	NULL	NULL	red
4	iPad	50	2	NULL




Part(pno, pname, price, psize, pcolor)

Three-Valued Logic

- Problem: $A \text{ or } \text{not}(A) \neq \text{true}$

```
select *  
from Part  
where (price <= 100) or (price > 100)
```




Does it
return all
parts?

Part(pno, pname, price, psize, pcolor)

Three-Valued Logic

- Problem: $A \text{ or not}(A) \neq \text{true}$

```
select *  
from Part  
where (price <= 100) or (price > 100)
```



Does it
return all
parts?

-- solution to return all parts:

```
select *  
from Part  
where (price <= 100) or (price > 100) or isNull(price)
```

Aggregates

Supplier(sno, sname, scity, sstate)

Supply(sno, pno, qty, price)

Part(pno, pname, psize, pcolor)

Examples

```
SELECT count(*)  
FROM Part
```

What do
they compute?

Supplier(sno, sname, scity, sstate)

Supply(sno, pno, qty, price)

Part(pno, pname, psize, pcolor)

Examples

```
SELECT count(*)  
FROM Part
```

```
SELECT x.scity, avg(psize)  
FROM Supplier x, Supply y, Part z  
WHERE x.sno = y.sno and y.pno = z.pno  
GROUP BY x.scity
```

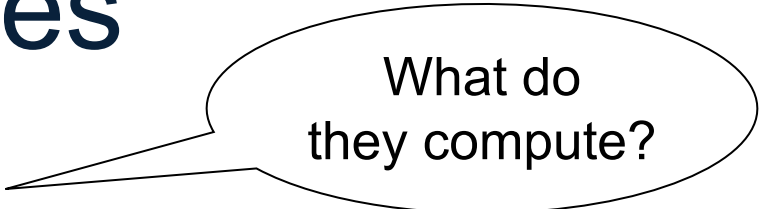
What do they compute?

Supplier(sno, sname, scity, sstate)

Supply(sno, pno, qty, price)

Part(pno, pname, psize, pcolor)

Examples



What do they compute?

```
SELECT count(*)  
FROM Part
```

```
SELECT x.scity, avg(psize)  
FROM Supplier x, Supply y, Part z  
WHERE x.sno = y.sno and y.pno = z.pno  
GROUP BY x.scity
```

```
SELECT x.scity, avg(psize)  
FROM Supplier x, Supply y, Part z  
WHERE x.sno = y.sno and y.pno = z.pno  
GROUP BY x.scity  
HAVING count(*) > 200
```

Discussion

- **Aggregates = important for data science!**
- **Semantics:**
 1. FROM-WHERE (nested-loop semantics)
 2. GROUP BY attrs
 3. Apply HAVING predicates on groups
 4. Apply SELECT aggregates on groups
- count, sum, min, max, avg
- DISTINCT is special case of GROUP BY

Outer Joins

Product(name, category)

Purchase(prodName, store)

Outer joins

prodName
is foreign Key

Retrieve all products and stores.
Include products that never sold

Product

Name	Category
Gizmo	gadget
Camera	Photo
OneClick	Photo

Purchase

ProdName	Store
Gizmo	Wiz
Camera	Ritz
Camera	Wiz

Product(name, category)

Purchase(prodName, store)

Outer joins

prodName
is foreign Key

Retrieve all products and stores.
Include products that never sold

```
SELECT x.name, x.category, y.store  
FROM Product x, Purchase y  
WHERE x.name = y.prodName
```

Product

Name	Category
Gizmo	gadget
Camera	Photo
OneClick	Photo

Purchase

ProdName	Store
Gizmo	Wiz
Camera	Ritz
Camera	Wiz

Product(name, category)

Purchase(prodName, store)

Outer joins

prodName
is foreign Key

Retrieve all products and stores.
Include products that never sold

```
SELECT x.name, x.category, y.store  
FROM Product x, Purchase y  
WHERE x.name = y.prodName
```

Product

Name	Category
Gizmo	gadget
Camera	Photo
OneClick	Photo

missing

Purchase

ProdName	Store
Gizmo	Wiz
Camera	Ritz
Camera	Wiz

Output

Name	Category	Store
Gizmo	gadget	Wiz
Camera	Photo	Ritz
Camera	Photo	Wiz

Product(name, category)

Purchase(prodName, store)

Outer joins

prodName
is foreign Key

Retrieve all products and stores.
Include products that never sold

```
SELECT x.name, x.category, y.store  
FROM Product x LEFT OUTER JOIN Purchase y  
ON x.name = y.prodName
```

Product

Name	Category
Gizmo	gadget
Camera	Photo
OneClick	Photo

Purchase

ProdName	Store
Gizmo	Wiz
Camera	Ritz
Camera	Wiz

Output

Name	Category	Store
Gizmo	gadget	Wiz
Camera	Photo	Ritz
Camera	Photo	Wiz
OneClick	Photo	NULL

Now it's present

Left Outer Join (Details)

from R left outer join S on C1 where C2

1. Compute cross product $R \times S$
2. Filter on C1
3. Add all R records without a match
4. Filter on C2

Joins

- Inner join
- Left outer join
- Right outer join
- Full outer join

SQL: Beyond Relations

Beyond Relations

- Sparse vectors, matrices
- Graph databases
- Important to data science!

Sparse Matrix

$$A = \begin{bmatrix} 5 & 0 & -2 \\ 0 & 0 & -1 \\ 0 & 7 & 0 \end{bmatrix}$$

How can we represent it as a relation?

Sparse Matrix

$$A = \begin{bmatrix} 5 & 0 & -2 \\ 0 & 0 & -1 \\ 0 & 7 & 0 \end{bmatrix}$$

Row	Col	Val
1	1	5
1	3	-2
2	3	-1
3	2	7

Matrix Multiplication in SQL

$$C = A \cdot B$$

Matrix Multiplication in SQL

$$C = A \cdot B$$

$$C_{ik} = \sum_j A_{ij} \cdot B_{jk}$$

Matrix Multiplication in SQL

$$C = A \cdot B$$

$$C_{ik} = \sum_j A_{ij} \cdot B_{jk}$$

```
SELECT A.row, B.col, sum(A.val*B.val)
FROM A, B
WHERE A.col = B.row
GROUP BY A.row, B.col;
```

Discussion

Matrix multiplication = join + group-by

- Try at home: write in SQL

$$\text{Tr}(A \cdot B \cdot C)$$

where the trace is defined as:

$$\text{Tr}(X) = \sum_i X_{ii}$$

Surprisingly, $A + B$ is a bit harder...

Matrix Addition in SQL

$$C = A + B$$

Matrix Addition in SQL

$$C = A + B$$

```
SELECT A.row, A.col, A.val + B.val as val  
FROM   A, B  
WHERE  A.row = B.row and A.col = B.col
```

Matrix Addition in SQL

$$C = A + B$$

```
SELECT A.row, A.col, A.val + B.val as val  
FROM   A, B  
WHERE  A.row = B.row and A.col = B.col
```



Why is this wrong?

Solution 1: Outer Joins

$$C = A + B$$

```
SELECT
```

```
FROM A full outer join B ON A.row = B.row and A.col = B.col;
```

Solution 1: Outer Joins

$$C = A + B$$

```
SELECT
```

```
(CASE WHEN A.val is null THEN 0 ELSE A.val END) +  
(CASE WHEN B.val is null THEN 0 ELSE B.val END) as val  
FROM A full outer join B ON A.row = B.row and A.col = B.col;
```


Solution 1: Outer Joins

$$C = A + B$$

```
SELECT  
(CASE WHEN A.row is null THEN B.row ELSE A.row END) as row,  
  
(CASE WHEN A.val is null THEN 0 ELSE A.val END) +  
(CASE WHEN B.val is null THEN 0 ELSE B.val END) as val  
FROM A full outer join B ON A.row = B.row and A.col = B.col;
```

Solution 1: Outer Joins

$$C = A + B$$

```
SELECT  
(CASE WHEN A.row is null THEN B.row ELSE A.row END) as row,  
(CASE WHEN A.col is null THEN B.col ELSE A.col END) as col,  
(CASE WHEN A.val is null THEN 0 ELSE A.val END) +  
(CASE WHEN B.val is null THEN 0 ELSE B.val END) as val  
FROM A full outer join B ON A.row = B.row and A.col = B.col;
```

Solution 2: Group By

$$C = A + B$$

```
SELECT m.row, m.col, sum(m.val)
FROM (SELECT * FROM A
      UNION ALL
      SELECT * FROM B) as m
GROUP BY m.row, m.col;
```

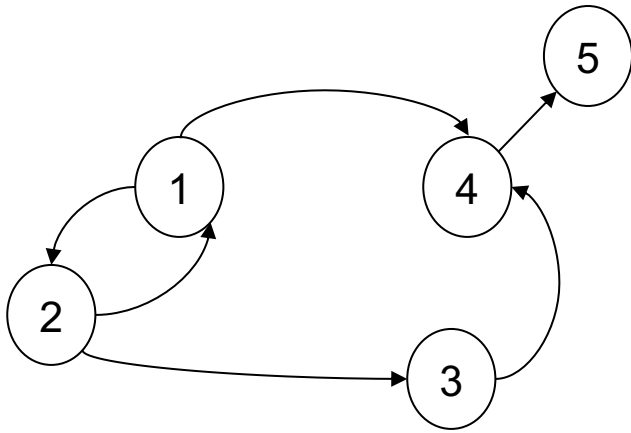
Graph Databases

A graph is a simple relational database

- Niche area: graph databases/languages
 - E.g. Neo4J, TigerGraph, Sparql
- Do we need specialized graph engines?
 - My answer: NO
 - We may need better languages: datalog

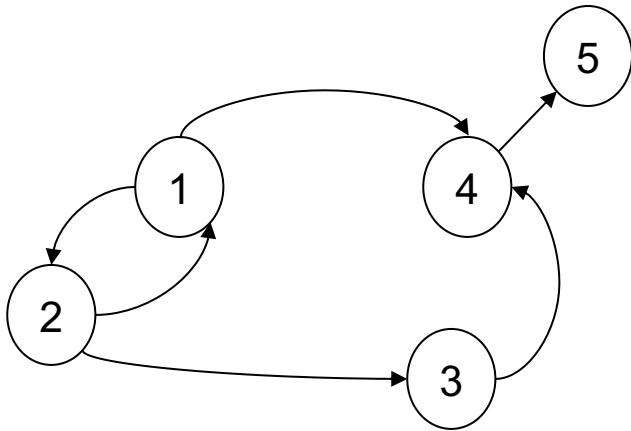
Graph Databases

A graph:



Graph Databases

A graph:



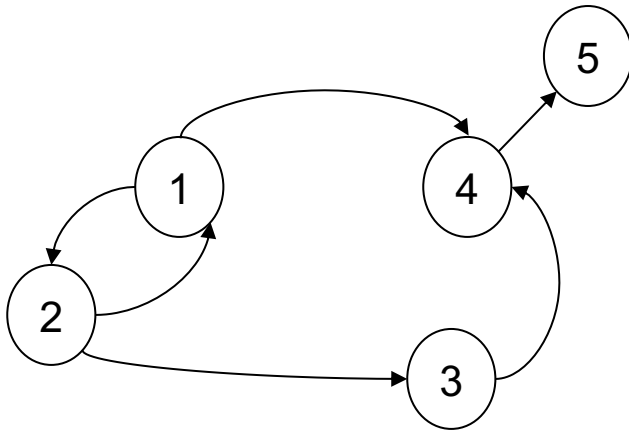
A relation:

Edge

src	dst
1	2
2	1
2	3
1	4
3	4
4	5

Graph Databases

A graph:



A relation:

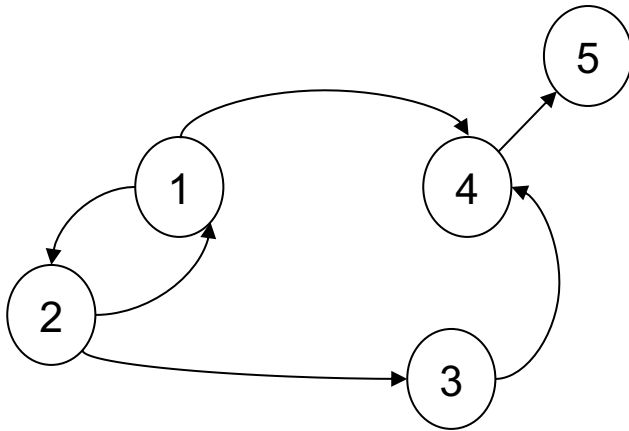
Edge

src	dst
1	2
2	1
2	3
1	4
3	4
4	5

Find nodes at distance 2: $\{(x, z) | \exists y \text{ Edge}(x, y) \wedge \text{Edge}(y, z)\}$

Graph Databases

A graph:



A relation:

Edge

src	dst
1	2
2	1
2	3
1	4
3	4
4	5

Find nodes at distance 2: $\{(x, z) | \exists y \text{ Edge}(x, y) \wedge \text{Edge}(y, z)\}$

```
SELECT DISTINCT e1.src as X, e2.dst as Z
FROM Edge e1, Edge e2
WHERE e1.dst = e2.src;
```


Crash Course in Formal Logic

- The Relational Data Model is founded on first order logic (“**What goes around**”)
- SQL was designed as a more friendly language than FO
- Complex SQL queries are sometimes best understood in the framework of FO

Crash Course in Formal Logic

Atomic predicates:

- Likes(x,y)
- Product(x,y,z)
-- pid, name, color
- Product(x,y,'red')

Connectives: \wedge , \vee , \neg , \Rightarrow , \exists , \forall

Crash Course in Formal Logic

Atomic predicates:

- Likes(x,y)
- Product(x,y,z)
-- pid, name, color
- Product(x,y,'red')

Connectives: \wedge , \vee , \neg , \Rightarrow , \exists , \forall

- $\exists x P(x)$:
there exists x s.t. P(x) is true
- $\forall x P(x)$:
for every x, P(x) is true

Crash Course in Formal Logic

Atomic predicates:

- Likes(x,y)
- Product(x,y,z)
-- pid, name, color
- Product(x,y,'red')

What do these sentences say?

$\exists x(\text{Likes}(\text{'Alice'},x)\wedge\text{Likes}(\text{'Bob'},x))$

Connectives: \wedge , \vee , \neg , \Rightarrow , \exists , \forall

- $\exists x P(x)$:
there exists x s.t. P(x) is true
- $\forall x P(x)$:
for every x, P(x) is true

Crash Course in Formal Logic

Atomic predicates:

- Likes(x,y)
- Product(x,y,z)
-- pid, name, color
- Product(x,y,'red')

What do these sentences say?

$\exists x(\text{Likes}(\text{'Alice'},x)\wedge\text{Likes}(\text{'Bob'},x))$



There is somebody liked
by both Alice and Bob

Connectives: \wedge , \vee , \neg , \Rightarrow , \exists , \forall

- $\exists x P(x)$:
there exists x s.t. P(x) is true
- $\forall x P(x)$:
for every x, P(x) is true

Crash Course in Formal Logic

Atomic predicates:

- Likes(x,y)
- Product(x,y,z)
-- pid, name, color
- Product(x,y,'red')

Connectives: \wedge , \vee , \neg , \Rightarrow , \exists , \forall

- $\exists x P(x)$:
there exists x s.t. P(x) is true
- $\forall x P(x)$:
for every x, P(x) is true

What do these sentences say?

$\exists x(\text{Likes}(\text{'Alice'},x)\wedge\text{Likes}(\text{'Bob'},x))$



There is somebody liked
by both Alice and Bob

$\forall x (\text{Likes}(\text{'Alice'},x) \Rightarrow \text{Likes}(\text{'Bob'},x))$

Crash Course in Formal Logic

Atomic predicates:

- Likes(x,y)
- Product(x,y,z)
-- pid, name, color
- Product(x,y,'red')

Connectives: \wedge , \vee , \neg , \Rightarrow , \exists , \forall

- $\exists x P(x)$:
there exists x s.t. P(x) is true
- $\forall x P(x)$:
for every x, P(x) is true

What do these sentences say?

$\exists x(\text{Likes}(\text{'Alice'},x)\wedge\text{Likes}(\text{'Bob'},x))$

There is somebody liked
by both Alice and Bob

$\forall x (\text{Likes}(\text{'Alice'},x) \Rightarrow \text{Likes}(\text{'Bob'},x))$

Everybody liked by Alice,
is also liked by Bob

Crash Course in Formal Logic

Atomic predicates:

- Likes(x,y)
- Product(x,y,z)
-- pid, name, color
- Product(x,y,'red')

Connectives: \wedge , \vee , \neg , \Rightarrow , \exists , \forall

- $\exists x P(x)$:
there exists x s.t. P(x) is true
- $\forall x P(x)$:
for every x, P(x) is true

What do these sentences say?

$\exists x(\text{Likes}(\text{'Alice'},x)\wedge\text{Likes}(\text{'Bob'},x))$

There is somebody liked
by both Alice and Bob

$\forall x (\text{Likes}(\text{'Alice'},x) \Rightarrow \text{Likes}(\text{'Bob'},x))$

Everybody liked by Alice,
is also liked by Bob

$\forall x (\exists y \text{ Likes}(x,y) \Rightarrow \text{Likes}(x,\text{'Alice'}))$

Crash Course in Formal Logic

Atomic predicates:

- Likes(x,y)
- Product(x,y,z)
-- pid, name, color
- Product(x,y,'red')

Connectives: \wedge , \vee , \neg , \Rightarrow , \exists , \forall

- $\exists x P(x)$:
there exists x s.t. P(x) is true
- $\forall x P(x)$:
for every x, P(x) is true

What do these sentences say?

$\exists x(\text{Likes}(\text{'Alice'},x)\wedge\text{Likes}(\text{'Bob'},x))$

There is somebody liked
by both Alice and Bob

$\forall x (\text{Likes}(\text{'Alice'},x) \Rightarrow \text{Likes}(\text{'Bob'},x))$

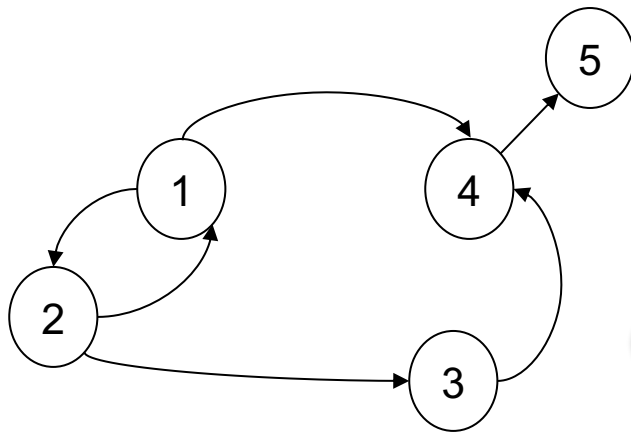
Everybody liked by Alice,
is also liked by Bob

$\forall x (\exists y \text{ Likes}(x,y) \Rightarrow \text{Likes}(x,\text{'Alice'}))$

Everybody who likes somebody
also likes Alice

Graph Databases

A graph:



A relation:

Edge

src	dst
1	2
2	1
2	3
1	4
3	4
4	5

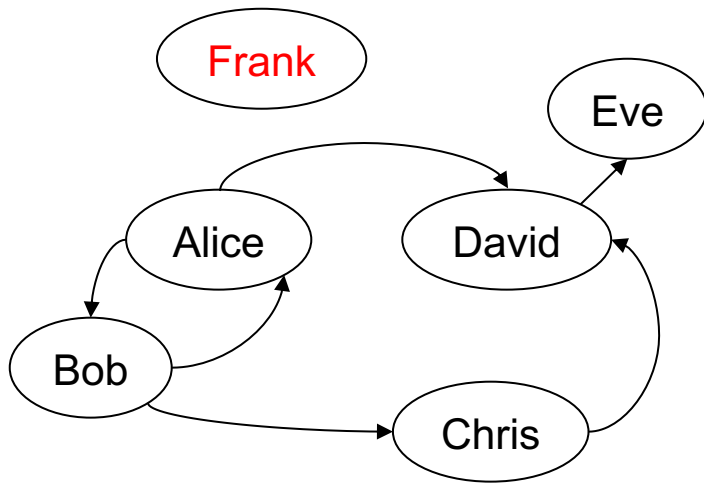
Now this should be clear

Find nodes at distance 2: $\{(x, z) | \exists y \text{ Edge}(x, y) \wedge \text{Edge}(y, z)\}$

```
SELECT DISTINCT e1.src as X, e2.dst as Z
FROM Edge e1, Edge e2
WHERE e1.dst = e2.src;
```

Other Representation

Representing nodes separately;
needed for “isolated nodes” e.g. Frank



Node

src
Alice
Bob
Chris
David
Eve
Frank

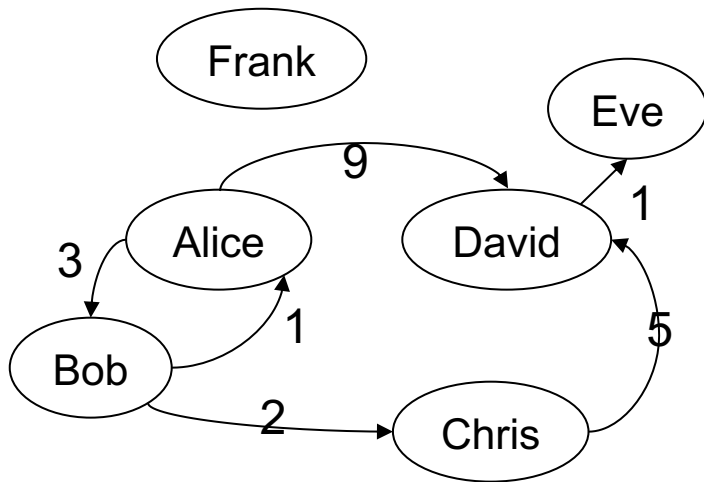
Edge

src	dst
Alice	Bob
Bob	Alice
Bob	Chris
Alice	David
Chris	David
David	Eve

Other Representation

Adding edge labels

Adding node labels...



Node

src
Alice
Bob
Chris
David
Eve
Frank

Edge

src	dst	weight
Alice	Bob	3
Bob	Alice	1
Bob	Chris	2
Alice	David	9
Chris	David	5
David	Eve	1

Limitations of SQL

- No recursion!
- Data Science often requires recursion
- Datalog is designed for recursion
 - later in the quarter
- Practical solution
 - Use some external driver, e.g. python

Example: Logistic Regression

Tom Mitchell: [Machine Learning](#)

Data

X1	X2	X3	Y
3	9	3	0
3	5	7	1
6	2	2	0
3	6	3	0
5	5	9	1
9	3	3	1
...	
...	

Example: Logistic Regression

Tom Mitchell: [Machine Learning](#)

Switched
(following Mitchell)

Data

X1	X2	X3	Y
3	9	3	0
3	5	7	1
6	2	2	0
3	6	3	0
5	5	9	1
9	3	3	1
...	
...	

$$P(Y = 0|X) = \frac{1}{1 + \exp(w_0 + \sum_{i=1,3} w_i X_i)}$$

$$P(Y = 1|X) = \frac{\exp(w_0 + \sum_{i=1,3} w_i X_i)}{1 + \exp(w_0 + \sum_{i=1,3} w_i X_i)}$$

Example: Logistic Regression

Tom Mitchell: [Machine Learning](#)

Switched
(following Mitchell)

Data

X1	X2	X3	Y
3	9	3	0
3	5	7	1
6	2	2	0
3	6	3	0
5	5	9	1
9	3	3	1
...	
...	

$$P(Y = 0|X) = \frac{1}{1 + \exp(w_0 + \sum_{i=1,3} w_i X_i)}$$

$$P(Y = 1|X) = \frac{\exp(w_0 + \sum_{i=1,3} w_i X_i)}{1 + \exp(w_0 + \sum_{i=1,3} w_i X_i)}$$

Train weights w_0, w_1, w_2, w_3 to minimize loss:

$$L(w_0, \dots, w_3) = \sum_{\ell=1, N} (Y^\ell \cdot \ln P(Y = 1|X^\ell) + (1 - Y^\ell) \cdot \ln P(Y = 0|X^\ell))$$

Example: Logistic Regression

Tom Mitchell: [Machine Learning](#)

Gradient Descent:

Data

X1	X2	X3	Y
3	9	3	0
3	5	7	1
6	2	2	0
3	6	3	0
5	5	9	1
9	3	3	1
...	
...	

$$w_i \leftarrow w_i + \eta \sum_{\ell=1, N} X_i^\ell (Y^\ell - P(Y = 1 | X^\ell))$$

Example: Logistic Regression

Tom Mitchell: [Machine Learning](#)

Gradient Descent:

Data

X1	X2	X3	Y
3	9	3	0
3	5	7	1
6	2	2	
3	6	3	
5	5	9	1
9	3	3	1
...	
...	

$$w_i \leftarrow w_i + \eta \sum_{\ell=1, N} X_i^\ell (Y^\ell - P(Y = 1 | X^\ell))$$

```
CREATE TABLE W (k int primary key, w0 real, w1 real, w2 real, w3 real);  
INSERT INTO W VALUES (1, 0, 0, 0, 0);
```

Example: Logistic Regression

Tom Mitchell: [Machine Learning](#)

Gradient Descent:

Data

X1	X2	X3	Y
3	9	3	0
3	5	7	1
6	2	2	
3	6	3	

$$w_i \leftarrow w_i + \eta \sum_{\ell=1, N} X_i^\ell (Y^\ell - P(Y = 1 | X^\ell))$$

```
CREATE TABLE W (k int primary key, w0 real, w1 real, w2 real, w3 real);  
INSERT INTO W VALUES (1, 0, 0, 0, 0);
```

```
FROM data d, W  
WHERE W.k=1
```

Example: Logistic Regression

Tom Mitchell: [Machine Learning](#)

Gradient Descent:

Data

X1	X2	X3	Y
3	9	3	0
3	5	7	1
6	2	2	
3	6	3	

$$w_i \leftarrow w_i + \eta \sum_{\ell=1, N} X_i^\ell (Y^\ell - P(Y = 1 | X^\ell))$$

```
CREATE TABLE W (k int primary key, w0 real, w1 real, w2 real, w3 real);  
INSERT INTO W VALUES (1, 0, 0, 0, 0);
```

```
SELECT
```

```
W.w0+0.01*sum(d.Y - 1 + 1/(1+exp(W.w0+W.w1*d.X1+W.w2*d.X2+W.w3*d.X3))) as w0,
```

```
FROM data d, W
```

```
WHERE W.k=1
```

Example: Logistic Regression

Tom Mitchell: [Machine Learning](#)

Gradient Descent:

Data

X1	X2	X3	Y
3	9	3	0
3	5	7	1
6	2	2	
3	6	3	

$$w_i \leftarrow w_i + \eta \sum_{\ell=1, N} X_i^\ell (Y^\ell - P(Y = 1 | X^\ell))$$

```
CREATE TABLE W (k int primary key, w0 real, w1 real, w2 real, w3 real);  
INSERT INTO W VALUES (1, 0, 0, 0, 0);
```

```
SELECT
```

```
W.w0+0.01*sum(d.Y - 1 + 1/(1+exp(W.w0+W.w1*d.X1+W.w2*d.X2+W.w3*d.X3))) as w0,  
W.w1+0.01*sum(d.X1*(d.Y - 1 + 1/(1+exp(W.w0+W.w1*d.X1+W.w2*d.X2+W.w3*d.X3)))) as w1,
```

```
FROM data d, W
```

```
WHERE W.k=1
```

Example: Logistic Regression

Tom Mitchell: [Machine Learning](#)

Gradient Descent:

Data

X1	X2	X3	Y
3	9	3	0
3	5	7	1
6	2	2	
3	6	3	

$$w_i \leftarrow w_i + \eta \sum_{\ell=1, N} X_i^\ell (Y^\ell - P(Y = 1 | X^\ell))$$

```
CREATE TABLE W (k int primary key, w0 real, w1 real, w2 real, w3 real);  
INSERT INTO W VALUES (1, 0, 0, 0, 0);
```

```
SELECT
```

```
W.w0+0.01*sum(d.Y - 1 + 1/(1+exp(W.w0+W.w1*d.X1+W.w2*d.X2+W.w3*d.X3))) as w0,  
W.w1+0.01*sum(d.X1*(d.Y - 1 + 1/(1+exp(W.w0+W.w1*d.X1+W.w2*d.X2+W.w3*d.X3)))) as w1,  
W.w2+0.01*sum(d.X2*(d.Y - 1 + 1/(1+exp(W.w0+W.w1*d.X1+W.w2*d.X2+W.w3*d.X3)))) as w2,  
W.w3+0.01*sum(d.X3*(d.Y - 1 + 1/(1+exp(W.w0+W.w1*d.X1+W.w2*d.X2+W.w3*d.X3)))) as w3
```

```
FROM data d, W
```

```
WHERE W.k=1
```

Example: Logistic Regression

Tom Mitchell: [Machine Learning](#)

Gradient Descent:

Data

X1	X2	X3	Y
3	9	3	0
3	5	7	1
6	2	2	
3	6	3	

$$w_i \leftarrow w_i + \eta \sum_{\ell=1, N} X_i^\ell (Y^\ell - P(Y = 1 | X^\ell))$$

```
CREATE TABLE W (k int primary key, w0 real, w1 real, w2 real, w3 real);  
INSERT INTO W VALUES (1, 0, 0, 0, 0);
```

```
SELECT
```

```
W.w0+0.01*sum(d.Y - 1 + 1/(1+exp(W.w0+W.w1*d.X1+W.w2*d.X2+W.w3*d.X3))) as w0,  
W.w1+0.01*sum(d.X1*(d.Y - 1 + 1/(1+exp(W.w0+W.w1*d.X1+W.w2*d.X2+W.w3*d.X3)))) as w1,  
W.w2+0.01*sum(d.X2*(d.Y - 1 + 1/(1+exp(W.w0+W.w1*d.X1+W.w2*d.X2+W.w3*d.X3)))) as w2,  
W.w3+0.01*sum(d.X3*(d.Y - 1 + 1/(1+exp(W.w0+W.w1*d.X1+W.w2*d.X2+W.w3*d.X3)))) as w3
```

```
FROM data d, W
```

```
WHERE W.k=1
```

```
GROUP BY W.k, W.w0, W.w1, W.w2, W.w3;
```

Example: Logistic Regression

Tom Mitchell: [Machine Learning](#)

Gradient Descent:

Data

X1	X2	X3	Y
3	9	3	0
3	5	7	1
6	2	2	
3	6	3	

$$w_i \leftarrow w_i + \eta \sum_{\ell=1,N} X_i^\ell (Y^\ell - P(Y = 1|X^\ell))$$

```
CREATE TABLE W (k int primary key, w0 real, w1 real, w2 real, w3 real);  
INSERT INTO W VALUES (1, 0, 0, 0, 0);
```

```
SELECT
```

```
W.w0+0.01*sum(d.Y - 1 + 1/(1+exp(W.w0+W.w1*d.X1+W.w2*d.X2+W.w3*d.X3))) as w0,  
W.w1+0.01*sum(d.X1*(d.Y - 1 + 1/(1+exp(W.w0+W.w1*d.X1+W.w2*d.X2+W.w3*d.X3)))) as w1,  
W.w2+0.01*sum(d.X2*(d.Y - 1 + 1/(1+exp(W.w0+W.w1*d.X1+W.w2*d.X2+W.w3*d.X3)))) as w2,  
W.w3+0.01*sum(d.X3*(d.Y - 1 + 1/(1+exp(W.w0+W.w1*d.X1+W.w2*d.X2+W.w3*d.X3)))) as w3
```

```
FROM data d, W
```

```
WHERE W.k=1
```

```
GROUP BY W.k, W.w0, W.w1, W.w2, W.w3;
```

Update W, then repeat this
e.g. using python

Lecture Summary

- One line takeaway:
 - Relational model → data independence
- What you should do next:
 - Review SQL (recommended: postgres)
 - Write reviews for next lecture
 - Start working on HW1 (redshift)