


# CSE 573: Artificial Intelligence

## Probability



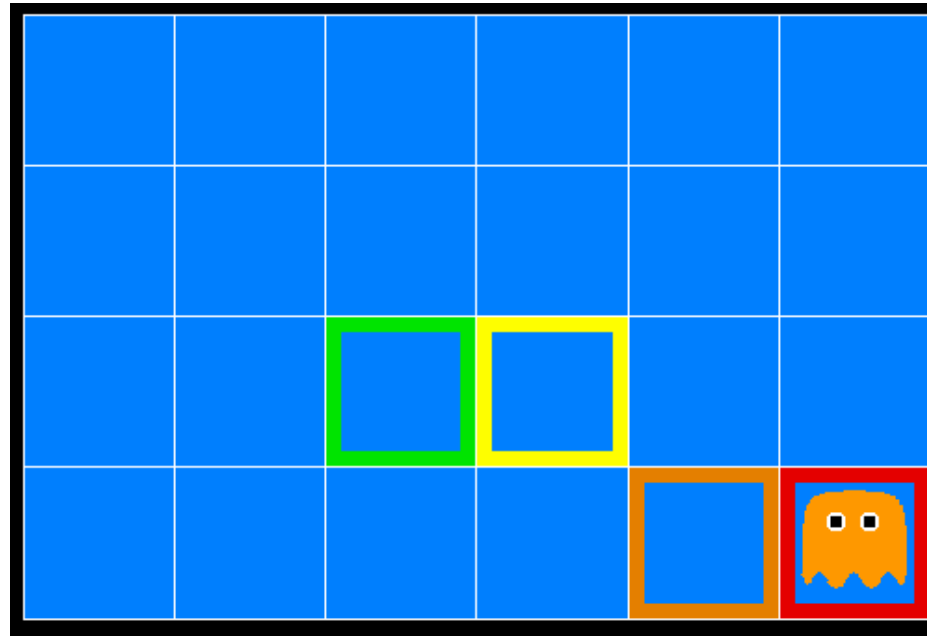
slides adapted from  
Stuart Russel, Dan Klein, Pieter Abbeel from [ai.berkeley.edu](http://ai.berkeley.edu)  
And Hanna Hajishirzi, Jared Moore, Dan Weld

# Uncertainty

- The real world is rife with uncertainty!
  - E.g., if I leave for SEA 60 minutes before my flight, will arrive in time?
- Problems:
  - partial observability (road state, other drivers' plans, etc.)
  - noisy sensors (radio traffic reports, Google maps)
  - immense complexity of modelling and predicting traffic, security line, etc.
  - lack of knowledge of world dynamics (will tire burst? need COVID test?)
- Combine probability theory + utility theory -> decision theory
  - **Maximize expected utility** :  $a^* = \operatorname{argmax}_a \sum_s P(s | a) U(s)$

# Inference in Ghostbusters

- A ghost is in the grid somewhere
- Sensor readings tell how close a square is to the ghost
  - On the ghost: red
  - 1 or 2 away: orange
  - 3 or 4 away: yellow
  - 5+ away: green




- Sensors are noisy, but we know  $P(\text{Color}(x,y) \mid \text{DistanceFromGhost}(x,y))$

$P(\text{red} \mid 3)$	$P(\text{orange} \mid 3)$	$P(\text{yellow} \mid 3)$	$P(\text{green} \mid 3)$
0.05	0.15	0.5	0.3

# Basic laws of probability

- Begin with a set  $\Omega$  of possible worlds
  - E.g., 6 possible rolls of a die,  $\{1, 2, 3, 4, 5, 6\}$

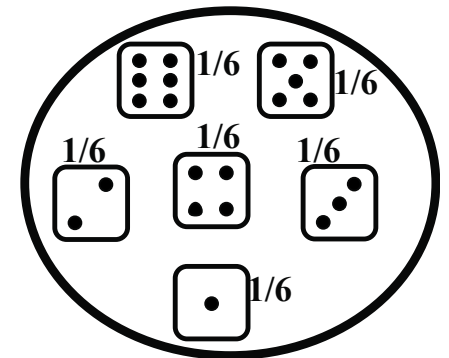


- A **probability model** assigns a number  $P(\omega)$  to each world  $\omega$

- E.g.,  $P(1) = P(2) = P(3) = P(4) = P(5) = P(6) = 1/6$ .

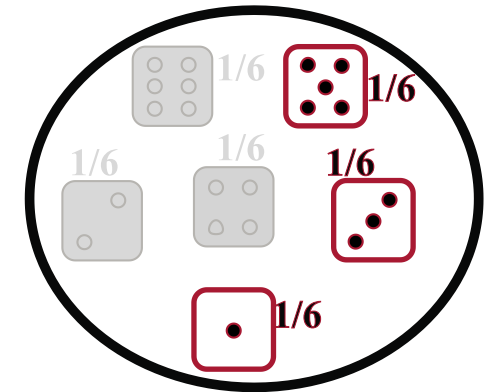
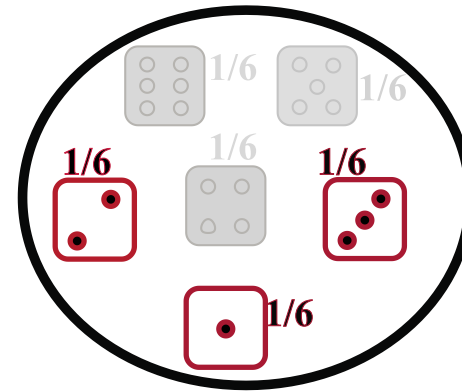
- These numbers must satisfy

- $0 \leq P(\omega) \leq 1$
- $\sum_{\omega \in \Omega} P(\omega) = 1$




# Basic laws contd.

- An **event** is any subset of  $\Omega$ 
  - E.g., “roll < 4” is the set {1,2,3}
  - E.g., “roll is odd” is the set {1,3,5}
- The probability of an event is the **sum** of probabilities over its worlds
  - $P(A) = \sum_{\omega \in A} P(\omega)$
  - E.g.,  $P(\text{roll} < 4) = P(1) + P(2) + P(3) = 1/2$
- De Finetti (1931):
  - anyone who bets according to probabilities that violate these laws can be forced to lose money on every set of bets



# Random Variables

- A random variable (usually denoted by a capital letter) is some aspect of the world about which we (may) be uncertain
  - Formally a **deterministic function** of  $\omega$
- The **range** of a random variable is the set of possible values
  - $Odd$  = Is the dice roll an odd number?  $\rightarrow \{true, false\}$ 
    - e.g.  $Odd(1)=true$ ,  $Odd(6) = false$
    - often write the event  $Odd=true$  as  $odd$ ,  $Odd=false$  as  $\neg odd$
  - $T$  = Is it hot or cold?  $\rightarrow \{hot, cold\}$
  - $D$  = How long will it take to get to the airport?  $\rightarrow [0, \infty)$
  - $L_{Ghost}$  = Where is the ghost?  $\rightarrow \{(0,0), (0,1), \dots\}$
- The **probability distribution** of a random variable  $X$  gives the probability for each value  $x$  in its range (probability of the event  $X=x$ )
  - $P(X=x) = \sum_{\{\omega: X(\omega)=x\}} P(\omega)$
  - $P(x)$  for short (when unambiguous)
  - $P(X)$  refers to the entire distribution (think of it as a vector or table)




# Probability Distributions

- Associate a probability with each value; sums to 1

- Temperature:

$P(T)$


T	P
hot	0.5
cold	0.5



- Weather:

$P(W)$

W	P
sun	0.6
rain	0.1
fog	0.3
meteor	0.0



- Joint distribution*

$P(T,W)$

		Temperature	
		hot	cold
Weather	sun	0.45	0.15
	rain	0.02	0.08
	fog	0.03	0.27
	meteor	0.00	0.00

# Making possible worlds

---

- In many cases we
  - begin with random variables and their domains
  - construct possible worlds as assignments of values to all variables
- E.g., two dice rolls  $Roll_1$  and  $Roll_2$ 
  - How many possible worlds?
  - What are their probabilities?
- Size of distribution for  $n$  variables with range size  $d$ ?  $d^n$ 
  - For all but the smallest distributions, cannot write out by hand!



# Probabilities of events

- The Probability of an event is the sum of probabilities of its worlds,  $P(A) = \sum_{\omega \in A} P(\omega)$
- So, given a joint distribution over all variables, can compute any event probability!
  - Probability that it's hot AND sunny?
    - $P(T=hot, W=sun)$
    - = .45
  - Probability that it's hot?
    - $P(T=hot) = \sum_{w \in W} P(T=hot, W=w)$
    - =  $P(T=hot, W=sun) + P(T=hot, W=rain) + P(T=hot, W=fog) + P(T=hot, W=meteor)$
    - = .45 + .02 + .03 + .00 = .5
  - Probability that it's hot OR not foggy?
    - $P(T=hot \vee \neg W=fog) = P(T=hot) + P(\neg W=fog) - P(T=hot, \neg W=fog)$
    - =  $P(T=hot) + (1 - P(W=fog)) - P(T=hot, \neg W=fog)$
    - =  $.5 + (1 - .03 + .27) - (.45 + .02 + .00) = .5 + .7 - .47 = .73$

*Joint distribution*

$P(T,W)$

		Temperature	
		hot	cold
Weather	sun	0.45	0.15
	rain	0.02	0.08
	fog	0.03	0.27
	meteor	0.00	0.00

# Quiz: Events

- $P(+x, +y)$  ?
- $P(+x)$  ?
- $P(-y \text{ OR } +x)$  ?

$P(X, Y)$

X	Y	P
+x	+y	0.2
+x	-y	0.3
-x	+y	0.4
-x	-y	0.1

# Quiz: Events

- $P(+x, +y)$  ?

$$= .2$$

- $P(+x)$  ?

$$= .2 + .3 = .5$$

- $P(-y \text{ OR } +x)$  ?

$$= P(-y) + P(+x) - P(-y, +x) = .3 + .1 + .2 + .3 - .3 = .6$$

$$= 1 - P(+y, -x) = 1 - .4 = .6$$


$P(X, Y)$

X	Y	P
+x	+y	0.2
+x	-y	0.3
-x	+y	0.4
-x	-y	0.1

# Marginal Distributions

- Marginal distributions are sub-tables which eliminate variables
- **Marginalization (summing out)**: Collapse a dimension by adding

$$P(X=x) = \sum_y P(X=x, Y=y)$$



		Temperature		
		hot	cold	
Weather	sun	0.45	0.15	0.60
	rain	0.02	0.08	0.10
	fog	0.03	0.27	0.30
	meteor	0.00	0.00	0.00
		0.50	0.50	P(T)

**P(W)**

# Quiz: Marginal Distributions

$P(X, Y)$

X	Y	P
+x	+y	0.2
+x	-y	0.3
-x	+y	0.4
-x	-y	0.1



$$P(x) = \sum_y P(x, y)$$




$$P(y) = \sum_x P(x, y)$$

$P(X)$

X	P
+x	
-x	

$P(Y)$

Y	P
+y	
-y	



# Quiz: Marginal Distributions

$P(X, Y)$

X	Y	P
+x	+y	0.2
+x	-y	0.3
-x	+y	0.4
-x	-y	0.1



$$P(x) = \sum_y P(x, y)$$




$$P(y) = \sum_x P(x, y)$$

$P(X)$

X	P
+x	.5
-x	.5

$P(Y)$

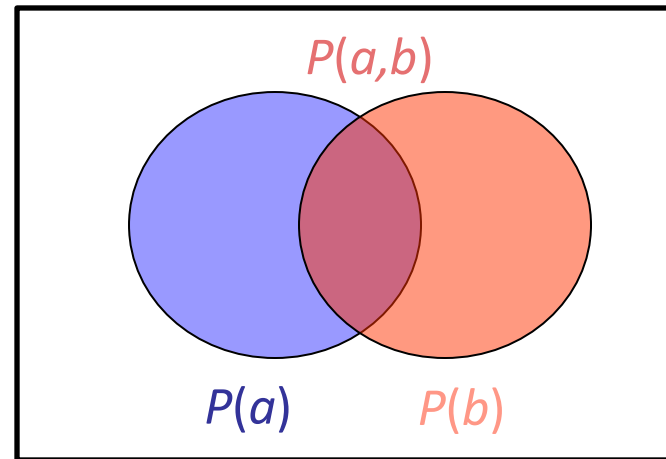
Y	P
+y	.6
-y	.4



# Conditional Probabilities

- A simple relation between joint and conditional probabilities
  - In fact, this is taken as the *definition* of a conditional probability

$$P(a \mid b) = \frac{P(a, b)}{P(b)}$$



$P(T,W)$

		Temperature	
		hot	cold
Weather	sun	0.45	0.15
	rain	0.02	0.08
	fog	0.03	0.27
	meteor	0.00	0.00

$$P(W=s \mid T=c) = \frac{P(W=s, T=c)}{P(T=c)} = 0.15/0.50 = 0.3$$

$$= P(W=s, T=c) + P(W=r, T=c) + P(W=f, T=c) + P(W=m, T=c)$$

$$= 0.15 + 0.08 + 0.27 + 0.00 = 0.50$$

# Quiz: Conditional Probabilities

$P(X, Y)$

X	Y	P
+x	+y	0.2
+x	-y	0.3
-x	+y	0.4
-x	-y	0.1

- $P(+x \mid +y) ?$

- $P(-x \mid +y) ?$

- $P(-y \mid +x) ?$



# Quiz: Conditional Probabilities

$P(X, Y)$

X	Y	P
+x	+y	0.2
+x	-y	0.3
-x	+y	0.4
-x	-y	0.1

- $P(+x \mid +y) ?$   
 $= .2 / (.2 + .4) = 1/3$

- $P(-x \mid +y) ?$   
 $= .4 / (.2 + .4) = 2/3$

- $P(-y \mid +x) ?$   
 $= .3 / (.3 + .2) = .6$

# Conditional Distributions

- Distributions for one set of variables given another set

		Temperature	
		hot	cold
Weather	sun	0.45	0.15
	rain	0.02	0.08
	fog	0.03	0.27
	meteor	0.00	0.00

$P(W | T=h)$

hot
0.90
0.04
0.06
0.00

$P(W | T=c)$

cold
0.30
0.16
0.54
0.00

$P(W | T)$

hot	cold
0.90	0.30
0.04	0.16
0.06	0.54
0.00	0.00

Notice how the values in the tables have been re-normalized!

# Normalizing a distribution

- Procedure:
  - Multiply each entry by  $\alpha = 1/(\text{sum over all entries})$

Ensure entries sum to ONE

$P(W,T)$

		Temperature	
		hot	cold
Weather	sun	0.45	0.15
	rain	0.02	0.08
	fog	0.03	0.27
	meteor	0.00	0.00

$P(W,T=c)$

0.15
0.08
0.27
0.00

$$P(W | T=c) = P(W,T=c)/P(T=c) \\ = \alpha P(W,T=c)$$

Normalize

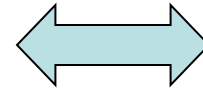
$$\alpha = 1/0.50 = 2$$

0.30
0.16
0.54
0.00

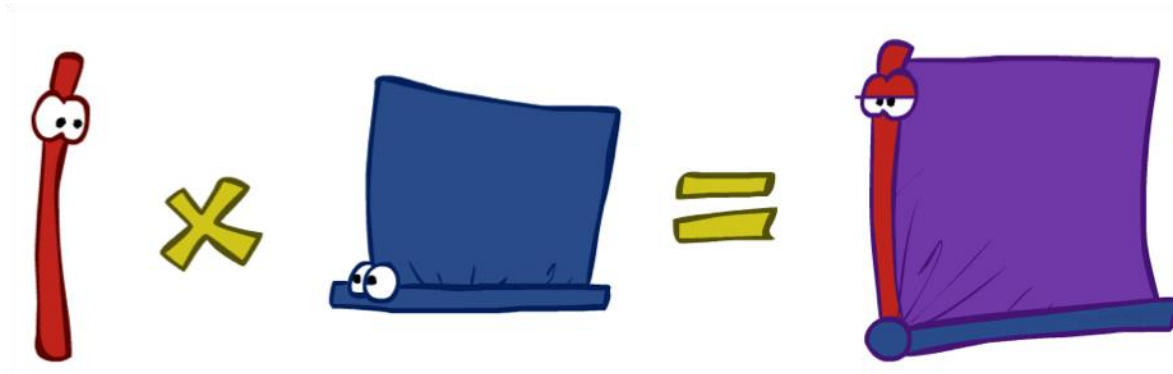
# The Product Rule

- Sometimes we have conditional distributions but we want the joint

$$P(a \mid b) P(b) = P(a, b)$$



$$P(a \mid b) = \frac{P(a, b)}{P(b)}$$



# The Product Rule: Example

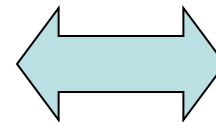
$$P(W | T) P(T) = P(W, T)$$

$P(W | T)$

	hot	cold
sun	0.90	0.30
rain	0.04	0.16
fog	0.06	0.54
meteor	0.00	0.00

$P(T)$

T	P
hot	0.5
cold	0.5



$P(W, T)$

		Temperature	
		hot	cold
Weather	sun	0.45	0.15
	rain	0.02	0.08
	fog	0.03	0.27
	meteor	0.00	0.00


# The Chain Rule

- A joint distribution can be written as a product of conditional distributions by repeated application of the product rule:

$$\begin{aligned} P(x_1, x_2, x_3) &= P(x_3 \mid x_1, x_2) P(x_1, x_2) \\ &= P(x_3 \mid x_1, x_2) P(x_2 \mid x_1) P(x_1) \end{aligned}$$

$$P(x_1, x_2, \dots, x_n) = \prod_j P(x_j \mid x_1, \dots, x_{j-1})$$

# Bayes' Rule



# Bayes' Rule

- Write the product rule both ways:

$$P(a | b) P(b) = P(a, b) = P(b | a) P(a)$$

- Dividing left and right expressions, we get:

$$P(a | b) = \frac{P(b | a) P(a)}{P(b)}$$

- Why is this at all helpful?
  - Lets us build one conditional from its reverse
  - Often one conditional is tricky but the other one is simple
  - Describes an “update” step from prior  $P(a)$  to posterior  $P(a | b)$
  - Foundation of many systems we'll see later
- In the running for most important AI equation!

That's my rule!





# Inference with Bayes' Rule

- Example: Diagnostic probability from causal probability:

$$P(\text{cause} \mid \text{effect}) = \frac{P(\text{effect} \mid \text{cause}) P(\text{cause})}{P(\text{effect})}$$

- Example:

- M: meningitis, S: stiff neck

$$\left. \begin{array}{l} P(s \mid m) = 0.8 \\ P(m) = 0.0001 \\ P(s) = 0.01 \end{array} \right\} \text{Example gives}$$

$$P(m \mid s) = \frac{P(s \mid m) P(m)}{P(s)} = \frac{0.8 \times 0.0001}{0.01}$$

- Note: posterior probability of meningitis still very small: 0.008 (80x bigger – why?)
- Note: you should still get stiff necks checked out! Why?

# Independence

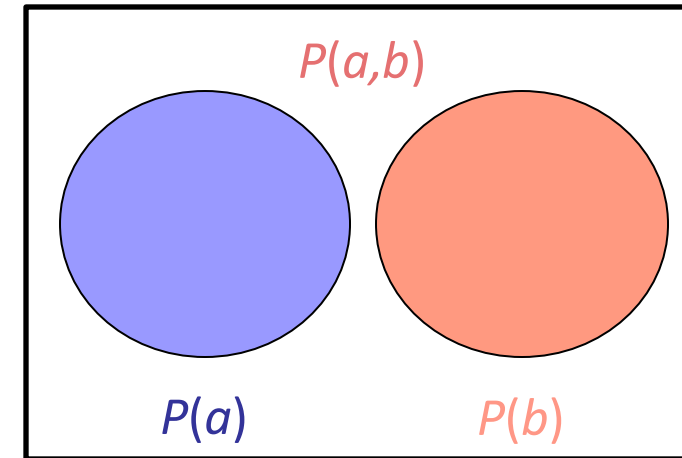
- Two variables  $X$  and  $Y$  are (absolutely) **independent** if

$$\forall x,y \quad P(x,y) = P(x)P(y)$$

- I.e., the joint distribution **factors** into a product of two simpler distributions
- Equivalently, via the product rule  $P(x,y) = P(x|y)P(y)$ ,

$$P(x | y) = P(x) \quad \text{or} \quad P(y | x) = P(y)$$

- Example: two dice rolls  $Roll_1$  and  $Roll_2$ 
  - $P(Roll_1=5, Roll_2=3) = P(Roll_1=5)P(Roll_2=3) = 1/6 \times 1/6 = 1/36$
  - $P(Roll_2=3 | Roll_1=5) = P(Roll_2=3)$



# Example: Independence

- $n$  fair, independent coin flips:

$P(X_1)$

H	0.5
T	0.5


$P(X_2)$

H	0.5
T	0.5

...

$P(X_n)$

H	0.5
T	0.5



$P(X_1, X_2, \dots, X_n)$

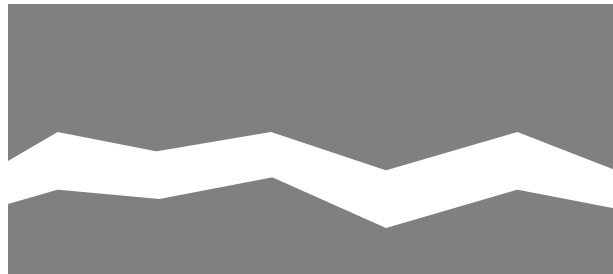



table size:  $2^n$

in general:  $d^n$



# Conditional Independence



# Conditional Independence

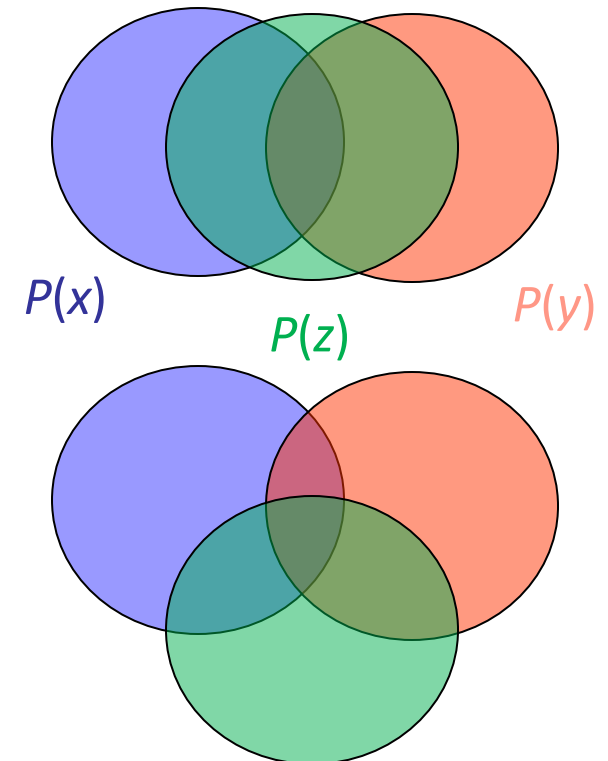
- **Conditional independence** is our most basic and robust form of knowledge about uncertain environments.

- $X$  is conditionally independent of  $Y$  given  $Z$  :

$$\begin{aligned}\forall x,y,z \quad P(x \mid y, z) &= P(x \mid z) \\ &= P(x,y,z) / P(y, z) = P(x,z) / P(z)\end{aligned}$$

or, equivalently, if and only if

$$\forall x,y,z \quad P(x, y \mid z) = P(x \mid z) P(y \mid z)$$



# Probabilistic Inference

- Probabilistic inference: compute a desired probability from a probability model
  - Typically for a *query variable* given *evidence*
  - E.g.,  $P(\text{airport on time} \mid \text{no accidents}) = 0.90$
  - These represent the agent's *beliefs* given the evidence
- Probabilities change with new evidence:
  - $P(\text{airport on time} \mid \text{no accidents, 5 a.m.}) = 0.95$
  - $P(\text{airport on time} \mid \text{no accidents, 5 a.m., raining}) = 0.80$
  - Observing new evidence causes *beliefs to be updated*



# Inference by Enumeration

- General case:

- Evidence variables:  $E_1, \dots, E_k = e_1, \dots, e_k$
- Query\* variable:  $Q$
- Hidden variables:  $H_1, \dots, H_r$

}  $X_1, \dots, X_n$   
All variables

- We want:

$$P(Q \mid e_1, \dots, e_k)$$

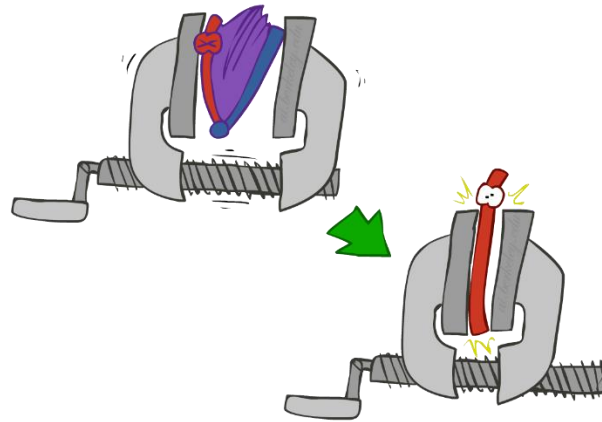
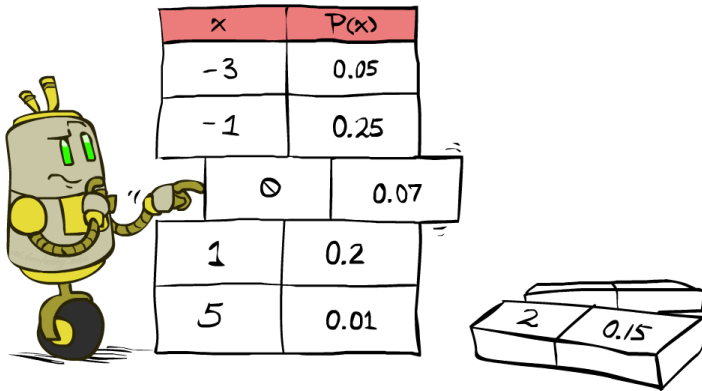
\* Works fine with multiple query variables, too

Probability model  $P(X_1, \dots, X_n)$  is given

- Step 1: Select the entries consistent with the evidence

- Step 2: Sum out H from model to get joint of Query and evidence

- Step 3: Normalize



$$P(Q \mid e_1, \dots, e_k) = \alpha P(Q, e_1, \dots, e_k)$$

$$P(Q, e_1, \dots, e_k) = \sum_{h_1, \dots, h_r} \underbrace{P(Q, h_1, \dots, h_r, e_1, \dots, e_k)}_{X_1, \dots, X_n}$$

# Inference by Enumeration

- $P(W)$ ?

Season	Temp	Weather	P
summer	hot	sun	0.35
summer	hot	rain	0.01
summer	hot	fog	0.01
summer	hot	meteor	0.00
summer	cold	sun	0.10
summer	cold	rain	0.05
summer	cold	fog	0.09
summer	cold	meteor	0.00
winter	hot	sun	0.10
winter	hot	rain	0.01
winter	hot	fog	0.02
winter	hot	meteor	0.00
winter	cold	sun	0.15
winter	cold	rain	0.20
winter	cold	fog	0.18
winter	cold	meteor	0.00



# Inference by Enumeration

- $P(W)$ ?
  - $= \sum_{S,T} P(W,S,T)$
  - $= \langle P(W=\text{sun}), P(W=\text{Rain}), P(W=\text{fog}), P(W=\text{meteor}) \rangle$

Season	Temp	Weather	P
summer	hot	sun	0.35
summer	hot	rain	0.01
summer	hot	fog	0.01
summer	hot	meteor	0.00
summer	cold	sun	0.10
summer	cold	rain	0.05
summer	cold	fog	0.09
summer	cold	meteor	0.00
winter	hot	sun	0.10
winter	hot	rain	0.01
winter	hot	fog	0.02
winter	hot	meteor	0.00
winter	cold	sun	0.15
winter	cold	rain	0.20
winter	cold	fog	0.18
winter	cold	meteor	0.00

# Inference by Enumeration

- $P(W)$ ?
  - $= \sum_{S,T} P(W,S,T)$
  - $= \langle P(W=\text{sun}), P(W=\text{Rain}), P(W=\text{fog}), P(W=\text{meteor}) \rangle$
- $P(W \mid \text{winter})$ ?
  - $= \sum_T P(W,T \mid S=\text{winter})$
  - $= \alpha \sum_T P(W,T,S=\text{winter})$

Season	Temp	Weather	P
summer	hot	sun	0.35
summer	hot	rain	0.01
summer	hot	fog	0.01
summer	hot	meteor	0.00
summer	cold	sun	0.10
summer	cold	rain	0.05
summer	cold	fog	0.09
summer	cold	meteor	0.00
winter	hot	sun	0.10
winter	hot	rain	0.01
winter	hot	fog	0.02
winter	hot	meteor	0.00
winter	cold	sun	0.15
winter	cold	rain	0.20
winter	cold	fog	0.18
winter	cold	meteor	0.00

# Inference by Enumeration

- $P(W)$ ?
  - $= \sum_{S,T} P(W,S,T)$
  - $= \langle P(W=\text{sun}), P(W=\text{Rain}), P(W=\text{fog}), P(W=\text{meteor}) \rangle$
- $P(W \mid \text{winter})$ ?
  - $= \sum_T P(W,T \mid S=\text{winter})$
  - $= \alpha \sum_T P(W,T,S=\text{winter})$
- $P(W \mid \text{winter, hot})$ ?
  - $= P(W \mid S=\text{winter}, T=\text{hot})$
  - $= \alpha P(W, S=\text{winter}, T=\text{hot})$

Season	Temp	Weather	P
summer	hot	sun	0.35
summer	hot	rain	0.01
summer	hot	fog	0.01
summer	hot	meteor	0.00
summer	cold	sun	0.10
summer	cold	rain	0.05
summer	cold	fog	0.09
summer	cold	meteor	0.00
winter	hot	sun	0.10
winter	hot	rain	0.01
winter	hot	fog	0.02
winter	hot	meteor	0.00
winter	cold	sun	0.15
winter	cold	rain	0.20
winter	cold	fog	0.18
winter	cold	meteor	0.00

# Inference by Enumeration

---

- Obvious problems:
  - Worst-case time complexity  $O(d^n)$
  - Space complexity  $O(d^n)$  to store the joint distribution
  - $O(d^n)$  data points to estimate the entries in the joint distribution