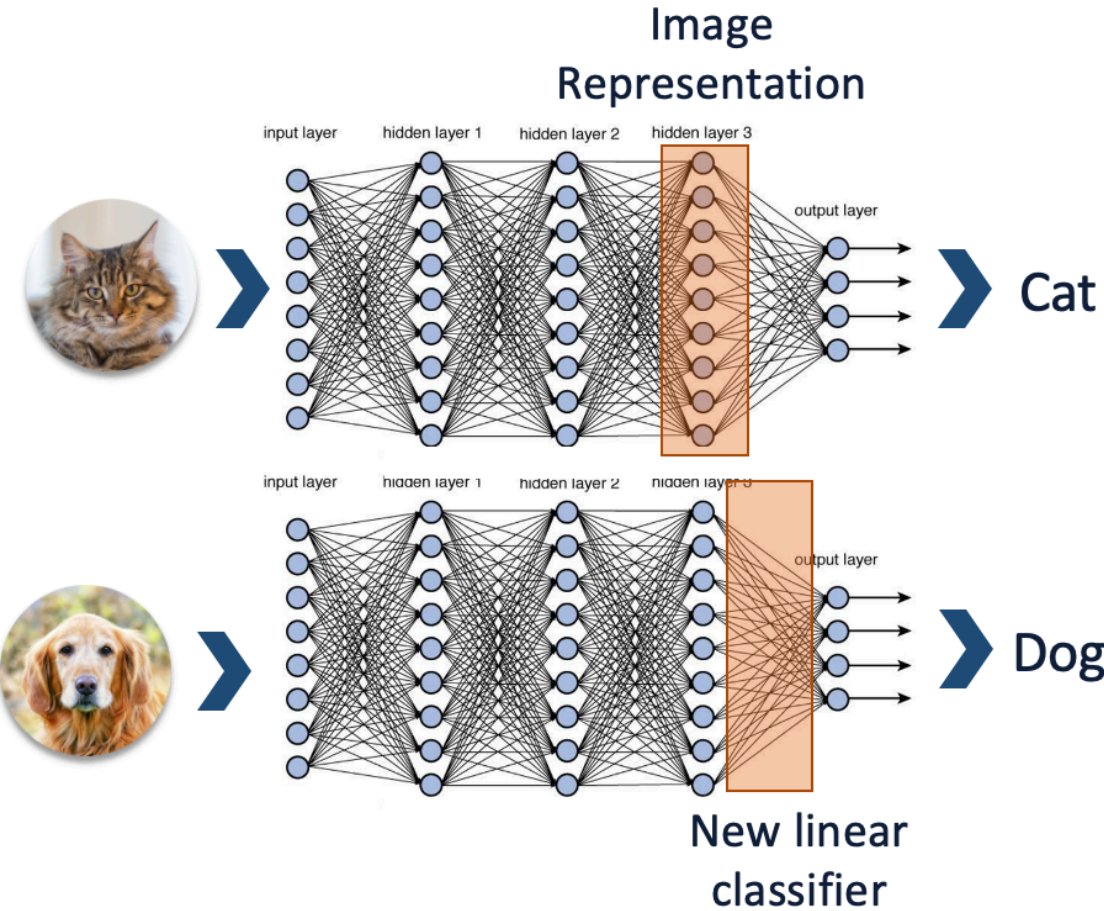


Representation Learning



Example in image representation



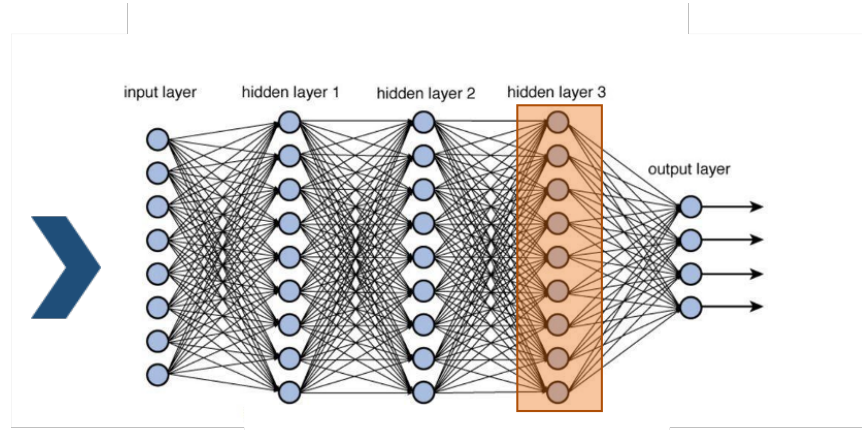

Train a neural network (ResNet) on ImageNet (1M data, 1000 classes)

Cat Representation (feature extractor):
The mapping from image to the second-to-the-last layer.

Dog Fix the representation, just re-train the last linear layer.

Example in image representation

Source tasks
(for training
representation):
ImageNet



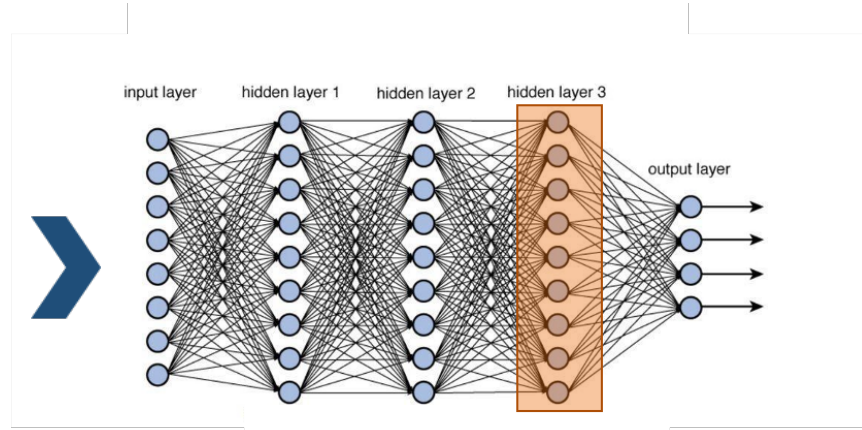

Target task:
Few-shot Learning
on VOC07 dataset
(20 classes, 1-8
examples per class)



- Without representation learning:
5% - 10% (random guess = 5%)
- With representation learning:
50% - 80%

Example in image representation

Source tasks
(for training
representation):
ImageNet



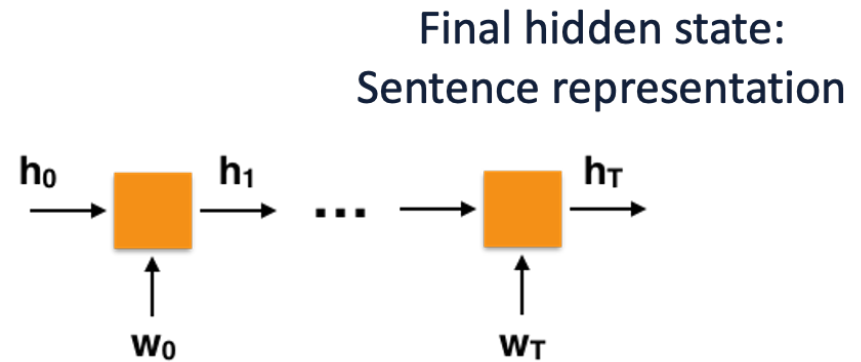
Target task:
Few-shot Learning
on VOC07 dataset
(20 classes, 1-8
examples per class)



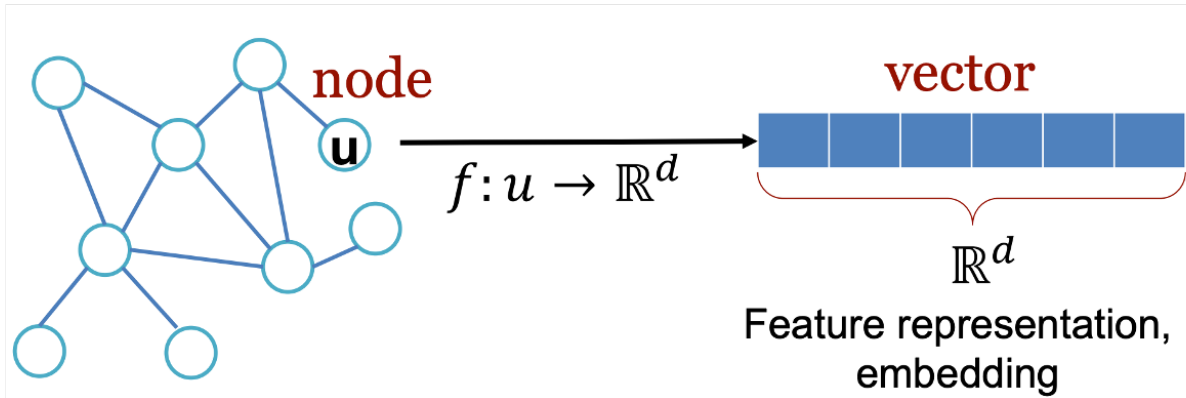
- Without representation learning:
5% - 10% (random guess = 5%)
- With representation learning:
50% - 80%

Examples

Natural
Language
Processing



Graph
Representation
Learning



Representation learning

- A function that maps the raw input to a compact representation (feature vector).
Learn an **embedding / feature / representation** from **labeled/unlabeled data**.
- Supervised:
 - Multi-task learning
 - Meta-learning
 - Multi-modal learning
 - ...
- Unsupervised:
 - PCA
 - ICA
 - Dictionary learning
 - Sparse coding
 - Boltzmann machine
 - Autoencoder
 - Contrastive learning
 - Self-supervised learning
 - ...

Desiderata for representations

Many possible answers here.

- **Downstream usability:** the learned features are “useful” for downstream tasks:
 - Example: a linear (or simple) classifier applied on the learned features only requires a small number of labeled samples. A classifier on raw inputs requires a large amount of data.
- **Interpretability:** the learned features are semantically meaningful, interpretable by a human, can be easily evaluated.
 - Not well-defined mathematically.
 - **Sparsity** is an important subcase.

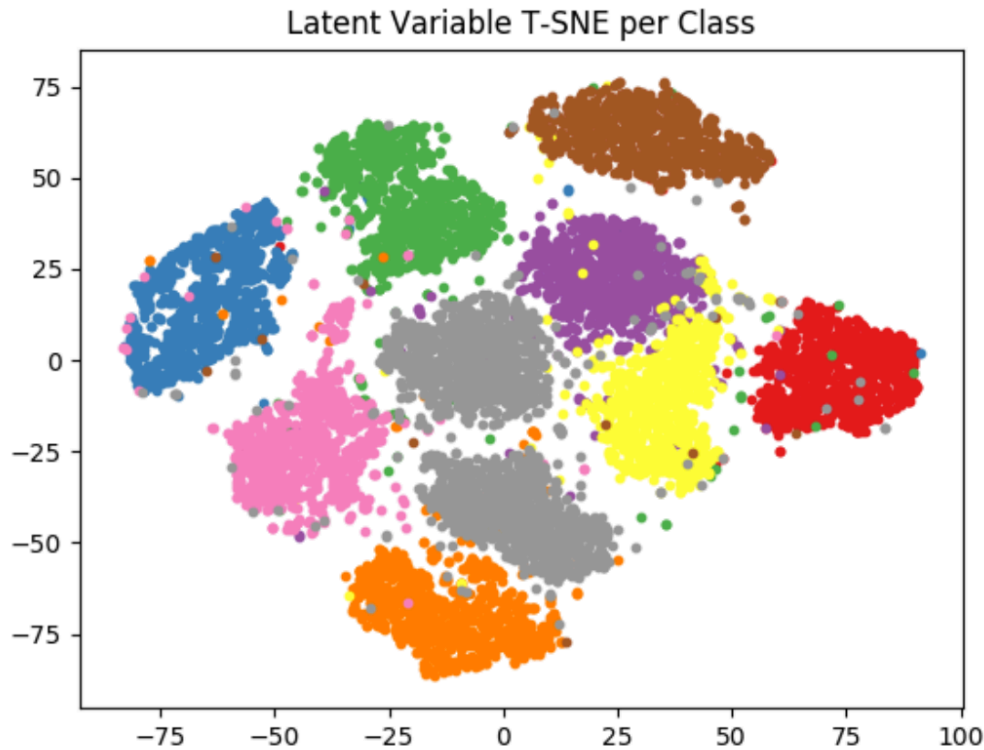
Desiderata for representations

From Bengio, Courville, Vincent '14:

- **Hierarchy / compositionality:** video/image/text are expected to have hierarchical structure: need *deep* learning.
- **Semantic clusterability:** features of the same “semantic class” (e.g. images in the same class) are clustered together.
- **Linear interpolation:** in the representation space, linear interpolations produce meaningful data points (latent space is convex). Also called *manifold flattening*.
- **Disentanglement:** features capture “independent factors of variation” of data. A popular principle in modern unsupervised learning.

Semantic clustering

Semantic clusterability: features of the same “semantic class” (e.g. images in the same class) are clustered together.

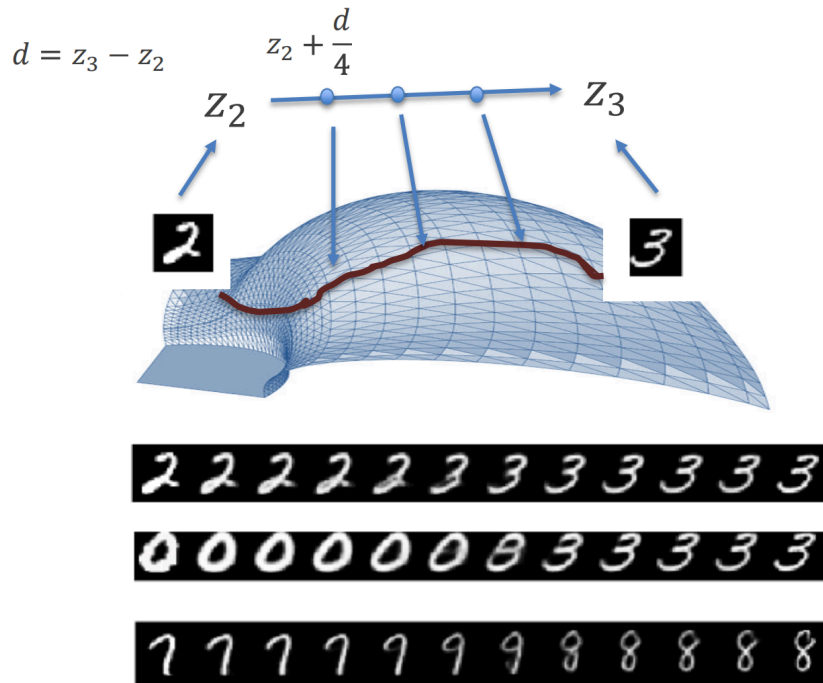


Intuition: If semantic classes are linearly separable, and labels on downstream tasks depend linearly on semantic classes: we only need to learn a simple classifier.

t-SNE projection (a data visualization method) of VAE-learned features of 10 MNIST classes.

Linear interpolation

Linear interpolation: in the representation space, linear interpolations produce meaningful data points (latent space is convex).



Intuition: the data lies on a manifold which is complicated/curved.

The latent variable manifold is a convex set: moving in straight lines is still on it.

Interpolations for a VAE trained feature on MNIST.

Linear interpolation

Linear interpolation: in the representation space, linear interpolations produce meaningful data points (latent space is convex).



Interpolations for a BigGAN image.

Disentanglement

Disentanglement: features capture “independent factors of variation” of data (Bengio, Courville, Vincent '14).

- Very popular in modern unsupervised learning.
- Strong connections with generative models: $p_{\theta}(z) = \prod_i p_{\theta}(z_i)$.

(a) Skin colour



(b) Age/gender



(c) Image saturation



Figure 4: **Latent factors learnt by β -VAE on celebA:** traversal of individual latents demonstrates that β -VAE discovered in an unsupervised manner factors that encode skin colour, transition from an elderly male to younger female, and image saturation.

Representation Learning Methods

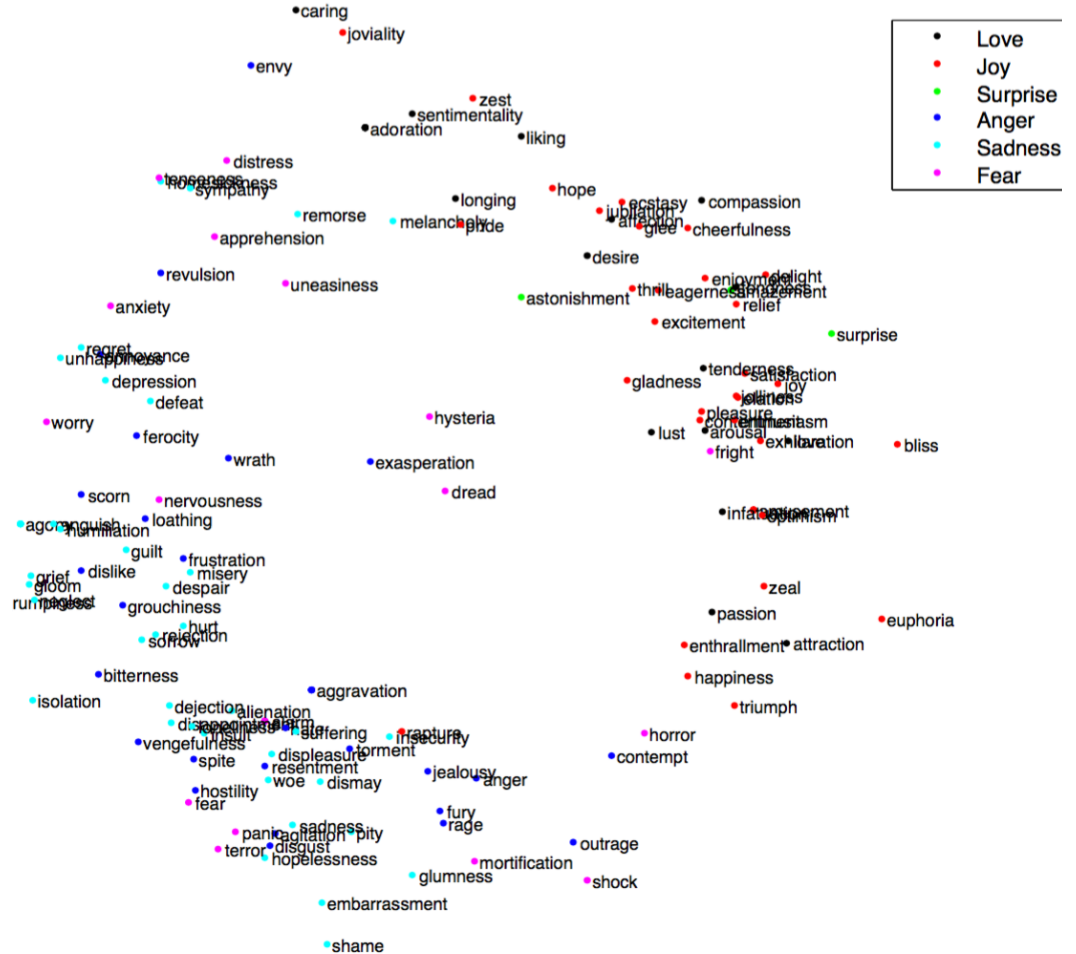


Word embeddings, word2vec

Can we **embed words** into a latent space?

This embedding came from directly querying for relationships.

word2vec is a popular unsupervised learning approach that just uses a text corpus (e.g. [nytimes.com](https://www.nytimes.com))



Word embeddings, word2vec

Source Text

The quick brown fox jumps over the lazy dog. →

The quick brown fox jumps over the lazy dog. →

The quick brown fox jumps over the lazy dog. →

The quick brown fox jumps over the lazy dog. →

Training Samples

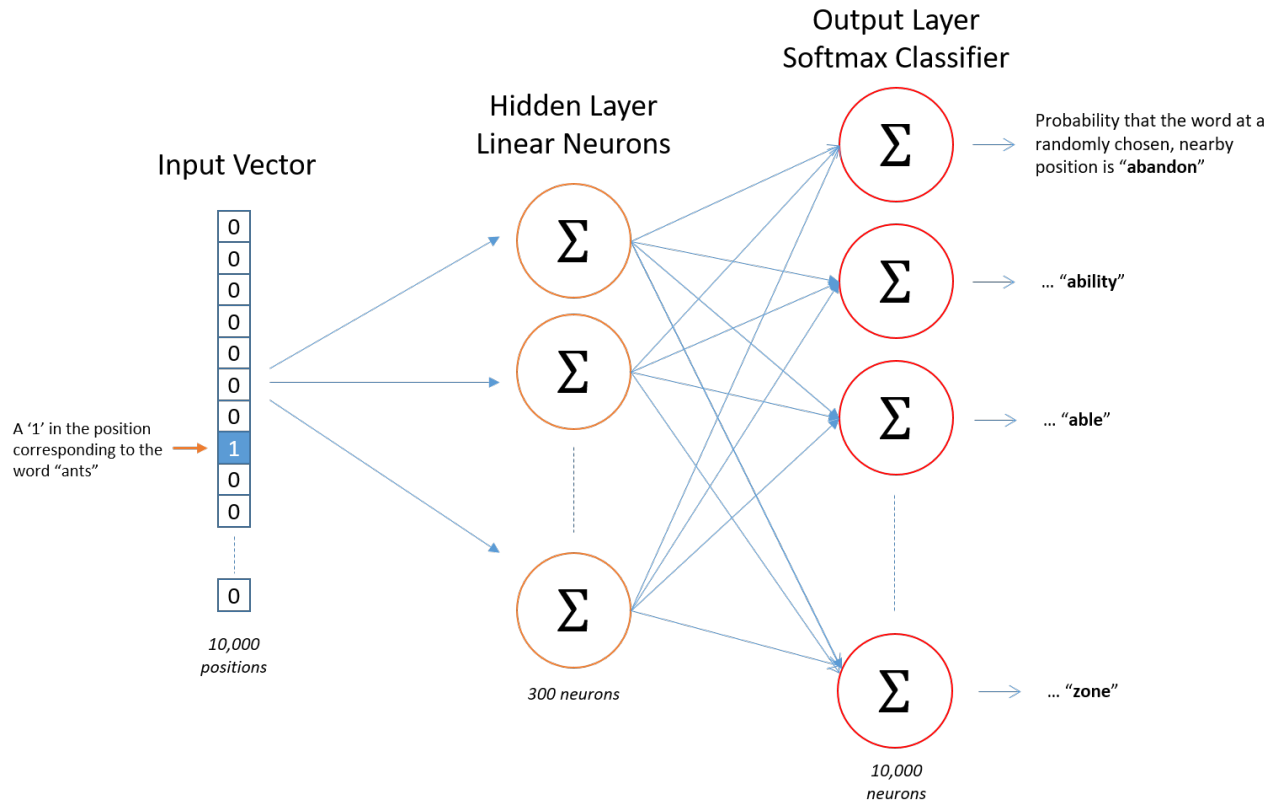
(the, quick)
(the, brown)

(quick, the)
(quick, brown)
(quick, fox)

(brown, the)
(brown, quick)
(brown, fox)
(brown, jumps)

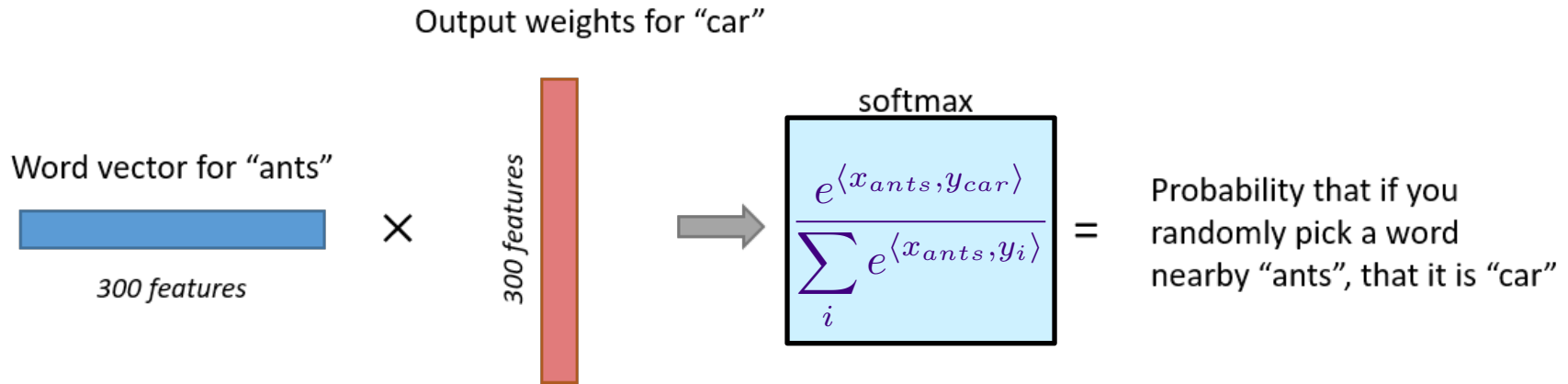
(fox, quick)
(fox, brown)
(fox, jumps)
(fox, over)

Word embeddings, word2vec



Training neural network to predict co-occurring words. Use first layer weights as embedding, throw out output layer

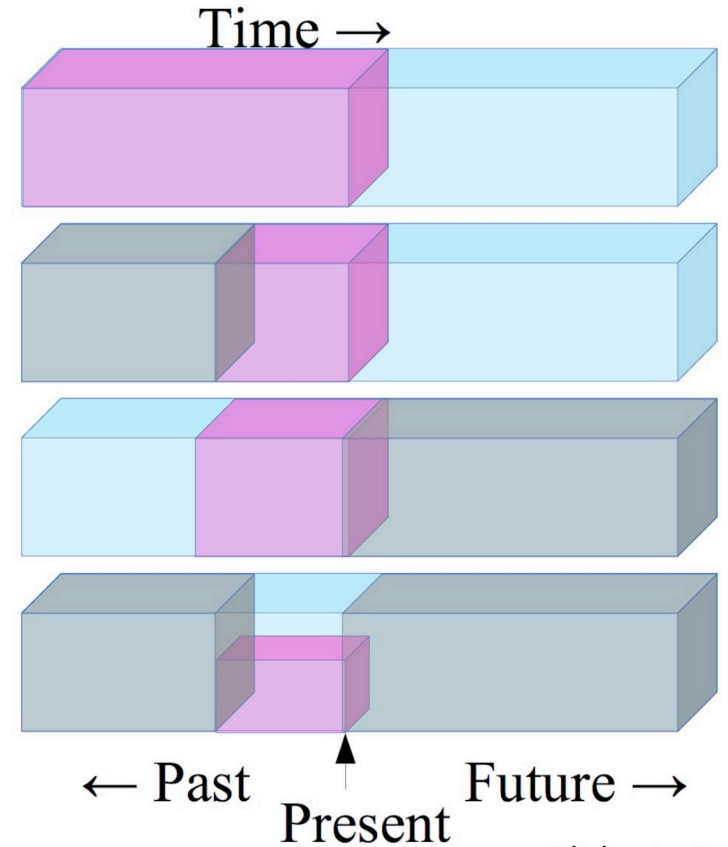
Word embeddings, word2vec



Training neural network to predict co-occurring words. Use first layer weights as embedding, throw out output layer

Self-supervised learning

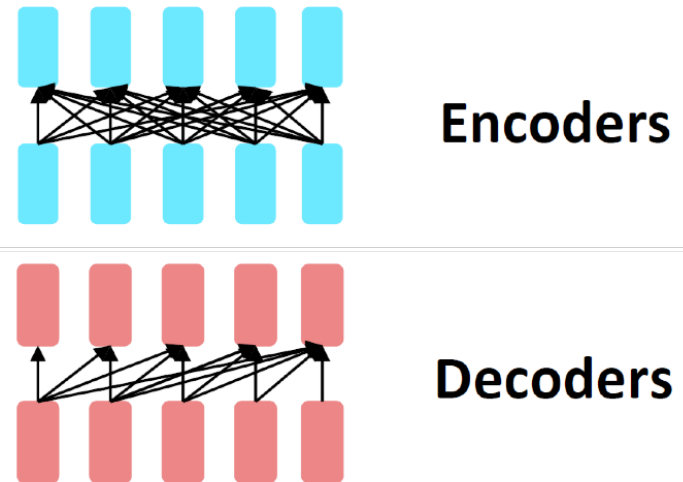
- ▶ Predict any part of the input from any other part.
- ▶ Predict the **future** from the **past**.
- ▶ Predict the **future** from the **recent past**.
- ▶ Predict the **past** from the **present**.
- ▶ Predict the **top** from the **bottom**.
- ▶ Predict the **occluded** from the **visible**
- ▶ **Pretend there is a part of the input you don't know and predict that.**



Slide: LeCun

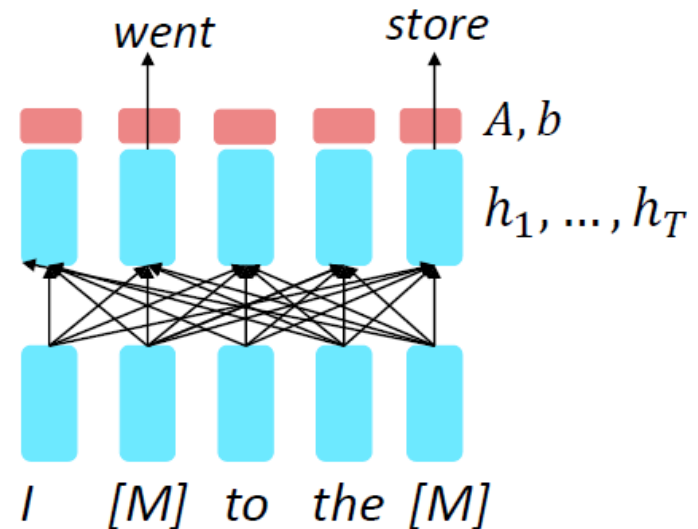
Transformer Pretraining

- Collect a large amount of corpus (wiki) and pretrain a large transformer
- For down-stream tasks, fine-tune the pretrained model
 - Or use the pretrained model to extract features
- How to pretrain a transformer on texts?
 - Pretrain an encoder
 - bi-directional
 - Pretrain a decoder
 - auto-regressive



Pre-training Transformer Encoder

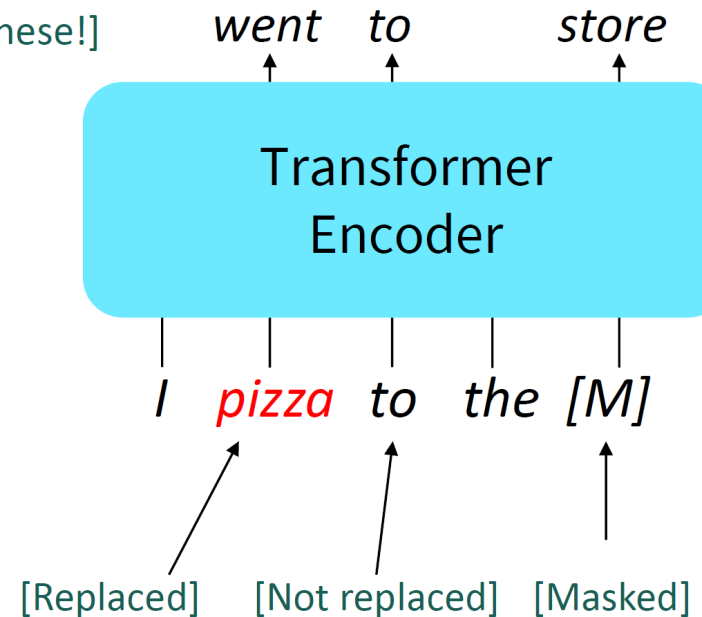
- Pre-training a bi-directional encoder
 - Cannot directly adopt language modeling
 - **Idea:** word prediction given contexts (similar to word2vec)
- Masked language model
 - Randomly “masked out” some words
 - Run full transformer encoder
 - Predict the words at masked positions
- Designed for feature extraction
 - Suitable for down-stream tasks



Pre-training Transformer Encoder

- **BERT:** Pre-training of Deep Bidirectional Transformers
- Devlin et al., Google, 2018
 - BERT-base: 12 layers, 110M params
 - BERT-large: 24 layers, 340M params
 - Training on 64 TPUs in 4 days
 - Fine-tuning can be done in a single GPU
- Masked language model
 - Masked out input words 80% of the time
 - Replace 10% words with random tokens
 - 10% words remain unchanged
 - Predict 15% of word tokens

[Predict these!]



Pre-training Transformer Encoder

- **BERT:** Pre-training of Deep Bidirectional Transformers

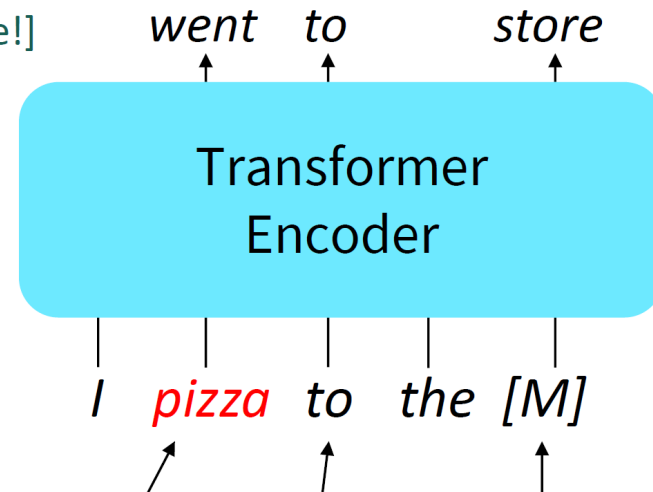
- Devlin et al., Google, 2018

- BERT-base: 12 layers, 110M params
- BERT-large: 24 layers, 340M params
- Training on 64 TPUs in 4 days
- Fine-tuning can be done in a single GPU

- Masked language model

- Masked out input words 80% of the time
- Replace 10% words with random tokens
- 10% words remain unchanged

[Predict these!]



System	MNLI-(m/mm) 392k	QQP 363k	QNLI 108k	SST-2 67k	CoLA 8.5k	STS-B 5.7k	MRPC 3.5k	RTE 2.5k	Average
Pre-OpenAI SOTA	80.6/80.1	66.1	82.3	93.2	35.0	81.0	86.0	61.7	74.0
BiLSTM+ELMo+Attn	76.4/76.1	64.8	79.8	90.4	36.0	73.3	84.9	56.8	71.0
OpenAI GPT	82.1/81.4	70.3	87.4	91.3	45.4	80.0	82.3	56.0	75.1
BERT _{BASE}	84.6/83.4	71.2	90.5	93.5	52.1	85.8	88.9	66.4	79.6
BERT _{LARGE}	86.7/85.9	72.1	92.7	94.9	60.5	86.5	89.3	70.1	82.1

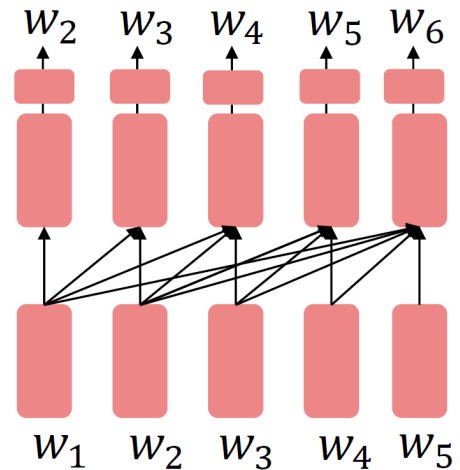
Pre-training Transformer Encoder

- **BERT**: Pre-training of Deep Bidirectional Transformers
- **RoBERTa**: A robustly optimized BERT Pretraining approach
 - Facebook AI and UW, '19
 - More compute, data, and improved objective

Model	data	bsz	steps	SQuAD (v1.1/2.0)	MNLI-m	SST-2
RoBERTa						
with BOOKS + WIKI	16GB	8K	100K	93.6/87.3	89.0	95.3
+ additional data (§3.2)	160GB	8K	100K	94.0/87.7	89.3	95.6
+ pretrain longer	160GB	8K	300K	94.4/88.7	90.0	96.1
+ pretrain even longer	160GB	8K	500K	94.6/89.4	90.2	96.4
BERT _{LARGE}						
with BOOKS + WIKI	13GB	256	1M	90.9/81.8	86.6	93.7

Pre-training Decoder

- Decoder Pretraining
 - Just train a language model over corpus.
 - Good for generative task (e.g., text generation)
- Generative Pretrained Transformer (GPT, Open AI '18)
 - 120 layers transformer, 7680d hidden, 3072-d MLP
 - Data: BooksCropus (>7k books)
- GPT-2 (Radford et al., OpenAI '19)
 - 1.5B parameters, 40GB internet texts
- GPT-3 (OpenAI '20)
 - Language models are few-shot learners
 - 175B parameters
- Also Image GPT (OpenAI '20)



Pre-training Decoder

- GPT-3 (OpenAI '20)
 - You may not need to fine-tune the model parameters for downstream tasks.
 - New paradigm: prompt learning

Few-shot

In addition to the task description, the model sees a few examples of the task. No gradient updates are performed.

1	Translate English to French:	← task description
2	sea otter => loutre de mer	← examples
3	peppermint => menthe poivrée	
4	plush girafe => girafe peluche	
5	cheese =>	← prompt

Code: `px.line(df.query("continent == 'Europe' and country == 'France'"), x='year', y='gdpPerCap', color='country', log_y=False, log_x=False)`

Description: Actually, replace GDP with population

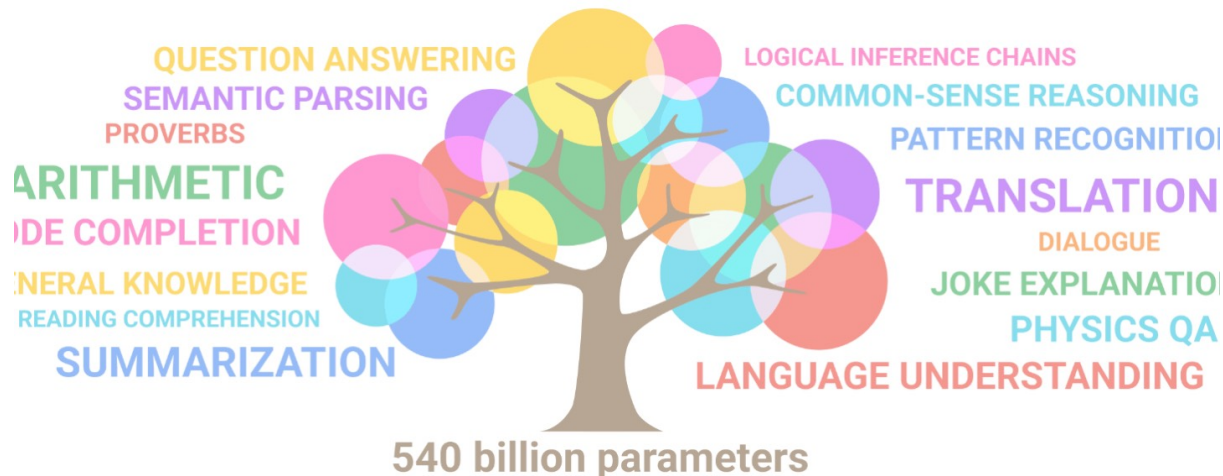
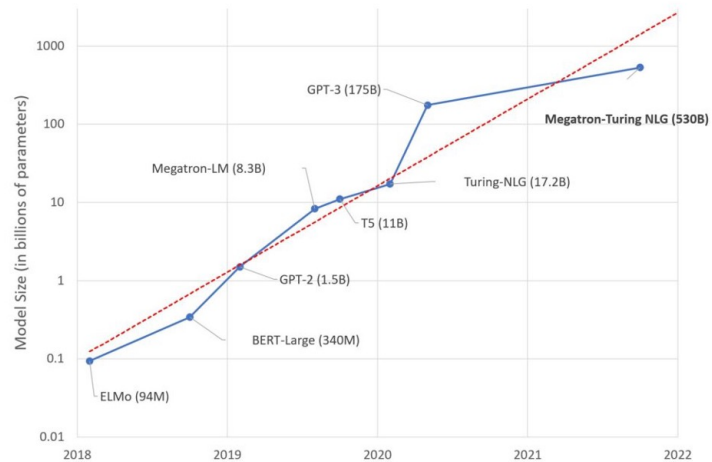
Code: `px.line(df.query("continent == 'Europe' and country == 'France'"), x='year', y='pop', color='country', log_y=False, log_x=False)`

Description: Put y-axis on log scale

Code: `px.line(df.query("continent == 'Europe' and country == 'France'"), x='year', y='pop', color='country', log_y=True, log_x=False)`

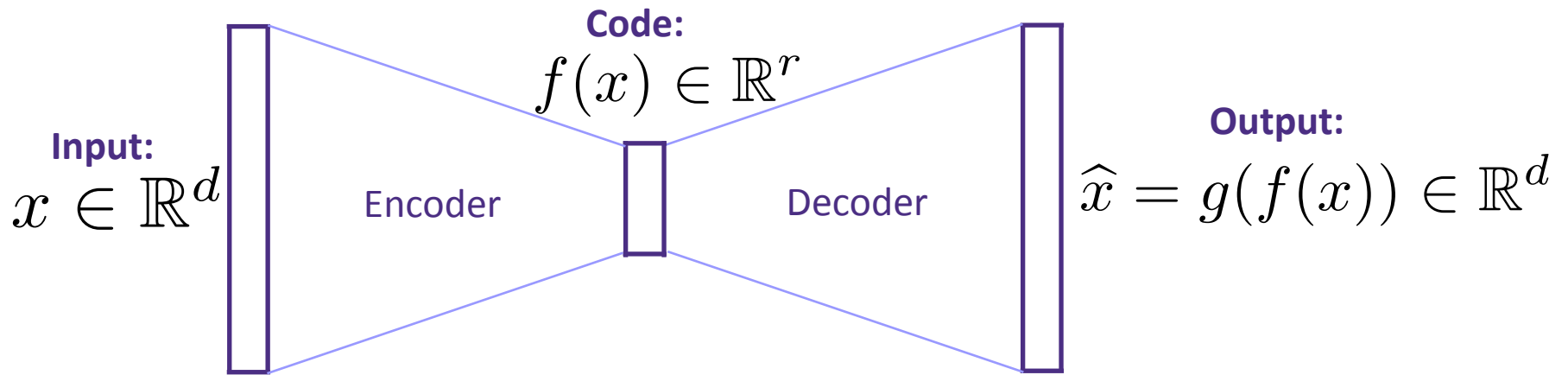
Pre-training Decoder

- A big ongoing race on training large language models
 - Megatron-Turing NLG (530B, Microsoft, '22)
 - Pathways Language Model (540B, Google, '22)



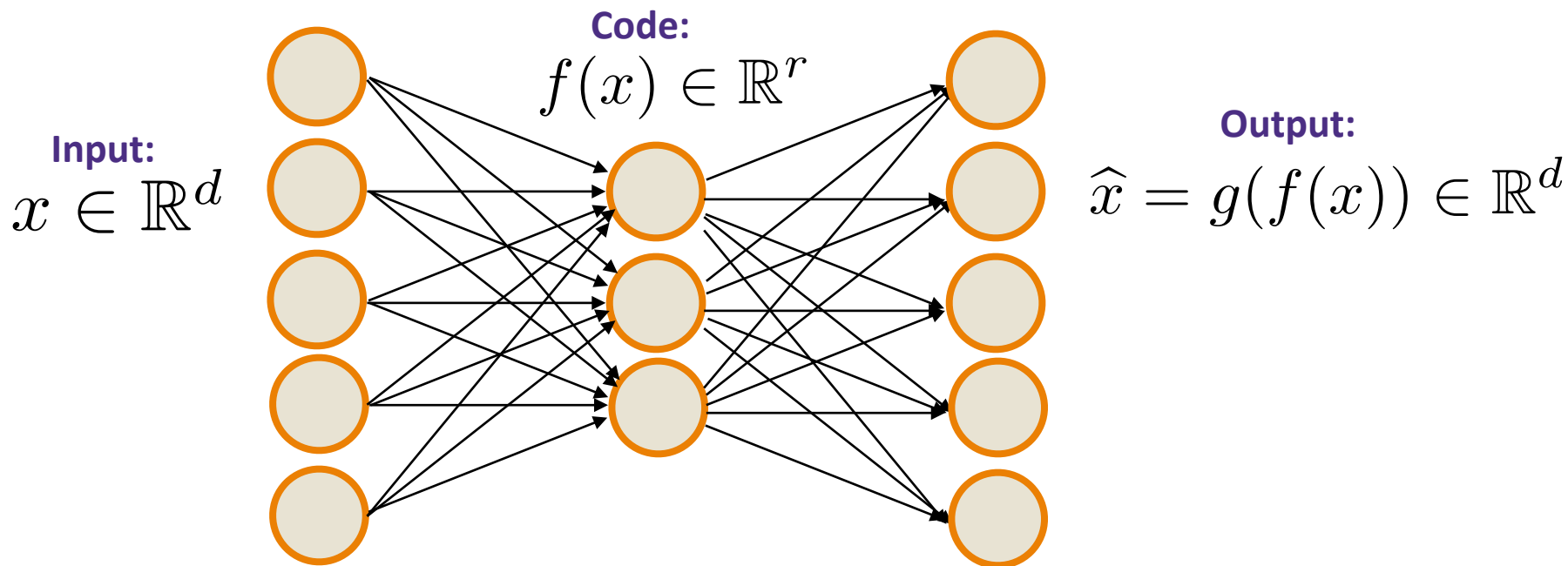
Autoencoders

Find a low dimensional representation for your data by predicting your data



$$\underset{f, g}{\text{minimize}} \sum_{i=1}^n \|x_i - g(f(x_i))\|_2^2$$

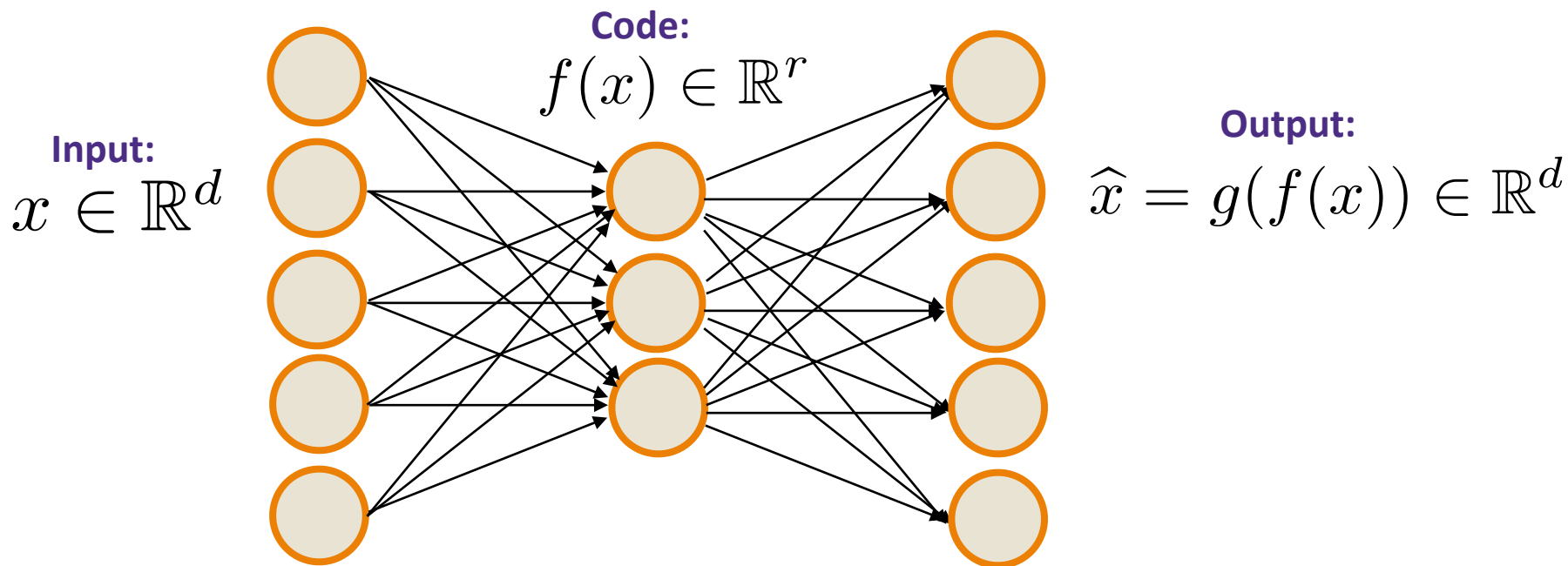
Autoencoders



$$\underset{f, g}{\text{minimize}} \sum_{i=1}^n \|x_i - g(f(x_i))\|_2^2$$

What if $f(X) = Ax$ and $g(y) = By$?

Autoencoders

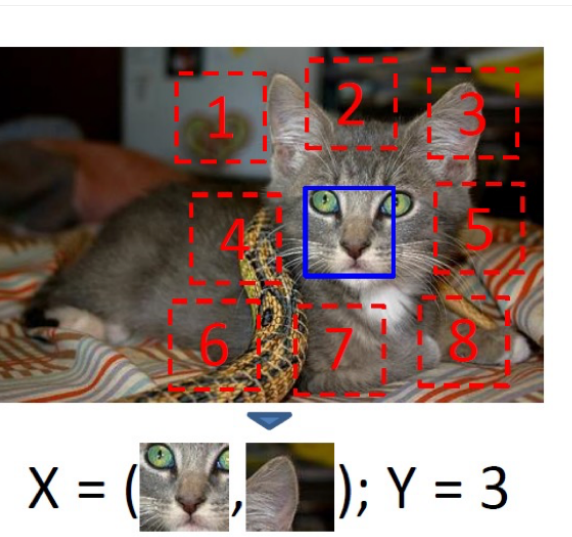


$$\underset{f, g}{\text{minimize}} \sum_{i=1}^n \|x_i - g(f(x_i))\|_2^2$$

What if $f(X) = Ax$ and $g(y) = By$?

Self-supervised learning in computer vision


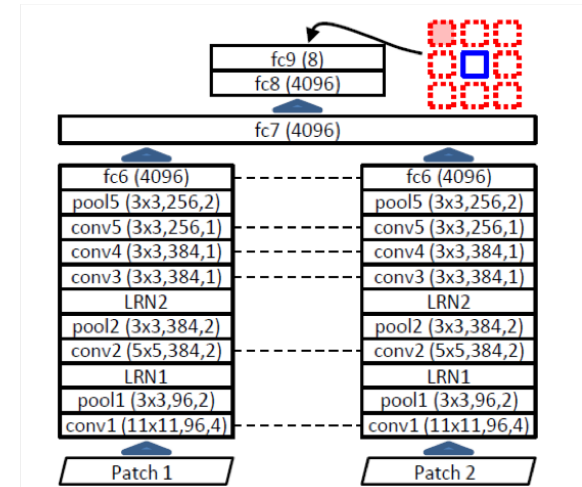
Context Prediction (Pathak et al., '15)



Question 1: Question 2:

Figure 1. Our task for learning patch representations involves randomly sampling a patch (blue) and then one of eight possible neighbors (red). Can you guess the spatial configuration for the two pairs of patches? Note that the task is much easier once you have recognized the object!

Answer key: Q1: Bottom right Q2: Top center



Self-supervised learning in computer vision

- **Feature learning by Inpainting** (Pathak et al., '16)
 - The most obvious analogue to word embeddings: predict parts of image from the remainder of image

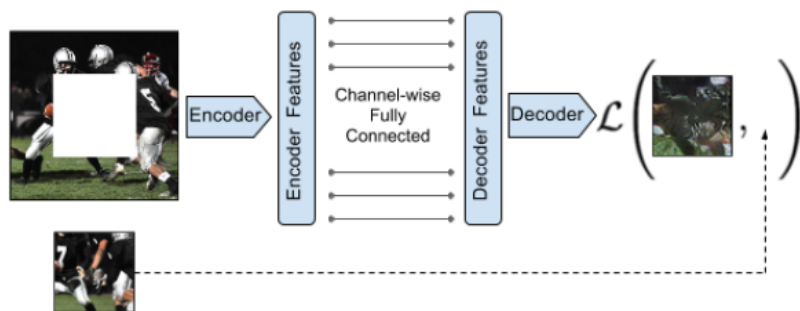


Figure 2: Context Encoder. The context image is passed through the encoder to obtain features which are connected to the decoder using channel-wise fully-connected layer as described in Section 3.1. The decoder then produces the missing regions in the image.

Architectures:

An encoder takes a part of an image, constructs a representation.

A decoder takes the representation, tries to reconstruct the missing part.

Trickier than NLP:

1. Meaningful losses for vision are more difficult to design.
2. Choice of region to mask out is important

Self-supervised learning in computer vision

- Feature learning by Inpainting (Pathak et al., '16)





Figure 3: An example of image x with our different region masks \hat{M} applied, as described in Section 3.3.

Fixed region vs. random square block vs. random region

Self-supervised learning in computer vision

- Image Colorization (Zhang et al. '16)



Self-supervised learning in computer vision

- Rotation Prediction (Gidaris et al., '18)



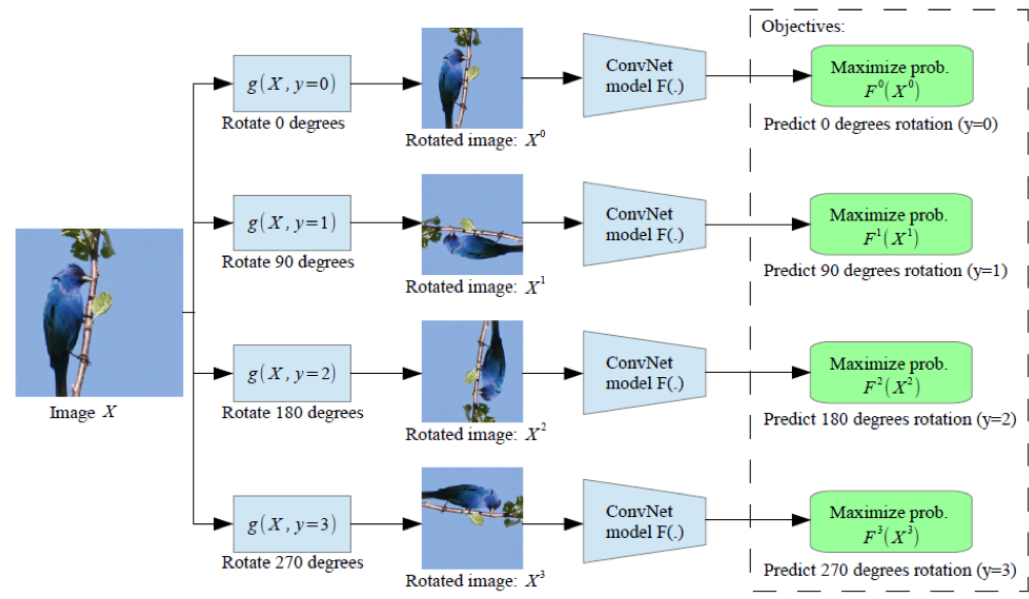


Figure 1: Images rotated by random multiples of 90 degrees (e.g., 0, 90, 180, or 270 degrees). The core intuition of our self-supervised feature learning approach is that if someone is not aware of the concepts of the objects depicted in the images, he cannot recognize the rotation that was applied to them.



(a) Attention maps of supervised model (b) Attention maps of our self-supervised model



Contrastive learning

Idea: if features are “semantically” relevant, a “distortion” of an image should produce similar features.

Framework:

- For every training sample, produce multiple *augmented* samples by applying various transformations.
- Train an encoder E to predict whether two samples are augmentations of the same base sample.
- A common way is train $\langle E(x), E(x') \rangle$ big if x, x' are two augmentations of the same sample:

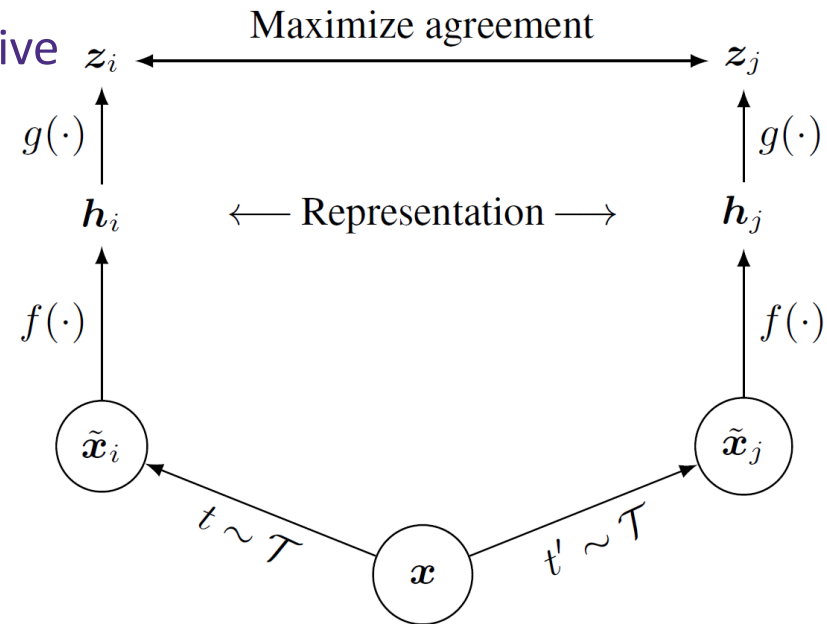
$$\ell_{x,x'} = -\log \left(\frac{\exp(\tau \langle E(x), E(x') \rangle)}{\sum_{\tilde{x}} \exp(\tau \langle E(x), E(\tilde{x}) \rangle)} \right)$$

min $\sum_{x,x' \text{ augments of each other}} \ell_{x,x'}$

Contrastive learning

Contrastive Predictive Coding (Van den Oord et al., '18)

- SimCLR (Chen et al. '20)
 - A simple framework for contrastive learning of visual representations
 - Predefine a set of transformations
 - For a data, sample two transformations
 - Maximum agreement on representations
 - No negative pairs explicitly
 - Non-paired data in the batch are negative




Contrastive learning

Contrastive Predictive Coding (Van den Oord et al., '18)

- SimCLR (Chen et al. '20)

Algorithm 1 SimCLR's main learning algorithm.

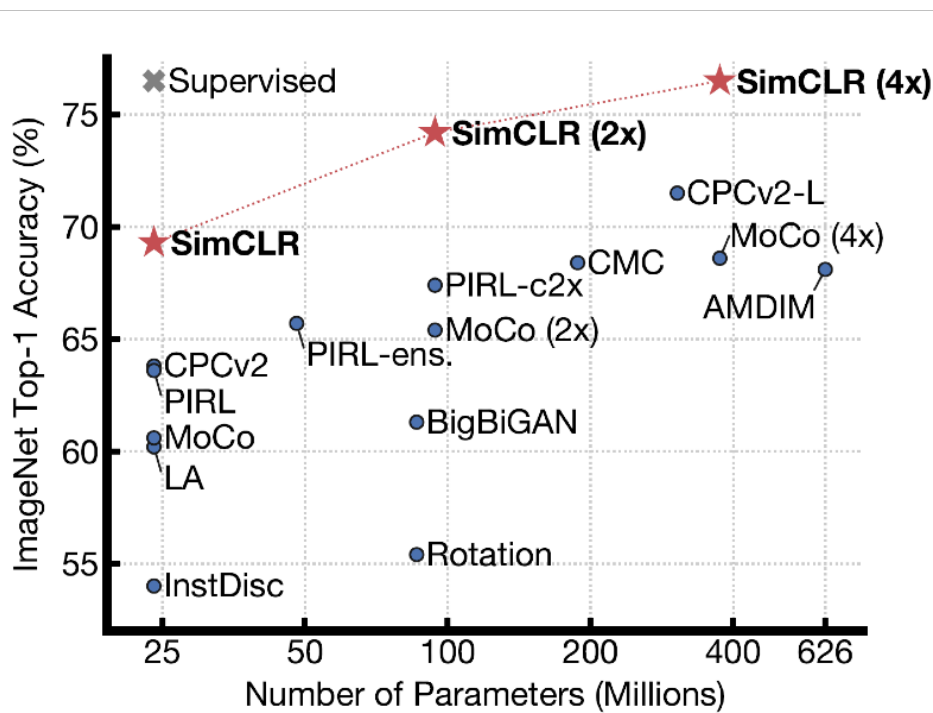
```
input: batch size  $N$ , constant  $\tau$ , structure of  $f, g, \mathcal{T}$ .  
for sampled minibatch  $\{\mathbf{x}_k\}_{k=1}^N$  do  
  for all  $k \in \{1, \dots, N\}$  do  
    draw two augmentation functions  $t \sim \mathcal{T}, t' \sim \mathcal{T}$   
    # the first augmentation  
     $\tilde{\mathbf{x}}_{2k-1} = t(\mathbf{x}_k)$   
     $\mathbf{h}_{2k-1} = f(\tilde{\mathbf{x}}_{2k-1})$  # representation  
     $\mathbf{z}_{2k-1} = g(\mathbf{h}_{2k-1})$  # projection  
    # the second augmentation  
     $\tilde{\mathbf{x}}_{2k} = t'(\mathbf{x}_k)$   
     $\mathbf{h}_{2k} = f(\tilde{\mathbf{x}}_{2k})$  # representation  
     $\mathbf{z}_{2k} = g(\mathbf{h}_{2k})$  # projection  
  end for  
  for all  $i \in \{1, \dots, 2N\}$  and  $j \in \{1, \dots, 2N\}$  do  
     $s_{i,j} = \mathbf{z}_i^\top \mathbf{z}_j / (\|\mathbf{z}_i\| \|\mathbf{z}_j\|)$  # pairwise similarity  
  end for  
  define  $\ell(i, j)$  as  $\ell(i, j) = -\log \frac{\exp(s_{i,j}/\tau)}{\sum_{k=1}^{2N} \mathbb{1}_{[k \neq i]} \exp(s_{i,k}/\tau)}$   
   $\mathcal{L} = \frac{1}{2N} \sum_{k=1}^N [\ell(2k-1, 2k) + \ell(2k, 2k-1)]$   
  update networks  $f$  and  $g$  to minimize  $\mathcal{L}$   
end for  
return encoder network  $f(\cdot)$ , and throw away  $g(\cdot)$ 
```



Contrastive learning

Contrastive Predictive Coding (Van den Oord et al., '18)

- SimCLR (Chen et al. '20)



Method	Architecture	Label fraction	
		1%	10%
Supervised baseline	ResNet-50	48.4	80.4
<i>Methods using other label-propagation:</i>			
Pseudo-label	ResNet-50	51.6	82.4
VAT+Entropy Min.	ResNet-50	47.0	83.4
UDA (w. RandAug)	ResNet-50	-	88.5
FixMatch (w. RandAug)	ResNet-50	-	89.1
S4L (Rot+VAT+En. M.)	ResNet-50 (4x)	-	91.2
<i>Methods using representation learning only:</i>			
InstDisc	ResNet-50	39.2	77.4
BigBiGAN	RevNet-50 (4x)	55.2	78.8
PIRL	ResNet-50	57.2	83.8
CPC v2	ResNet-161(*)	77.9	91.2
SimCLR (ours)	ResNet-50	75.5	87.8
SimCLR (ours)	ResNet-50 (2x)	83.0	91.2
SimCLR (ours)	ResNet-50 (4x)	85.8	92.6

Table 7. ImageNet accuracy of models trained with few labels.