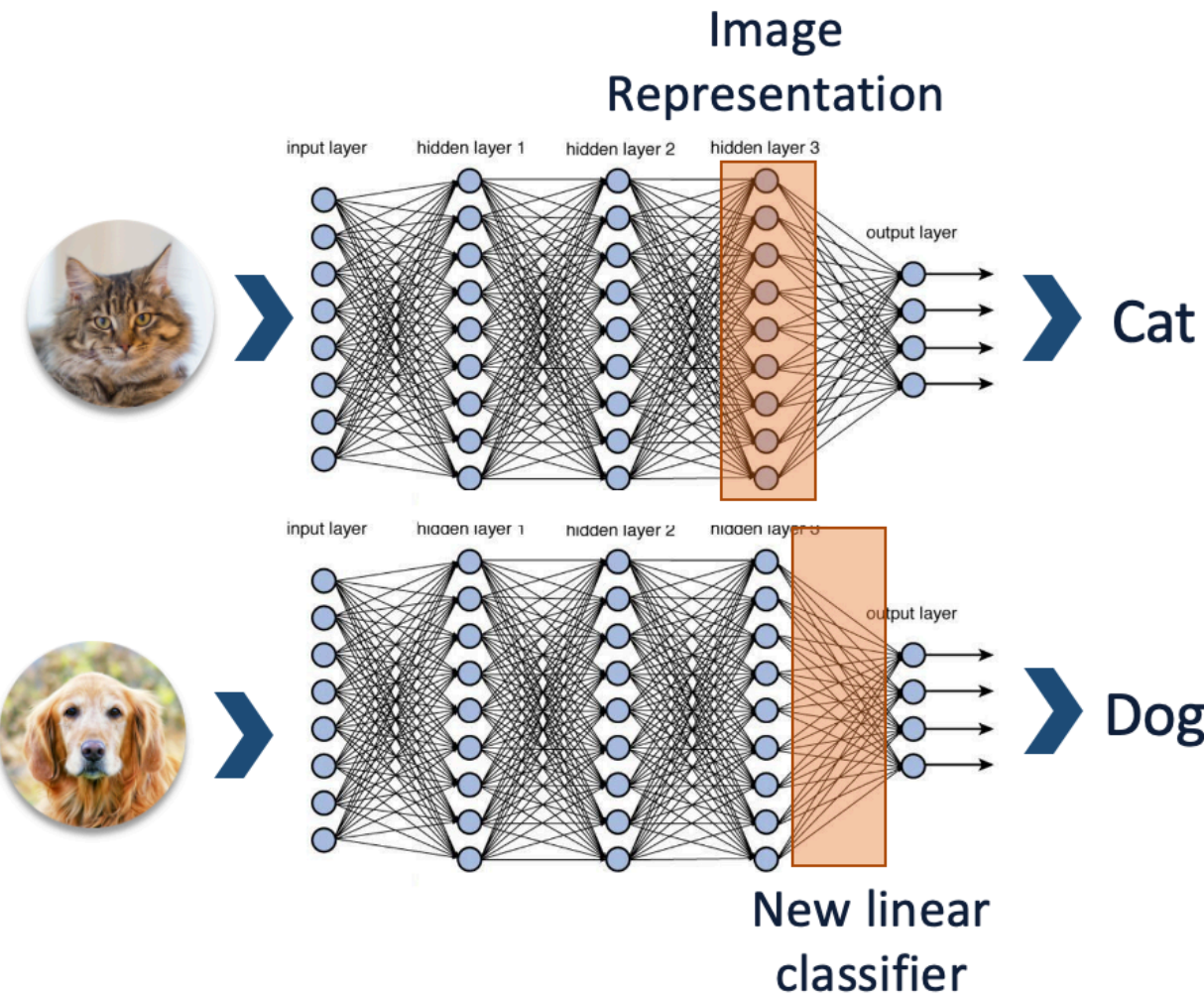


Representation Learning

Pre-training

W

Example in image representation



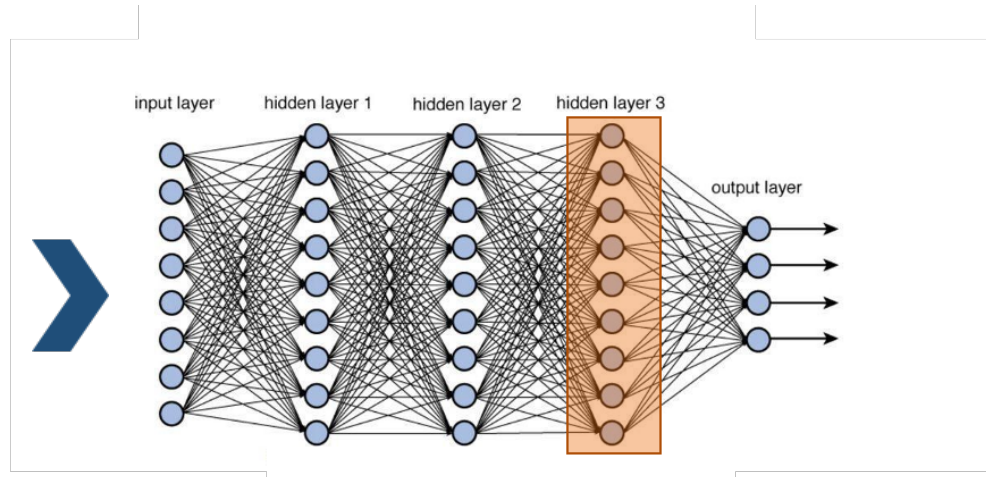

Train a neural network (ResNet) on ImageNet (1M data, 1000 classes)

Representation (feature extractor):
The mapping from image to the second-to-the-last layer.

Dog Fix the representation, just re-train the last linear layer.

Example in image representation

Source tasks
(for training representation):
ImageNet



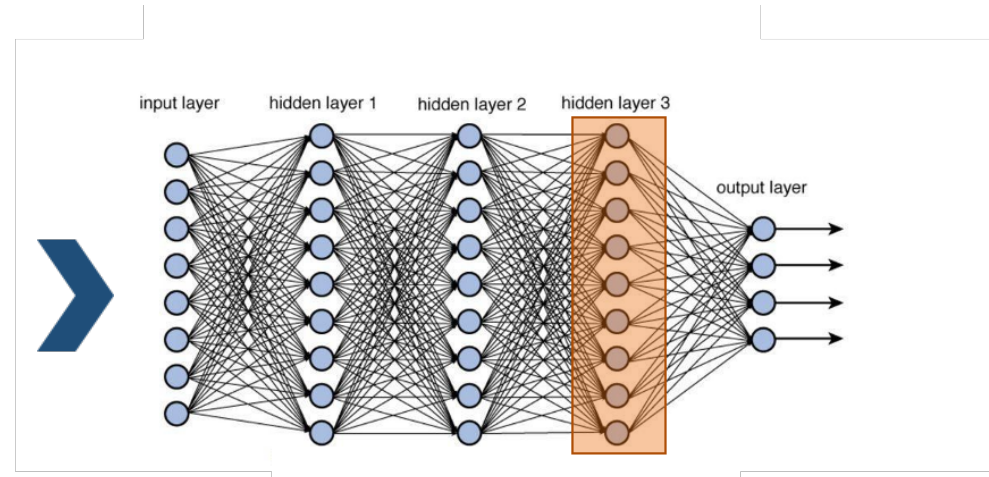

Target task:
Few-shot Learning
on VOC07 dataset
(20 classes, 1-8
examples per class)



- Without representation learning:
5% - 10% (random guess = 5%)
- With representation learning:
50% - 80%

Example in image representation

Source tasks
(for training representation):
ImageNet



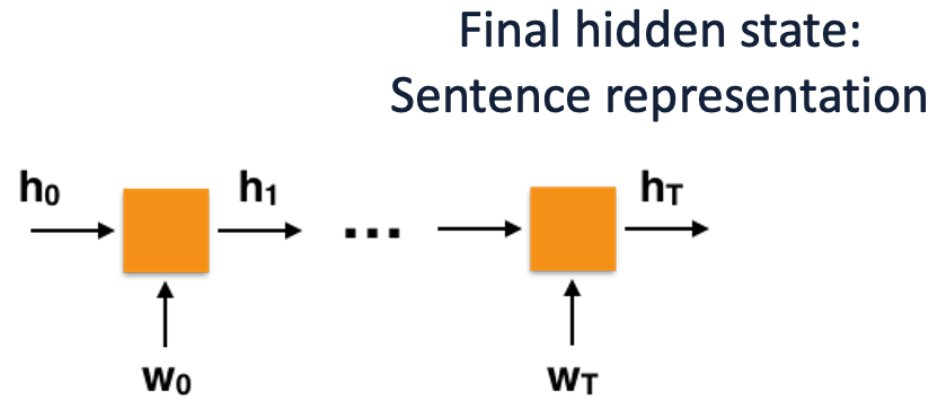
Target task:
Few-shot Learning
on VOC07 dataset
(20 classes, 1-8
examples per class)



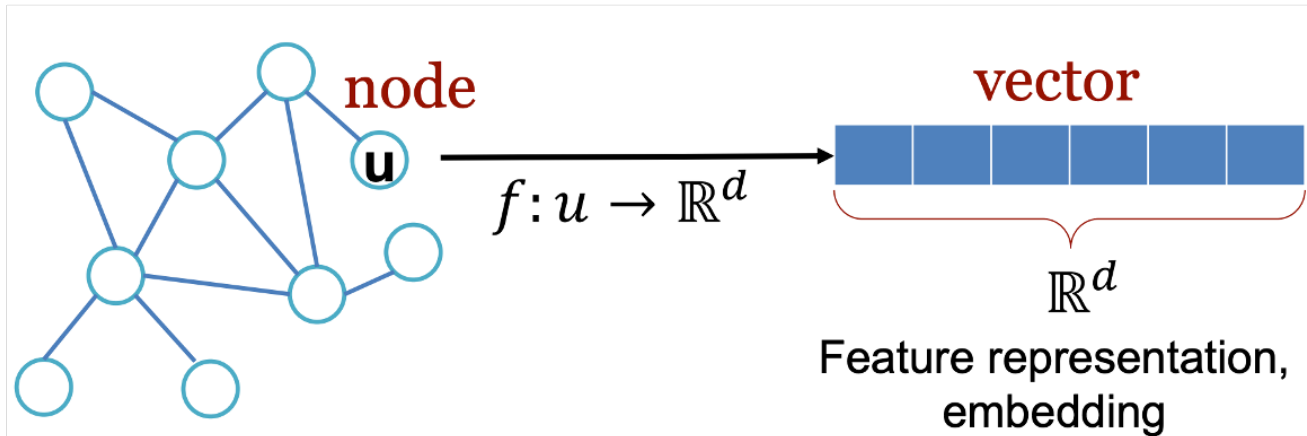
- Without representation learning:
5% - 10% (random guess = 5%)
- With representation learning:
50% - 80%

Examples

Natural
Language
Processing



Graph
Representation
Learning



Representation learning

- A function that maps the raw input to a compact representation (feature vector).
Learn an **embedding / feature / representation** from **labeled/unlabeled data**.
- Supervised:
 - Multi-task learning
 - Meta-learning
 - Multi-modal learning
 - ...
- Unsupervised:
 - PCA
 - ICA
 - Dictionary learning
 - Sparse coding
 - Boltzmann machine
 - Autoencoder
 - Contrastive learning
 - Self-supervised learning
 - ...

Desiderata for representations

Many possible answers here.

- **Downstream usability:** the learned features are “useful” for downstream tasks:
 - Example: a linear (or simple) classifier applied on the learned features only requires a small number of labeled samples. A classifier on raw inputs requires a large amount of data.
- **Interpretability:** the learned features are semantically meaningful, interpretable by a human, can be easily evaluated.
 - Not well-defined mathematically.
 - **Sparsity** is an important subcase.

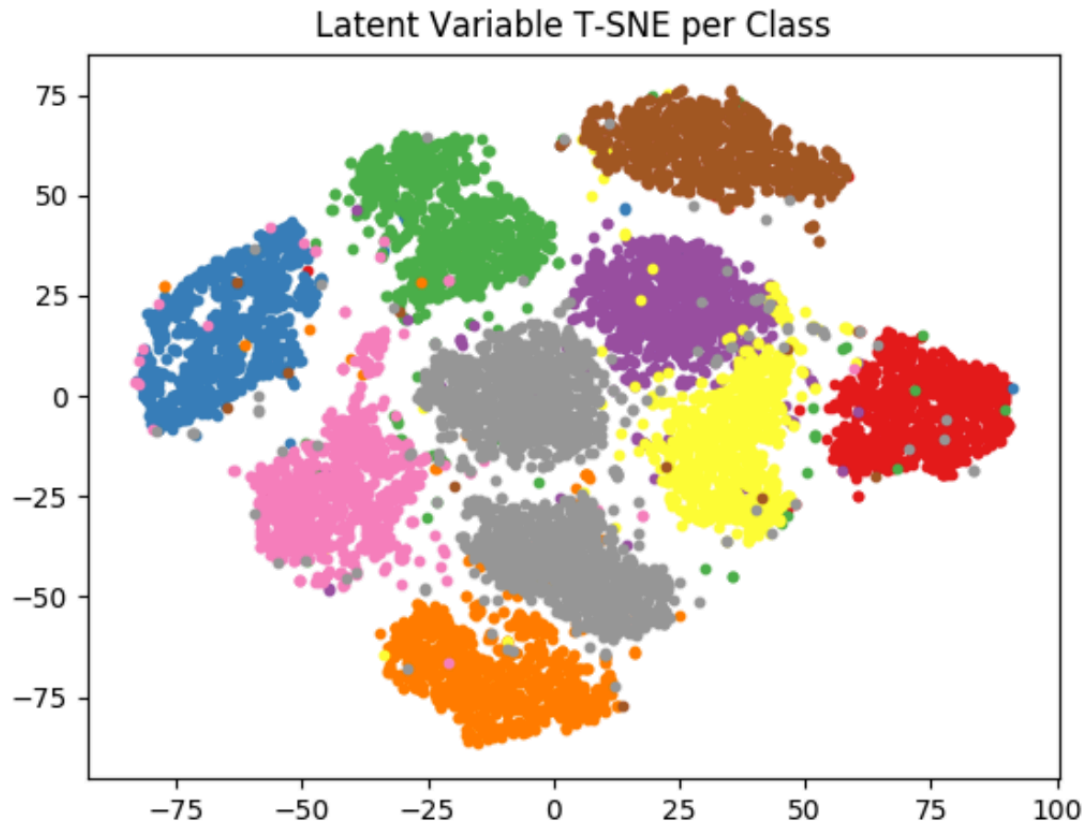
Desiderata for representations

From Bengio, Courville, Vincent '14:

- **Hierarchy / compositionality**: video/image/text are expected to have hierarchical structure: need *deep* learning.
- **Semantic clusterability**: features of the same “semantic class” (e.g. images in the same class) are clustered together.
- **Linear interpolation**: in the representation space, linear interpolations produce meaningful data points (latent space is convex). Also called *manifold flattening*.
- **Disentanglement**: features capture “independent factors of variation” of data. A popular principle in modern unsupervised learning.

Semantic clustering

Semantic clusterability: features of the same “semantic class” (e.g. images in the same class) are clustered together.


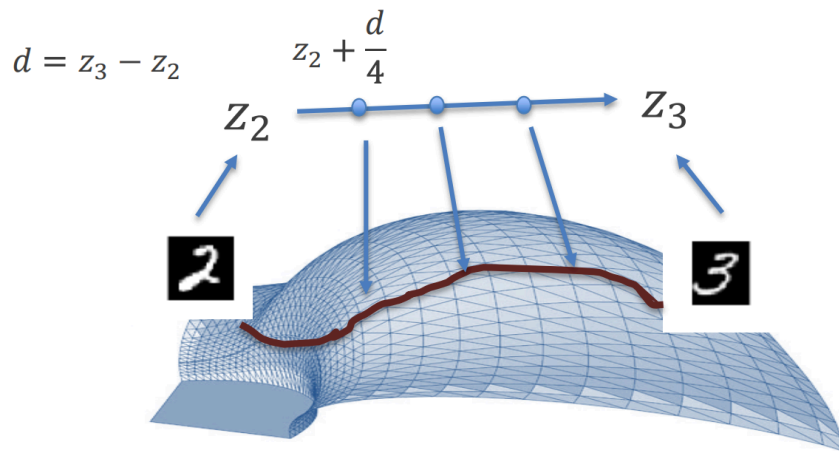


Intuition: If semantic classes are linearly separable, and labels on downstream tasks depend linearly on semantic classes: we only need to learn a simple classifier.

t-SNE projection (a data visualization method) of VAE-learned features of 10 MNIST classes.

Linear interpolation

Linear interpolation: in the representation space, linear interpolations produce meaningful data points (latent space is convex).



$$\lambda V_1 + (1-\lambda)V_2$$

Intuition: the data lies on a manifold which is complicated/curved.

The latent variable manifold is a convex set: moving in straight lines is still on it.

Interpolations for a VAE trained feature on MNIST.

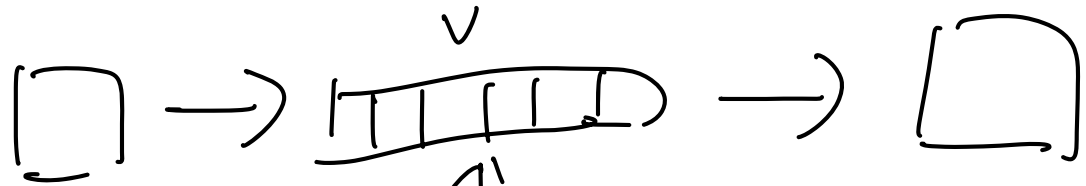
Linear interpolation

Linear interpolation: in the representation space, linear interpolations produce meaningful data points (latent space is convex).



Interpolations for a BigGAN image.

Disentanglement



Disentanglement: features capture “independent factors of variation” of data (Bengio, Courville, Vincent '14).

- Very popular in modern unsupervised learning.
- Strong connections with generative models: $p_{\theta}(z) = \prod_i p_{\theta}(z_i)$.

$$\prod_i p_{\theta}(z_i | z_1, \dots, z_{i-1})$$

(a) Skin colour



(b) Age/gender



(c) Image saturation



Figure 4: **Latent factors learnt by β -VAE on celebA:** traversal of individual latents demonstrates that β -VAE discovered in an unsupervised manner factors that encode skin colour, transition from an elderly male to younger female, and image saturation.

Representation Learning Methods

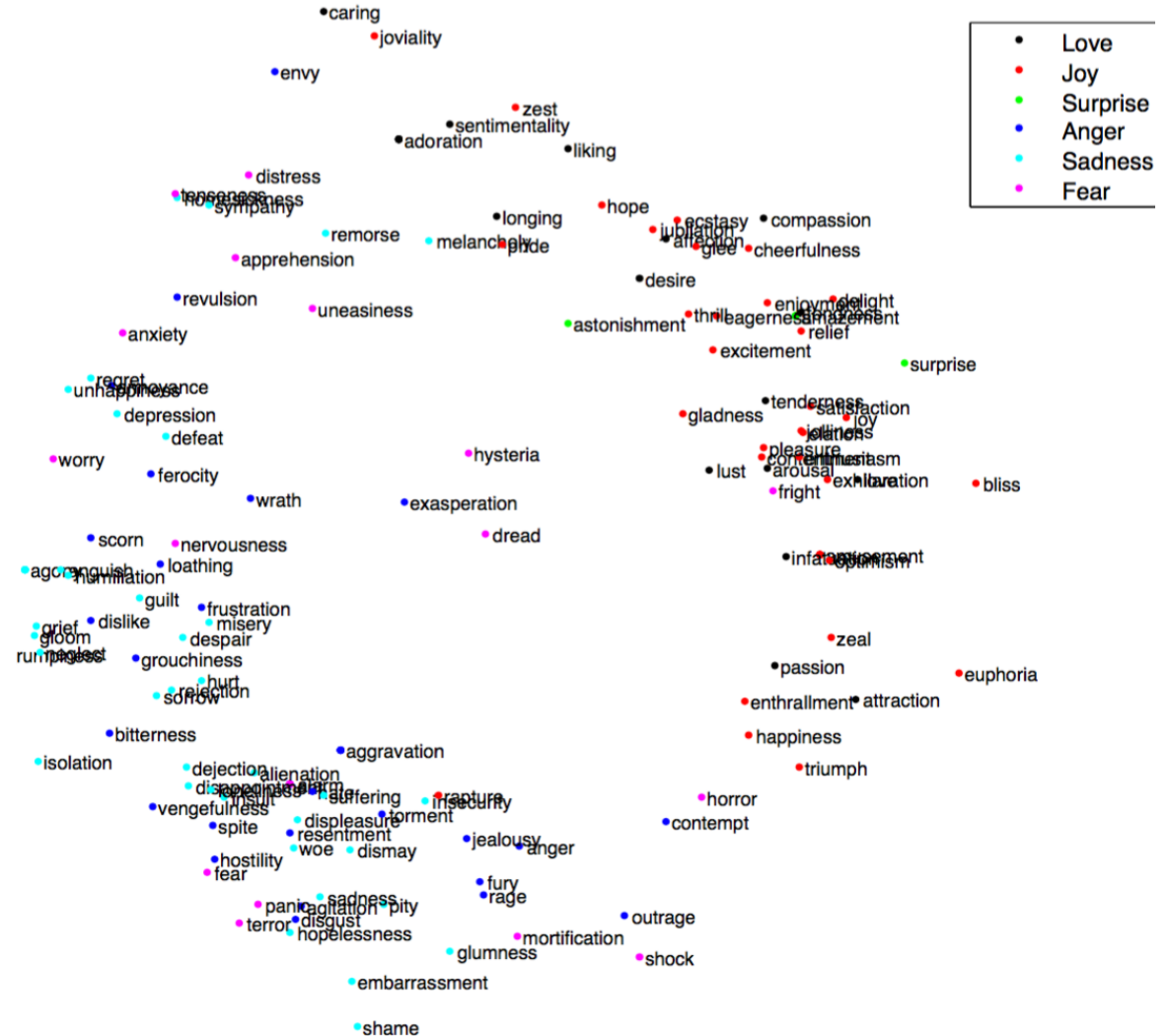


Word embeddings, word2vec

Can we **embed words** into a latent space?

This embedding came from directly querying for relationships.

word2vec is a popular unsupervised learning approach that just uses a text corpus (e.g. [nytimes.com](http://www.nytimes.com))



Word embeddings, word2vec

raw encoding

Source Text

The quick brown fox jumps over the lazy dog. →

The quick brown fox jumps over the lazy dog. →

The quick brown fox jumps over the lazy dog. →

The quick brown fox jumps over the lazy dog. →

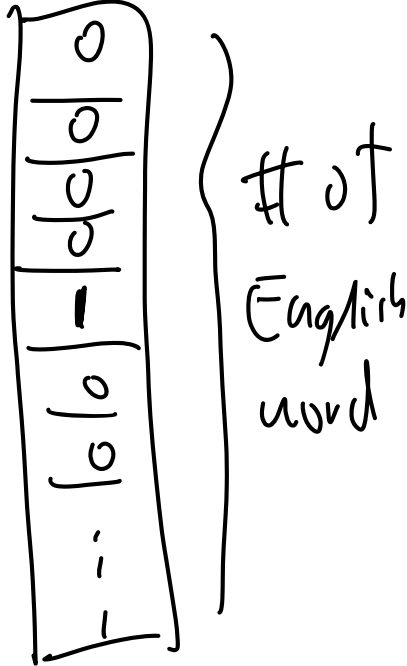
Training Samples

(the, quick)
(the, brown)

(quick, the)
(quick, brown)
(quick, fox)

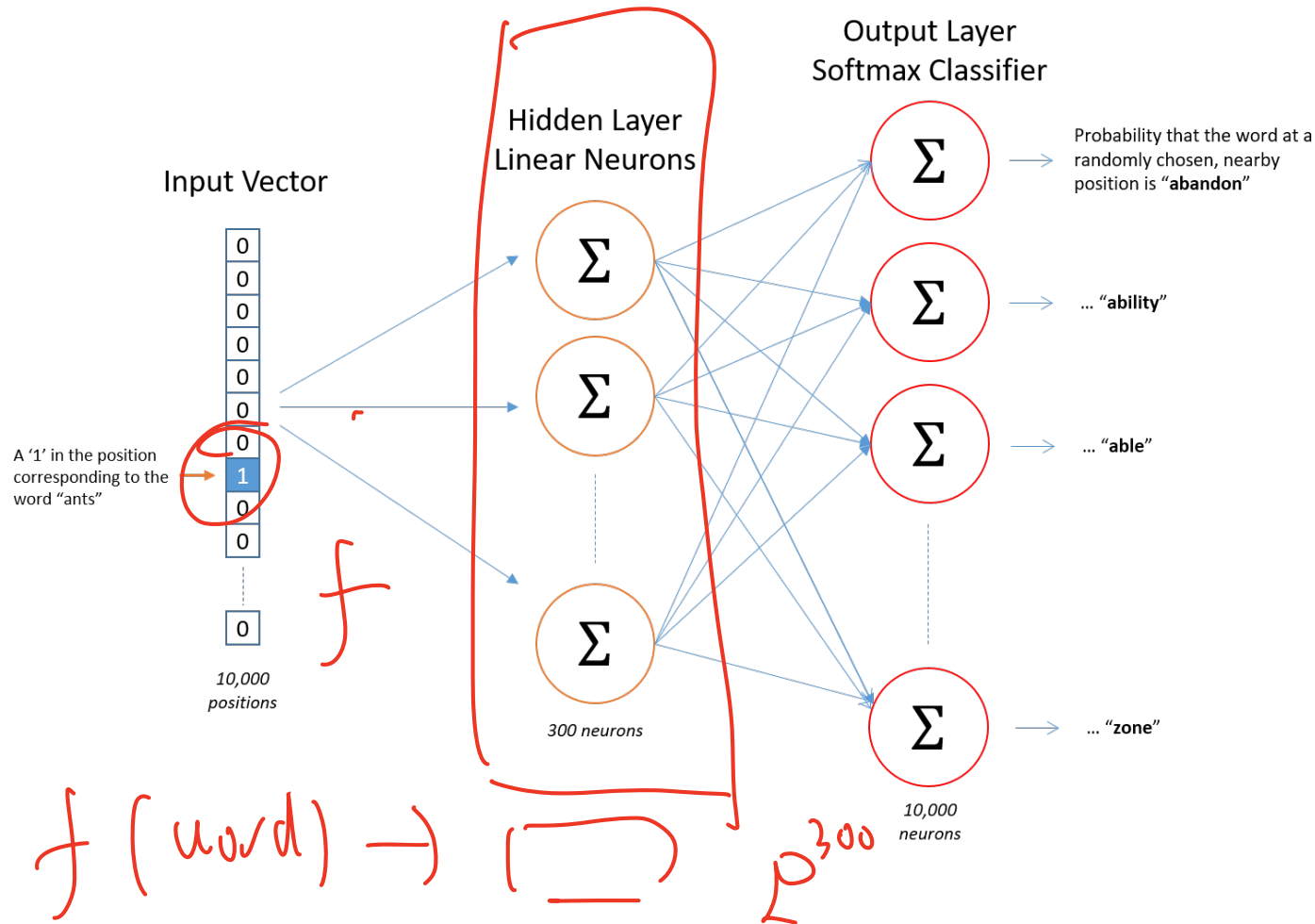
(brown, the)
(brown, quick)
(brown, fox)
(brown, jumps)

(fox, quick)
(fox, brown)
(fox, jumps)
(fox, over)



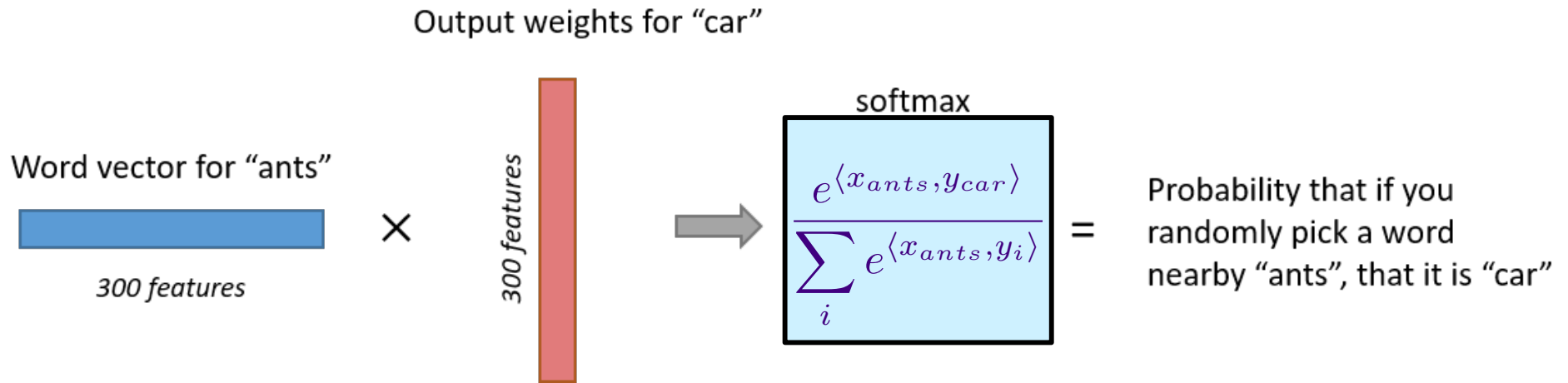
Word embeddings, word2vec

$p(\text{word}_2 / \text{word}_1)$



Training neural network to predict co-occurring words. Use first layer weights as embedding, throw out output layer

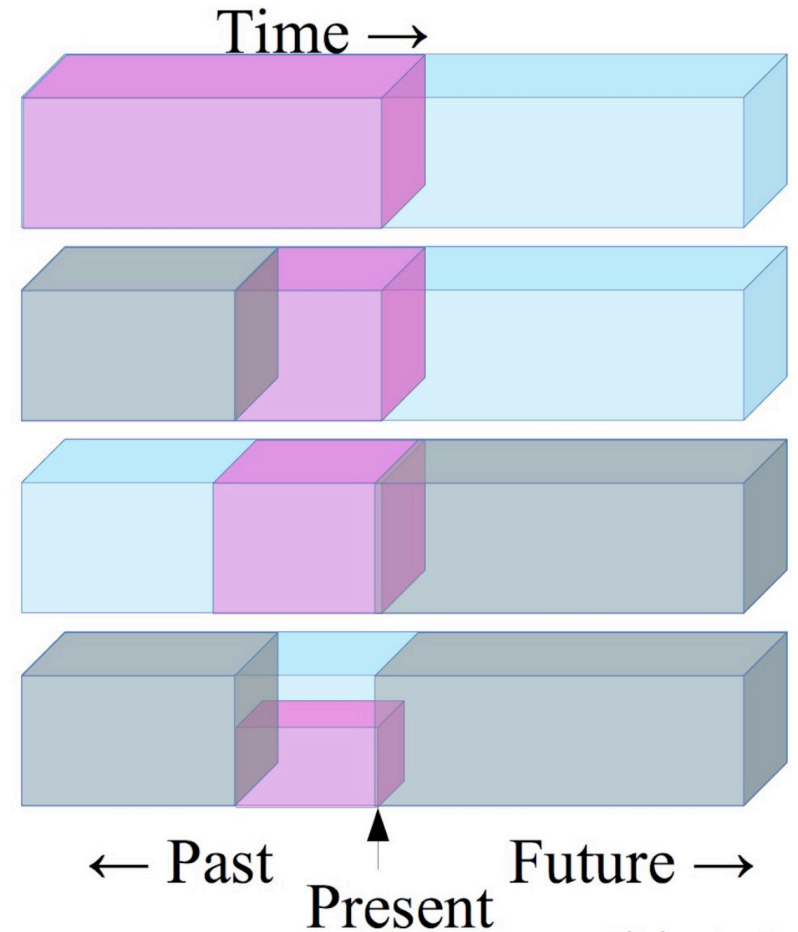
Word embeddings, word2vec



Training neural network to predict co-occurring words. Use first layer weights as embedding, throw out output layer

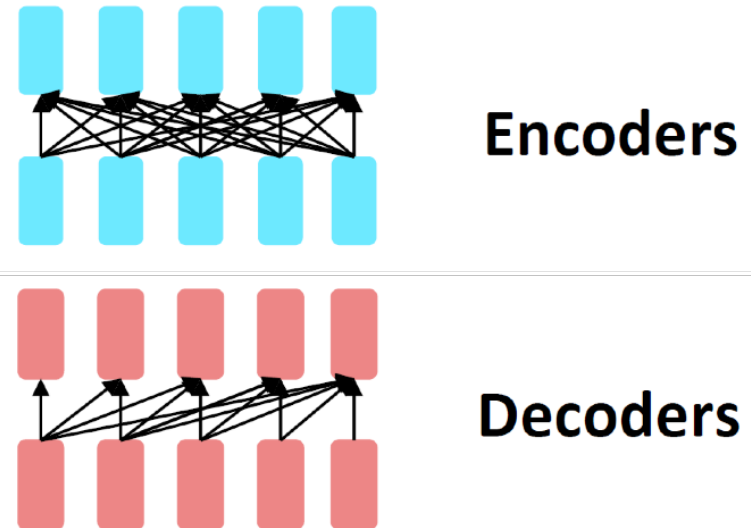
Self-supervised learning

- ▶ Predict any part of the input from any other part.
- ▶ Predict the **future** from the **past**.
- ▶ Predict the **future** from the **recent past**.
- ▶ Predict the **past** from the **present**.
- ▶ Predict the **top** from the **bottom**.
- ▶ Predict the occluded from the visible
- ▶ **Pretend there is a part of the input you don't know and predict that.**



Transformer Pretraining

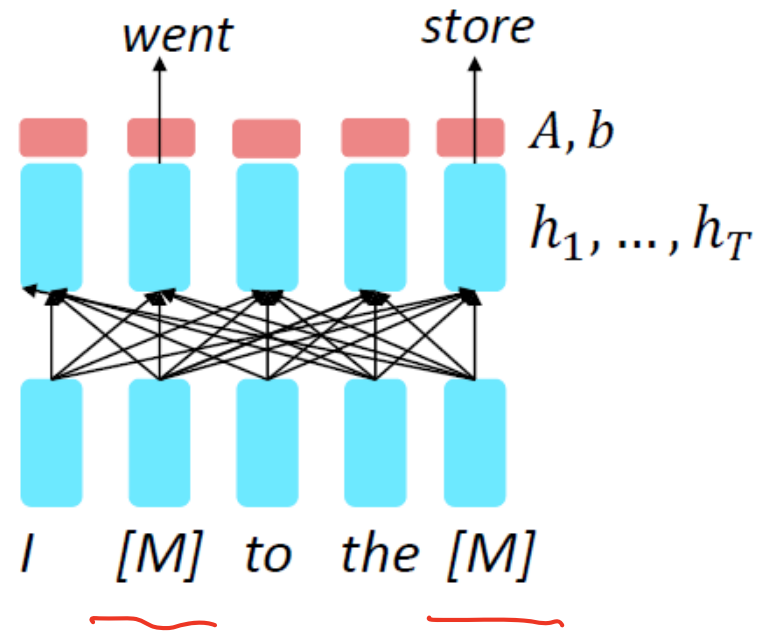
- Collect a large amount of corpus (wiki) and pretrain a large transformer
- For down-stream tasks, fine-tune the pretrained model
 - Or use the pretrained model to extract features
- How to pretrain a transformer on texts?
 - Pretrain an encoder
 - bi-directional
 - Pretrain a decoder
 - auto-regressive



Pre-training Transformer Encoder

- Pre-training a bi-directional encoder
 - Cannot directly adopt language modeling
 - **Idea:** word prediction given contexts (similar to word2vec)
- **Masked language model**
 - Randomly “masked out” some words
 - Run full transformer encoder
 - Predict the words at masked positions
- Designed for feature extraction
 - Suitable for down-stream tasks

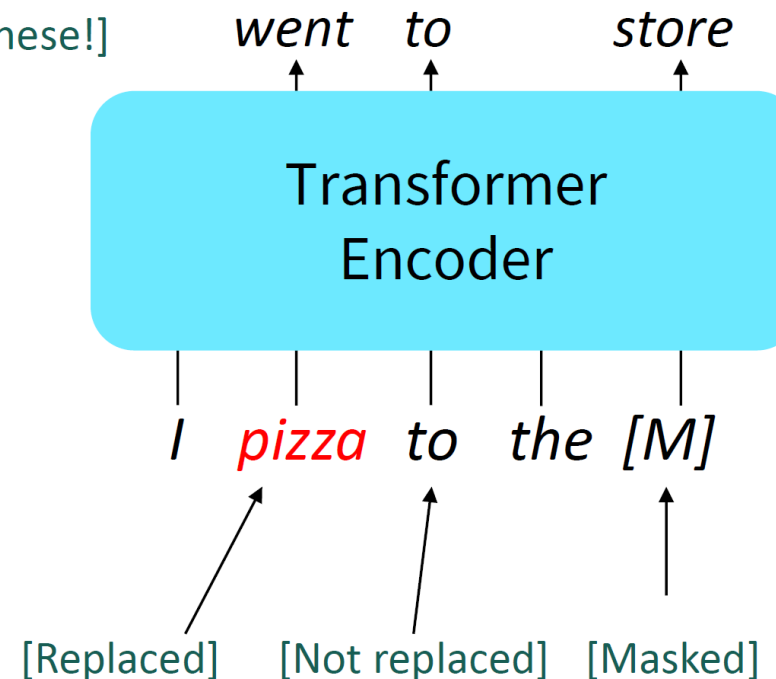
X, *Y*
(sentence with missing words)



Pre-training Transformer Encoder

- **BERT: Pre-training of Deep Bidirectional Transformers**
- Devlin et al., Google, 2018
 - BERT-base: 12 layers, 110M params
 - BERT-large: 24 layers, 340M params
 - Training on 64 TPUs in 4 days
 - Fine-tuning can be done in a single GPU
- Masked language model
 - Masked out input words 80% of the time
 - Replace 10% words with random tokens
 - 10% words remain unchanged
 - Predict 15% of word tokens

[Predict these!]



Pre-training Transformer Encoder

- **BERT: Pre-training of Deep Bidirectional Transformers**

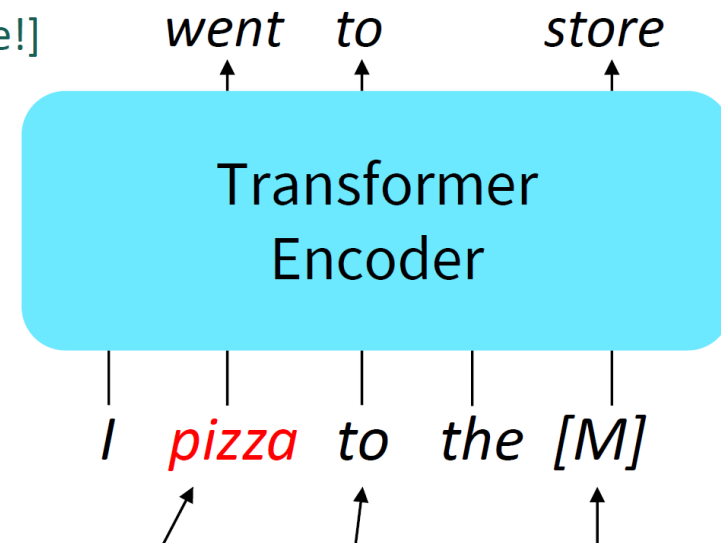
- Devlin et al., Google, 2018

- BERT-base: 12 layers, 110M params
- BERT-large: 24 layers, 340M params
- Training on 64 TPUs in 4 days
- Fine-tuning can be done in a single GPU

- Masked language model

- Masked out input words 80% of the time
- Replace 10% words with random tokens
- 10% words remain unchanged

[Predict these!]



System	MNLI-(m/mm) 392k	QQP 363k	QNLI 108k	SST-2 67k	CoLA 8.5k	STS-B 5.7k	MRPC 3.5k	RTE 2.5k	Average
Pre-OpenAI SOTA	80.6/80.1	66.1	82.3	93.2	35.0	81.0	86.0	61.7	74.0
BiLSTM+ELMo+Attn	76.4/76.1	64.8	79.8	90.4	36.0	73.3	84.9	56.8	71.0
OpenAI GPT	82.1/81.4	70.3	87.4	91.3	45.4	80.0	82.3	56.0	75.1
BERT _{BASE}	84.6/83.4	71.2	90.5	93.5	52.1	85.8	88.9	66.4	79.6
BERT _{LARGE}	86.7/85.9	72.1	92.7	94.9	60.5	86.5	89.3	70.1	82.1

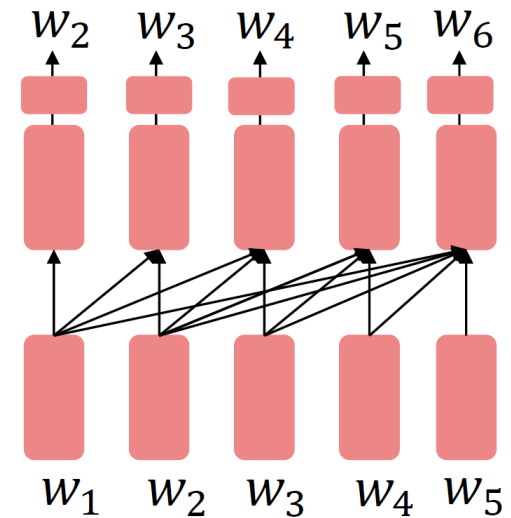
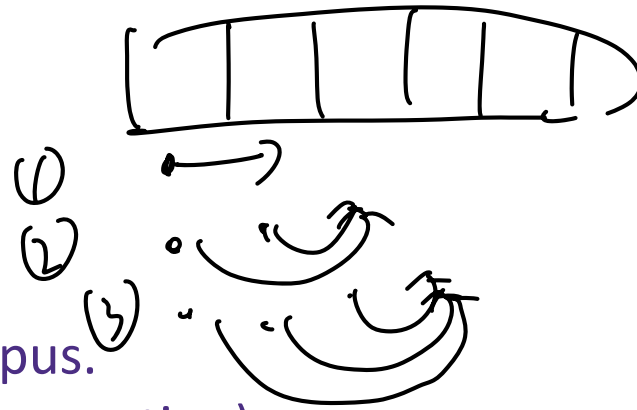
Pre-training Transformer Encoder

- **BERT**: Pre-training of Deep Bidirectional Transformers
- **RoBERTa**: A robustly optimized BERT Pretraining approach
 - Facebook AI and UW, '19
 - More compute, data, and improved objective

Model	data	bsz	steps	SQuAD (v1.1/2.0)	MNLI-m	SST-2
RoBERTa						
with BOOKS + WIKI	16GB	8K	100K	93.6/87.3	89.0	95.3
+ additional data (§3.2)	160GB	8K	100K	94.0/87.7	89.3	95.6
+ pretrain longer	160GB	8K	300K	94.4/88.7	90.0	96.1
+ pretrain even longer	160GB	8K	500K	94.6/89.4	90.2	96.4
BERT_{LARGE}						
with BOOKS + WIKI	13GB	256	1M	90.9/81.8	86.6	93.7

Pre-training Decoder

- Decoder Pretraining
 - Just train a language model over corpus.
 - Good for generative task (e.g., text generation)
- Generative Pretrained Transformer (GPT, Open AI '18)
 - 120 layers transformer, 7680d hidden, 3072-d MLP
 - Data: BooksCropus (>7k books)
- GPT-2 (Radford et al., OpenAI '19)
 - 1.5B parameters, 40GB internet texts
- GPT-3 (OpenAI '20)
 - Language models are few-shot learners
 - 175B parameters
- Also Image GPT (OpenAI '20)



Pre-training Decoder

- GPT-3 (OpenAI '20)
 - You may not need to fine-tune the model parameters for downstream tasks.
 - New paradigm: prompt learning

Few-shot

In addition to the task description, the model sees a few examples of the task. No gradient updates are performed.

```
1 Translate English to French: ← task description
2 sea otter => loutre de mer ← examples
3 peppermint => menthe poivrée ←
4 plush girafe => girafe peluche ←
5 cheese => ..... ← prompt
```

```
Code: px.line(df.query("continent == 'Europe' and country == 'France'"), x='year',
y='gdpPercap', color='country', log_y=False, log_x=False)
```

Description: Actually, replace GDP with population

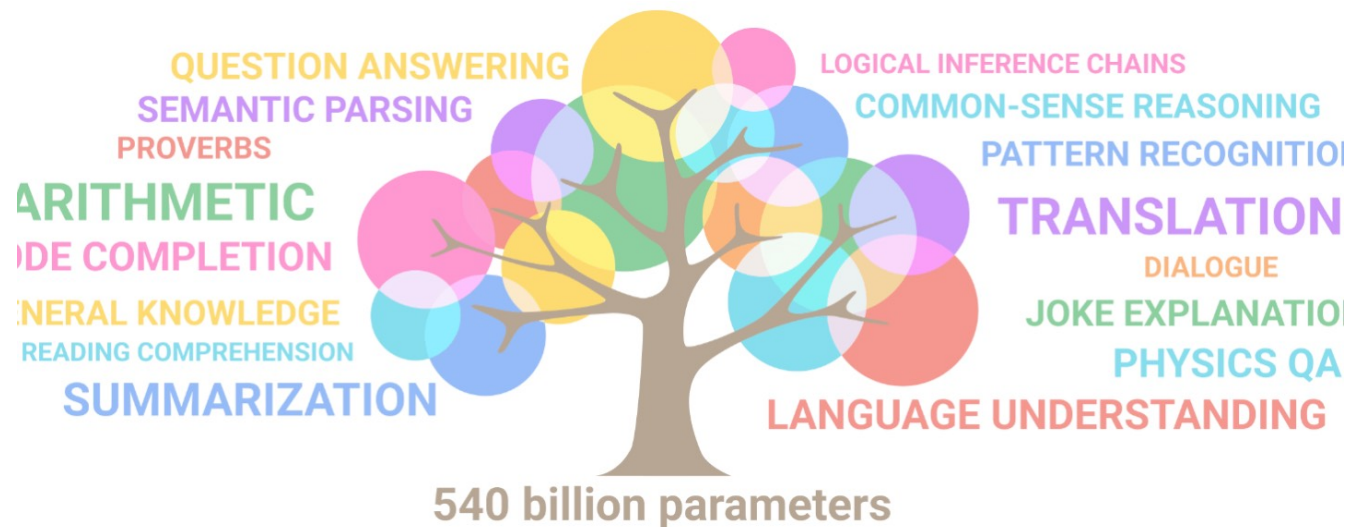
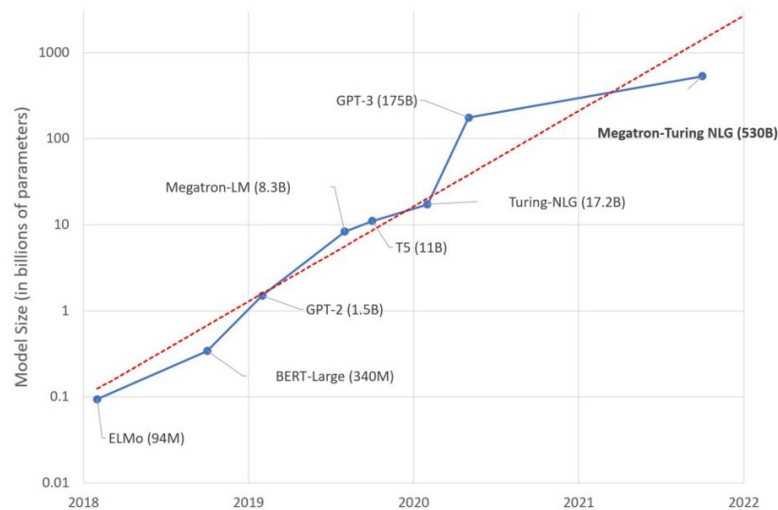
```
Code: px.line(df.query("continent == 'Europe' and country == 'France'"), x='year',
y='pop', color='country', log_y=False, log_x=False)
```

Description: Put y-axis on log scale

```
Code: px.line(df.query("continent == 'Europe' and country == 'France'"), x='year',
y='pop', color='country', log_y=True, log_x=False)
```

Pre-training Decoder

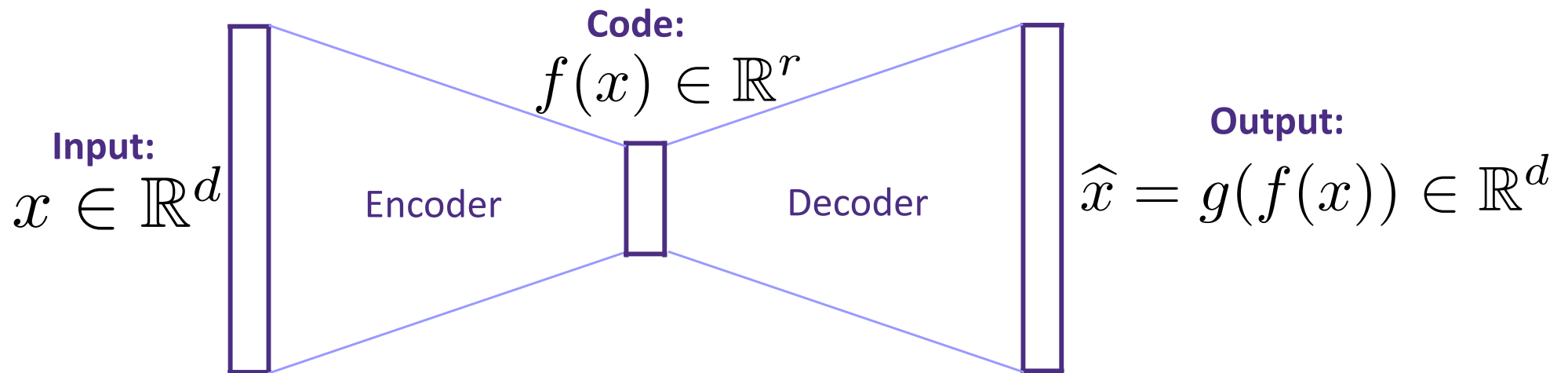
- A big ongoing race on training large language models
 - Megatron-Turing NLG (530B, Microsoft, '22)
 - Pathways Language Model (540B, Google, '22)



Autoencoders

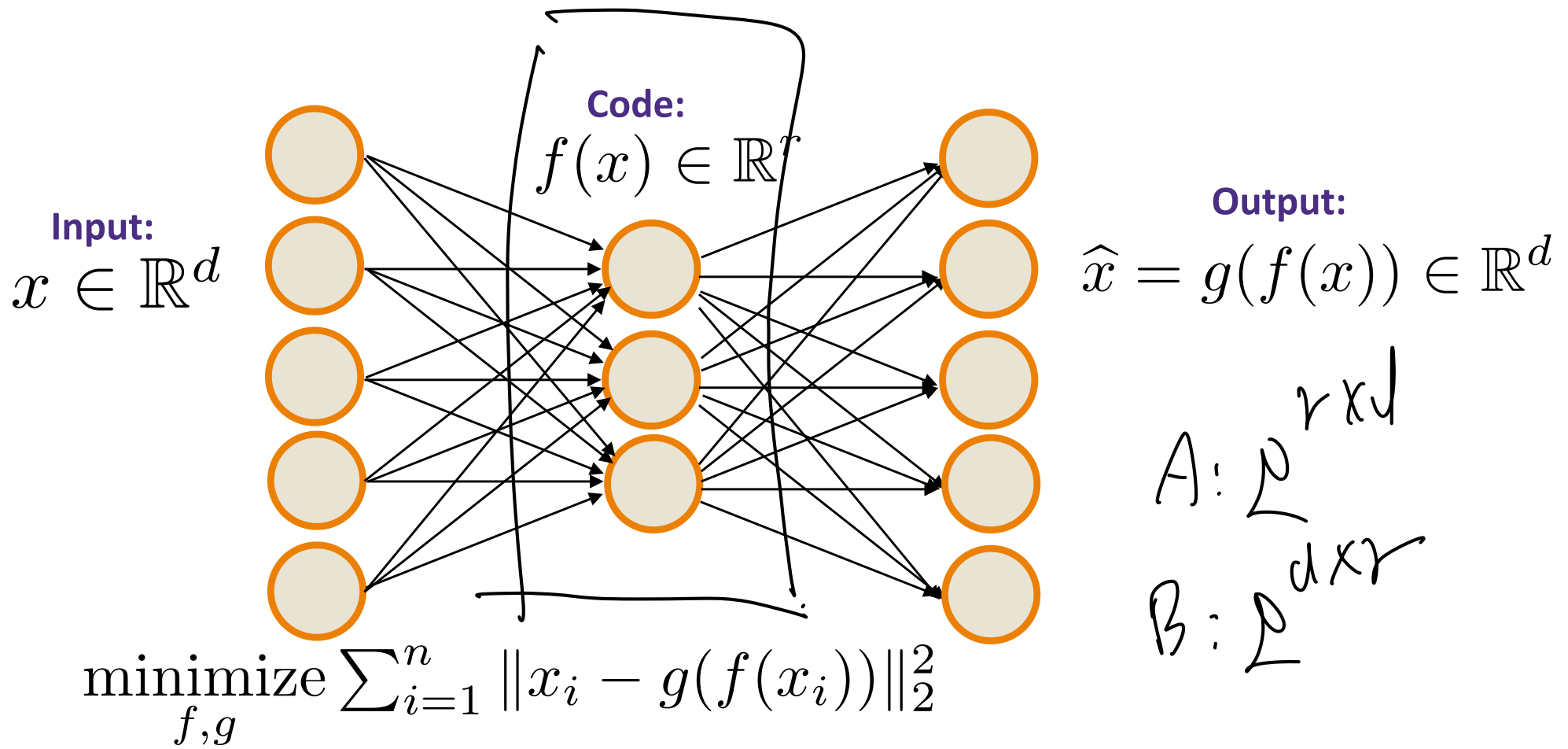
d > r

Find a low dimensional representation for your data by predicting your data



$$\underset{f, g}{\text{minimize}} \sum_{i=1}^n \|x_i - g(f(x_i))\|_2^2$$

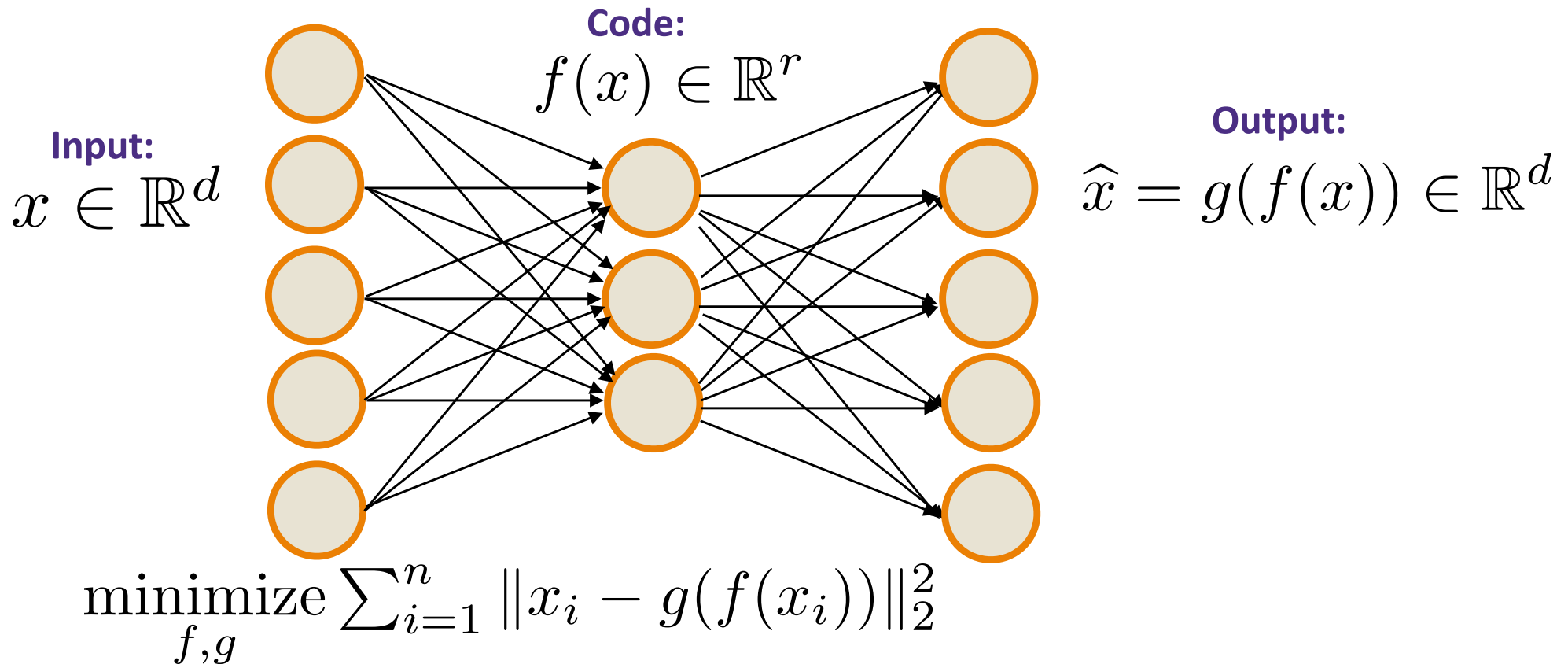
Autoencoders



What if $f(X) = Ax$ and $g(y) = By$?

$$\sum_{i=1}^n \|x_i - BAx_i\|_2^2 \iff P(A)$$

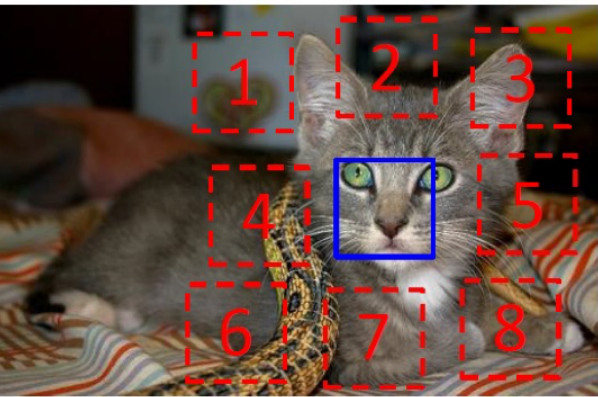
Autoencoders



What if $f(X) = Ax$ and $g(y) = By$?

Self-supervised learning in computer vision

Context Prediction (Pathak et al., '15)

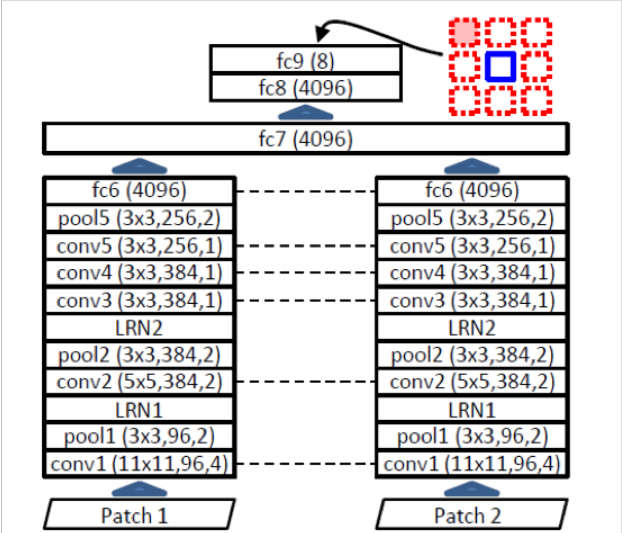



$$X = \left(\begin{array}{c} \text{[kitten face patch]} \\ \text{[kitten ear patch]} \end{array} \right); Y = 3$$



Figure 1. Our task for learning patch representations involves randomly sampling a patch (blue) and then one of eight possible neighbors (red). Can you guess the spatial configuration for the two pairs of patches? Note that the task is much easier once you have recognized the object!

Answer key: Q1: Bottom right Q2: Top center



Self-supervised learning in computer vision

- **Feature learning by Inpainting** (Pathak et al., '16)
 - The most obvious analogue to word embeddings: predict parts of image from the remainder of image

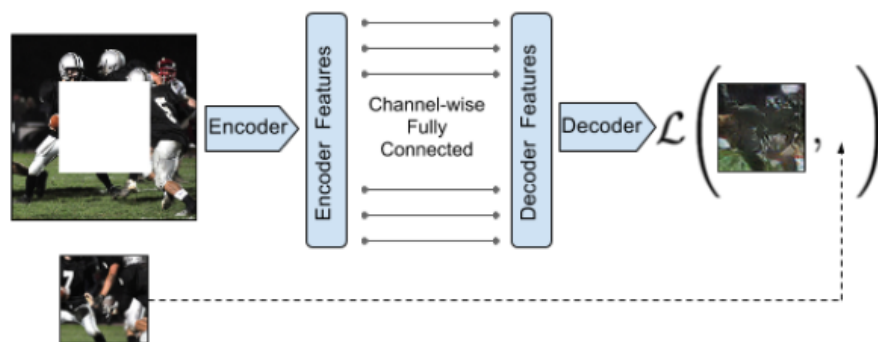


Figure 2: Context Encoder. The context image is passed through the encoder to obtain features which are connected to the decoder using channel-wise fully-connected layer as described in Section 3.1. The decoder then produces the missing regions in the image.

Architectures:

An encoder takes a part of an image, constructs a representation.

A decoder takes the representation, tries to reconstruct the missing part.

Trickier than NLP:

1. Meaningful losses for vision are more difficult to design.
2. Choice of region to mask out is important

Self-supervised learning in computer vision

- Feature learning by Inpainting (Pathak et al., '16)

$$\|A - \hat{A}\|_2$$



(a) Input context

(b) Human artist



(c) Context Encoder
(L_2 loss)

(d) Context Encoder
($L_2 + \text{Adversarial loss}$)

L_2 vs. Adversarial loss

Self-supervised learning in computer vision

- Feature learning by Inpainting (Pathak et al., '16)





Figure 3: An example of image x with our different region masks \hat{M} applied, as described in Section 3.3.

Fixed region vs. random square block vs. random region

Self-supervised learning in computer vision

- Image Colorization (Zhang et al. '16)



Self-supervised learning in computer vision

- Rotation Prediction (Gidaris et al., '18)



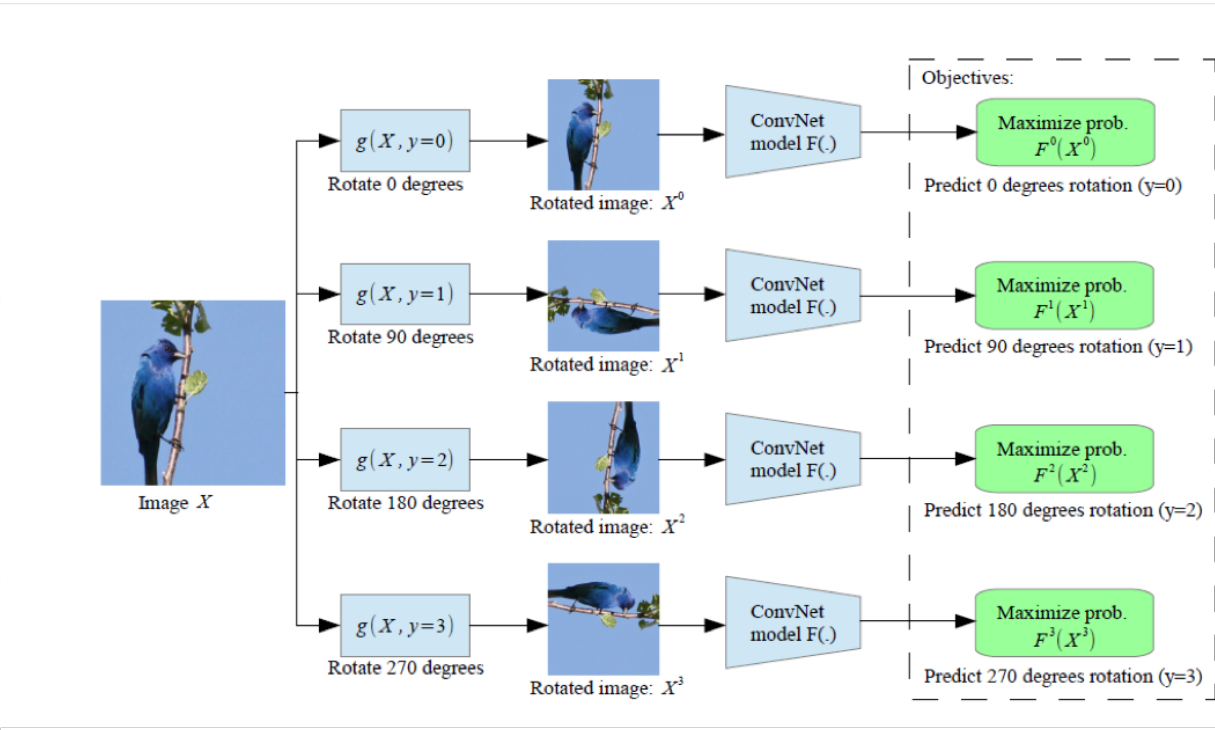


Figure 1: Images rotated by random multiples of 90 degrees (e.g., 0, 90, 180, or 270 degrees). The core intuition of our self-supervised feature learning approach is that if someone is not aware of the concepts of the objects depicted in the images, he cannot recognize the rotation that was applied to them.



(a) Attention maps of supervised model (b) Attention maps of our self-supervised model



Contrastive learning

Idea: if features are “semantically” relevant, a “distortion” of an image should produce similar features.

$$X, \rightarrow \{X_1, X_2, \dots, X_n\}$$

Framework:

- For every training sample, produce multiple *augmented* samples by applying various transformations.
- Train an encoder E to predict whether two samples are augmentations of the same base sample.
- A common way is train $\langle E(x), E(x') \rangle$ big if x, x' are two augmentations of the same sample:

$$\min_{x, x' \text{ augments of each other}} \ell_{x, x'} = -\log \left(\frac{\exp(\tau \langle E(x), E(x') \rangle)}{\sum_{\tilde{x}} \exp(\tau \langle E(x), E(\tilde{x}) \rangle)} \right)$$

\tilde{x} : data
 $\neq x$

τ : temperature, $\uparrow \rightarrow \uparrow$

Contrastive learning

Contrastive Predictive Coding (Van den Oord et al., '18)

- CPC: Original proposed on audio data
- Use context to predict futures
 - Random negative samples required

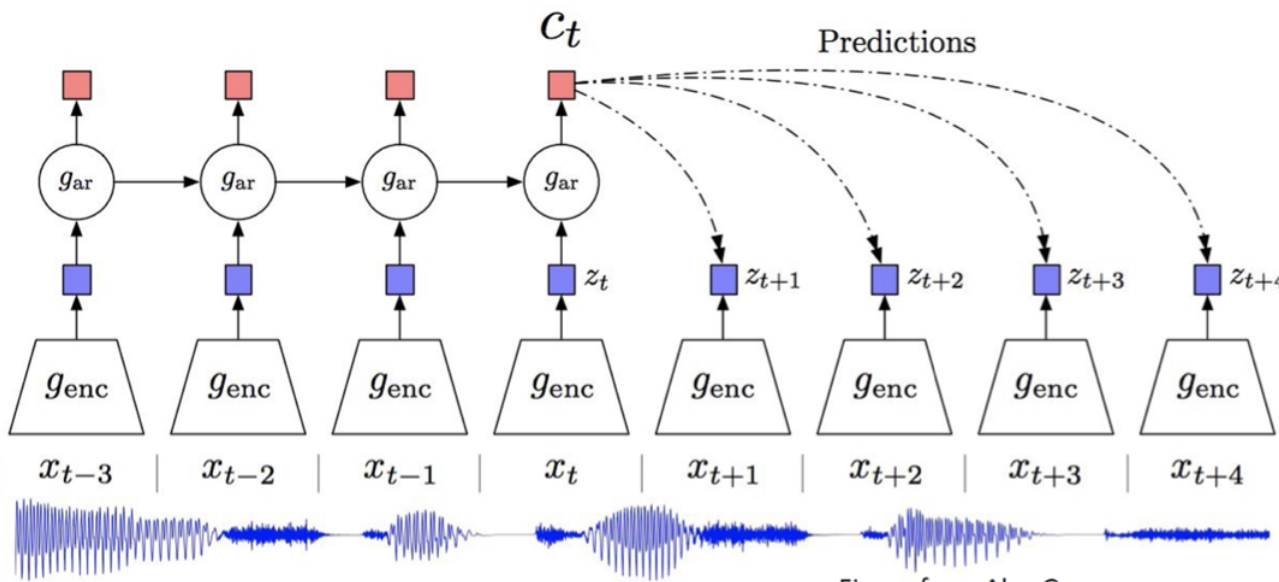


Figure from Alex Graves

$$f_k(x_{t+k}, c_t) = \exp\left(z_{t+k}^T W_k c_t\right)$$
$$\mathcal{L}_N = -\mathbb{E}_X \left[\log \frac{f_k(x_{t+k}, c_t)}{\sum_{x_j \in X} f_k(x_j, c_t)} \right]$$

Contrastive learning

Contrastive Predictive Coding (Van den Oord et al., '18)

- CPC: Original proposed on audio data
- Use context to predict futures
 - Random negative samples required

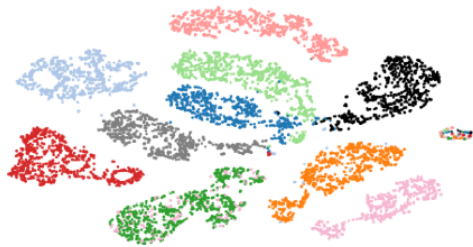


Figure 2: t-SNE visualization of audio (speech) representations for a subset of 10 speakers (out of 251). Every color represents a different speaker.

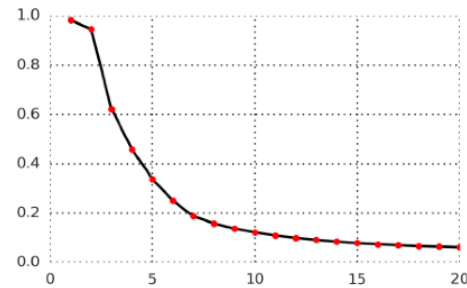


Figure 3: Average accuracy of predicting the positive sample in the contrastive loss for 1 to 20 latent steps in the future of a speech waveform. The model predicts up to 200ms in the future as every step consists of 10ms of audio.

Method	ACC
Phone classification	
Random initialization	27.6
MFCC features	39.7
CPC	64.6
Supervised	74.6
Speaker classification	
Random initialization	1.87
MFCC features	17.6
CPC	97.4
Supervised	98.5

Table 1: LibriSpeech phone and speaker classification results. For phone classification there are 41 possible classes and for speaker classification 251. All models used the same architecture and the same audio input sizes.

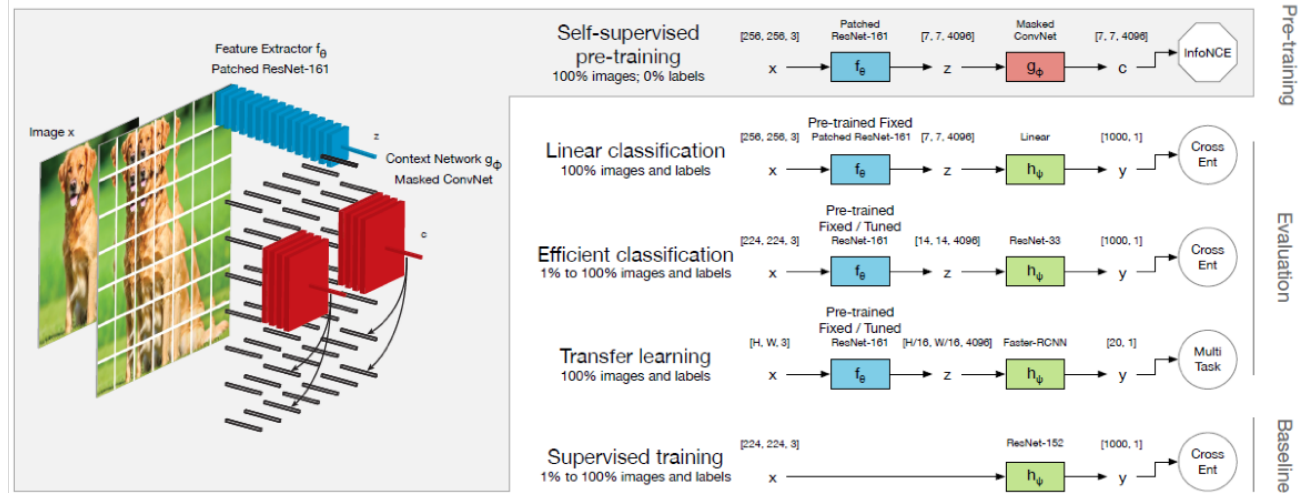
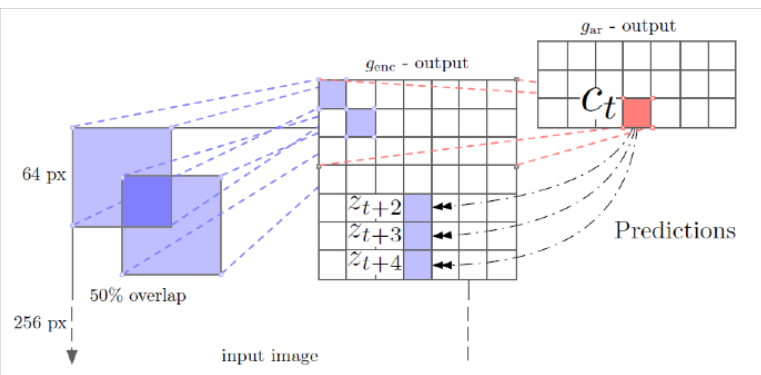
Method	ACC
#steps predicted	
2 steps	28.5
4 steps	57.6
8 steps	63.6
12 steps	64.6
16 steps	63.8
Negative samples from	
Mixed speaker	64.6
Same speaker	65.5
Mixed speaker (excl.)	57.3
Same speaker (excl.)	64.6
Current sequence only	65.2

Table 2: LibriSpeech phone classification ablation experiments. More details can be found in Section 3.1.

Contrastive learning

Contrastive Predictive Coding (Van den Oord et al., '18)

- CPCv2: improved version of CPC on images with large scale training
 - PixelCNN, more prediction directions, path augmentation, layer normalization



Pre-training

Evaluation

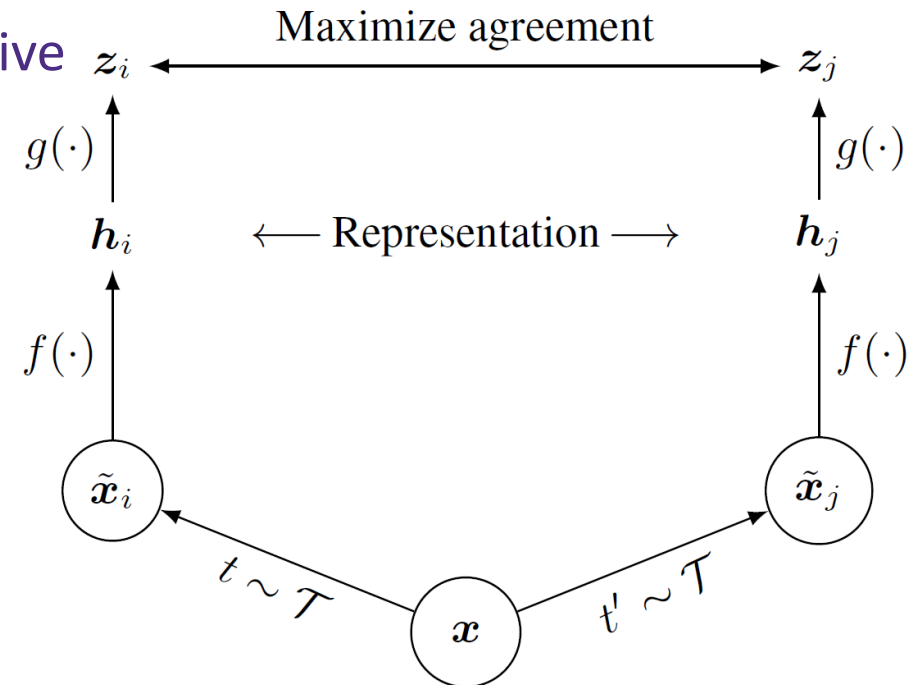
Baseline

Contrastive learning

Contrastive Predictive Coding (Van den Oord et al., '18)

- SimCLR (Chen et al. '20)

- A simple framework for contrastive learning of visual representations
 - Predefine a set of transformations {inversions, symmetric}
 - For a data, sample two transformations
 - Maximum agreement on representations
- No negative pairs explicitly
 - Non-paired data in the batch are negative



Contrastive learning

Contrastive Predictive Coding (Van den Oord et al., '18)


- SimCLR (Chen et al. '20)

Algorithm 1 SimCLR's main learning algorithm.

```

input: batch size  $N$ , constant  $\tau$ , structure of  $f, g, \mathcal{T}$ .
for sampled minibatch  $\{\mathbf{x}_k\}_{k=1}^N$  do
  for all  $k \in \{1, \dots, N\}$  do
    draw two augmentation functions  $t \sim \mathcal{T}, t' \sim \mathcal{T}$ 
    # the first augmentation
     $\tilde{\mathbf{x}}_{2k-1} = t(\mathbf{x}_k)$ 
     $\mathbf{h}_{2k-1} = f(\tilde{\mathbf{x}}_{2k-1})$  # representation
     $\mathbf{z}_{2k-1} = g(\mathbf{h}_{2k-1})$  # projection
    # the second augmentation
     $\tilde{\mathbf{x}}_{2k} = t'(\mathbf{x}_k)$ 
     $\mathbf{h}_{2k} = f(\tilde{\mathbf{x}}_{2k})$  # representation
     $\mathbf{z}_{2k} = g(\mathbf{h}_{2k})$  # projection
  end for
  for all  $i \in \{1, \dots, 2N\}$  and  $j \in \{1, \dots, 2N\}$  do
     $s_{i,j} = \mathbf{z}_i^\top \mathbf{z}_j / (\|\mathbf{z}_i\| \|\mathbf{z}_j\|)$  # pairwise similarity
  end for
  define  $\ell(i, j)$  as  $\ell(i, j) = -\log \frac{\exp(s_{i,j}/\tau)}{\sum_{k=1}^{2N} \mathbb{1}_{[k \neq i]} \exp(s_{i,k}/\tau)}$ 
   $\mathcal{L} = \frac{1}{2N} \sum_{k=1}^N [\ell(2k-1, 2k) + \ell(2k, 2k-1)]$ 
  update networks  $f$  and  $g$  to minimize  $\mathcal{L}$ 
end for
return encoder network  $f(\cdot)$ , and throw away  $g(\cdot)$ 

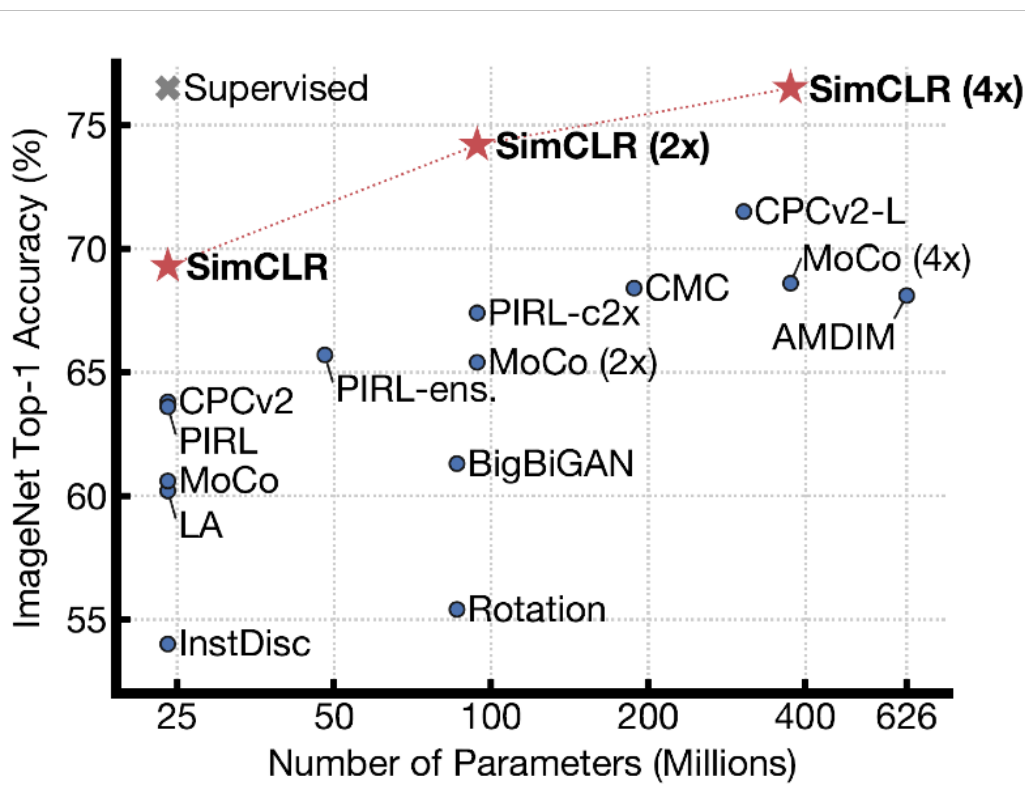
```



Contrastive learning

Contrastive Predictive Coding (Van den Oord et al., '18)

- SimCLR (Chen et al. '20)



Method	Architecture	Label fraction	
		1%	10%
Supervised baseline	ResNet-50	48.4	80.4
<i>Methods using other label-propagation:</i>			
Pseudo-label	ResNet-50	51.6	82.4
VAT+Entropy Min.	ResNet-50	47.0	83.4
UDA (w. RandAug)	ResNet-50	-	88.5
FixMatch (w. RandAug)	ResNet-50	-	89.1
S4L (Rot+VAT+En. M.)	ResNet-50 (4×)	-	91.2
<i>Methods using representation learning only:</i>			
InstDisc	ResNet-50	39.2	77.4
BigBiGAN	ResNet-50 (4×)	55.2	78.8
PIRL	ResNet-50	57.2	83.8
CPC v2	ResNet-161(*)	77.9	91.2
SimCLR (ours)	ResNet-50	75.5	87.8
SimCLR (ours)	ResNet-50 (2×)	83.0	91.2
SimCLR (ours)	ResNet-50 (4×)	85.8	92.6

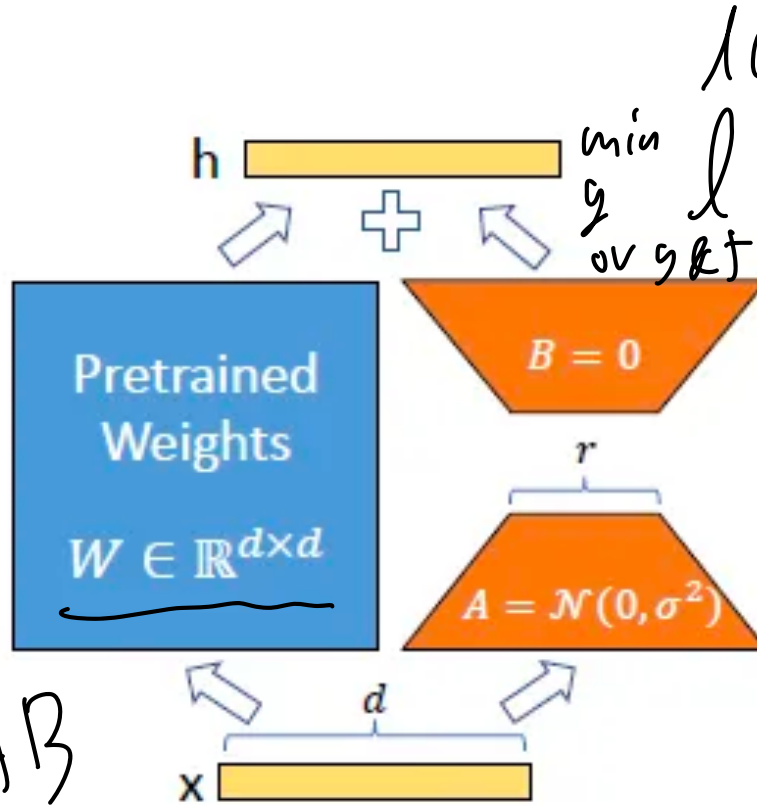
Table 7. ImageNet accuracy of models trained with few labels.

Parameter-Efficient Fine-Tuning

LoRA: Low-Rank Adaptation of Large Language Models
(Hu et al. 2021)

$f(x)$
downstream / eval set
 $\{x_i, y_i\}$
↓

d large
 $d^2 \uparrow$
fine-tune W
fine-tune $\begin{bmatrix} W \\ A \\ B \end{bmatrix}$
fixed $\bar{0}$



learn
 $\min_{g \text{ or } g \& t} \ell(g(f(x_i)), y_i)$

$f: \text{GPT-3}$
175 B

$A \in \mathbb{R}^{d \times r}$
 $B \in \mathbb{R}^{r \times d}$
 $r \ll d$

Figure 1: Our reparametrization. We only train A and B .