

Lecture 12: Attention and Transformers

Administrative: Midterm

- Midterm was last thursday
- We are almost done grading and you should have grades by end of this week.

Administrative: Milestone

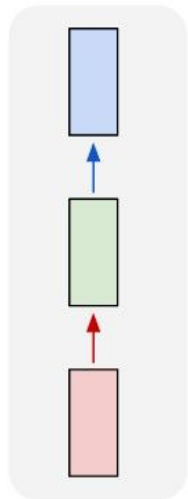
Project milestone pushed back due date to May 19th
Grading rubric available on EdStem

Administrative: Assignment 3

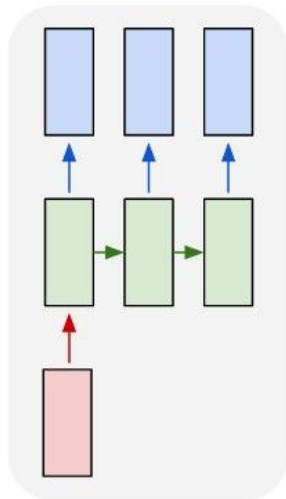
- A3 is due Tuesday May 23th, 11:59pm
 - Lots of applications of ConvNets
 - Also contains an extra credit notebook, which is worth an additional 5% of the A3 grade.
 - Extra credit will not be used when curving the class grades.

Last Time: Recurrent Neural Networks

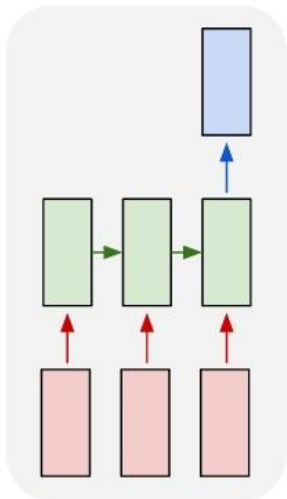
one to one



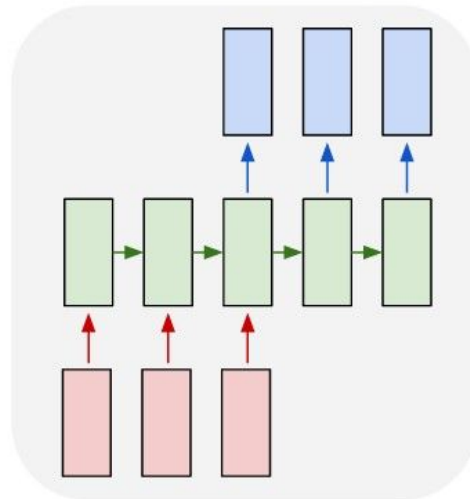
one to many



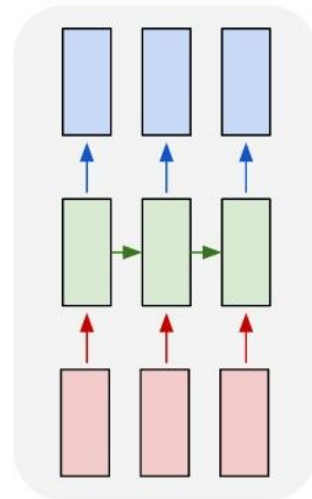
many to one



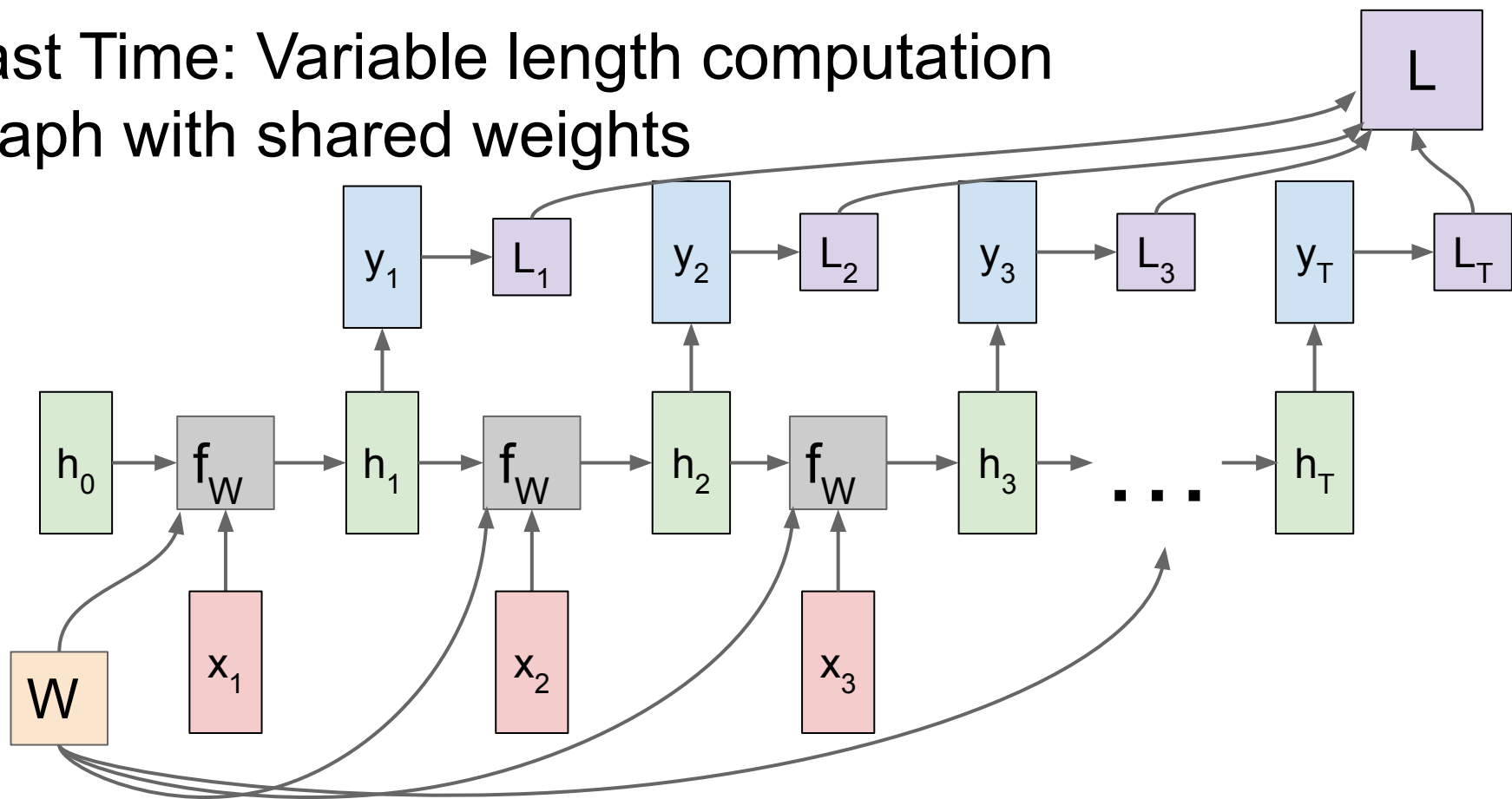
many to many



many to many



Last Time: Variable length computation graph with shared weights



Today's Agenda:

- **Attention with RNNs**
 - In Computer Vision
 - In NLP
- **General Attention Layer**
 - Self-attention
 - Positional encoding
 - Masked attention
 - Multi-head attention
- **Transformers**


Today's Agenda:

- **Attention with RNNs**
 - In Computer Vision
 - In NLP
- **General Attention Layer**
 - Self-attention
 - Positional encoding
 - Masked attention
 - Multi-head attention
- **Transformers**

Image Captioning using **spatial features**

Input: Image I

Output: Sequence $\mathbf{y} = y_1, y_2, \dots, y_T$



Extract spatial features from a pretrained CNN

Features:
 $H \times W \times D$

Xu et al, "Show, Attend and Tell: Neural Image Caption Generation with Visual Attention", ICML 2015

Image Captioning using spatial features

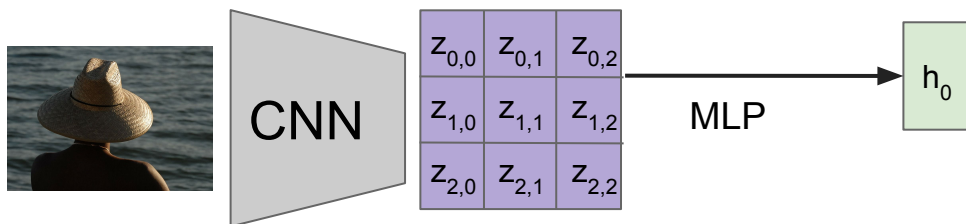
Input: Image I

Output: Sequence $\mathbf{y} = y_1, y_2, \dots, y_T$

Encoder: $h_0 = f_w(\mathbf{z})$

where \mathbf{z} is spatial CNN features

$f_w(\cdot)$ is an MLP



Extract spatial features from a pretrained CNN

Features:
 $H \times W \times D$

Xu et al, "Show, Attend and Tell: Neural Image Caption Generation with Visual Attention", ICML 2015

Image Captioning using spatial features

Input: Image I

Output: Sequence $\mathbf{y} = y_1, y_2, \dots, y_T$


Decoder: $y_t = g_V(y_{t-1}, h_{t-1}, c)$

where context vector c is often $c = h_0$

Encoder: $h_0 = f_W(\mathbf{z})$

where \mathbf{z} is spatial CNN features

$f_W(\cdot)$ is an MLP



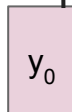
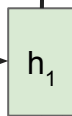
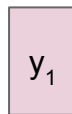
$z_{0,0}$	$z_{0,1}$	$z_{0,2}$
$z_{1,0}$	$z_{1,1}$	$z_{1,2}$
$z_{2,0}$	$z_{2,1}$	$z_{2,2}$

Features:
 $H \times W \times D$

MLP



person



[START]

Xu et al, "Show, Attend and Tell: Neural Image Caption Generation with Visual Attention", ICML 2015

Image Captioning using spatial features

Input: Image I

Output: Sequence $\mathbf{y} = y_1, y_2, \dots, y_T$

Decoder: $y_t = g_V(y_{t-1}, h_{t-1}, c)$

where context vector c is often $c = h_0$


Encoder: $h_0 = f_W(\mathbf{z})$

where \mathbf{z} is spatial CNN features

$f_W(\cdot)$ is an MLP



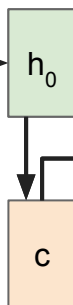
Extract spatial features from a pretrained CNN



$z_{0,0}$	$z_{0,1}$	$z_{0,2}$
$z_{1,0}$	$z_{1,1}$	$z_{1,2}$
$z_{2,0}$	$z_{2,1}$	$z_{2,2}$

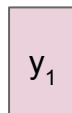
Features:
 $H \times W \times D$

MLP

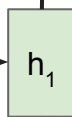
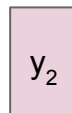


c

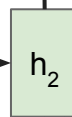
person



wearing



[START]



person

Image Captioning using spatial features

Input: Image I

Output: Sequence $\mathbf{y} = y_1, y_2, \dots, y_T$

Decoder: $y_t = g_V(y_{t-1}, h_{t-1}, c)$

where context vector c is often $c = h_0$

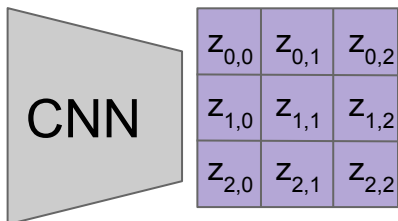
Encoder: $h_0 = f_W(\mathbf{z})$

where \mathbf{z} is spatial CNN features

$f_W(\cdot)$ is an MLP

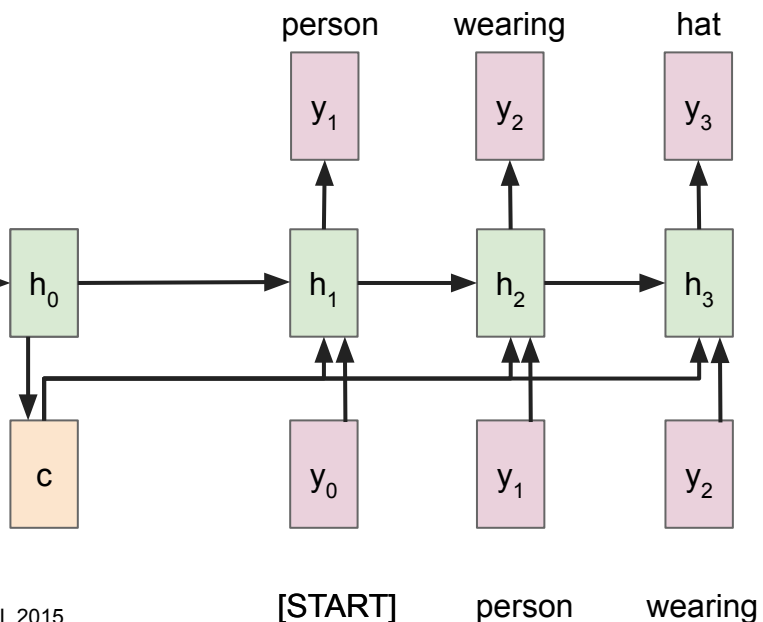


Extract spatial features from a pretrained CNN



Features:
 $H \times W \times D$

MLP



Xu et al, "Show, Attend and Tell: Neural Image Caption Generation with Visual Attention", ICML 2015

Image Captioning using spatial features

Input: Image I

Output: Sequence $\mathbf{y} = y_1, y_2, \dots, y_T$

Decoder: $y_t = g_V(y_{t-1}, h_{t-1}, c)$

where context vector c is often $c = h_0$

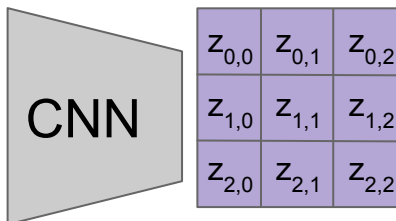
Encoder: $h_0 = f_W(\mathbf{z})$

where \mathbf{z} is spatial CNN features

$f_W(\cdot)$ is an MLP

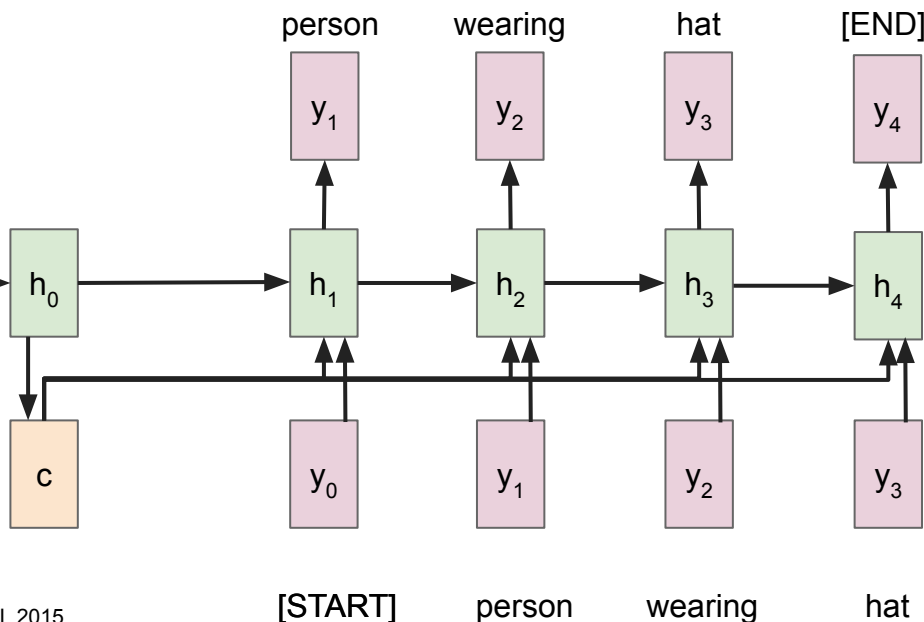


Extract spatial features from a pretrained CNN



Features:
 $H \times W \times D$

MLP



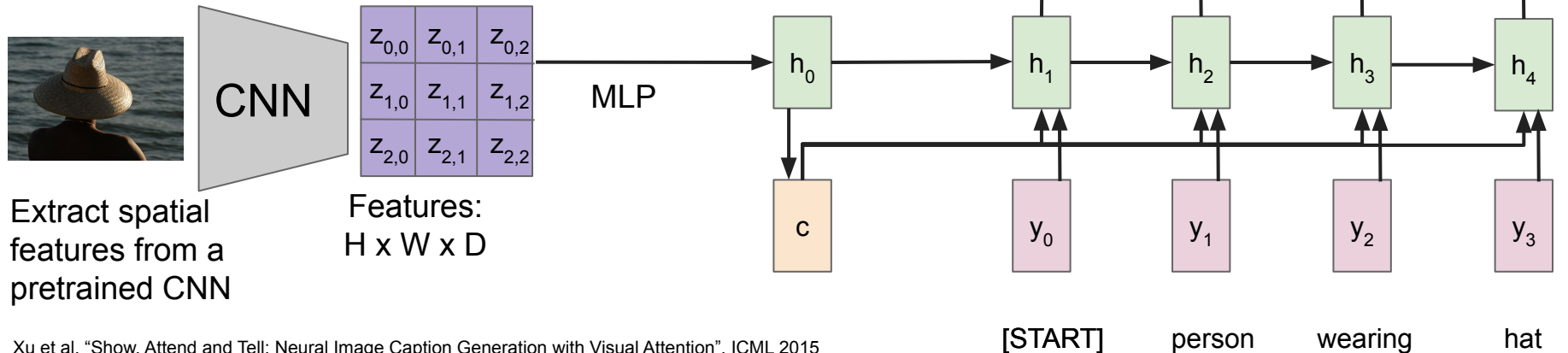
Xu et al., "Show, Attend and Tell: Neural Image Caption Generation with Visual Attention", ICML 2015

Image Captioning using spatial features

Problem: Input is "bottlenecked" through c

- Model needs to encode everything it wants to say within c

This is a problem if we want to generate really long descriptions? 100s of words long



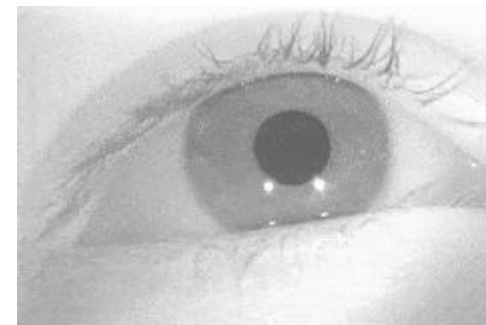
Xu et al, "Show, Attend and Tell: Neural Image Caption Generation with Visual Attention", ICML 2015

Image Captioning with RNNs & Attention


Attention idea: New context vector at every time step.

Each context vector will attend to different image regions

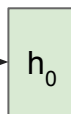
[gif source](#)



Attention Saccades in humans



$z_{0,0}$	$z_{0,1}$	$z_{0,2}$
$z_{1,0}$	$z_{1,1}$	$z_{1,2}$
$z_{2,0}$	$z_{2,1}$	$z_{2,2}$



Extract spatial features from a pretrained CNN

Features:
H x W x D

Xu et al, "Show, Attend and Tell: Neural Image Caption Generation with Visual Attention", ICML 2015

Image Captioning with RNNs & Attention

Compute alignments scores (scalars):

$$e_{t,i,j} = f_{att}(h_{t-1}, z_{i,j})$$

$f_{att}(\cdot)$ is an MLP

Alignment scores:

H x W

$e_{1,0,0}$	$e_{1,0,1}$	$e_{1,0,2}$
$e_{1,1,0}$	$e_{1,1,1}$	$e_{1,1,2}$
$e_{1,2,0}$	$e_{1,2,1}$	$e_{1,2,2}$



CNN

Extract spatial features from a pretrained CNN

$z_{0,0}$	$z_{0,1}$	$z_{0,2}$
$z_{1,0}$	$z_{1,1}$	$z_{1,2}$
$z_{2,0}$	$z_{2,1}$	$z_{2,2}$

Features:
H x W x D

h_0

Image Captioning with RNNs & Attention

Compute alignments scores (scalars):

$$e_{t,i,j} = f_{att}(h_{t-1}, z_{i,j})$$

$f_{att}(\cdot)$ is an MLP

Alignment scores:
H x W

$e_{1,0,0}$	$e_{1,0,1}$	$e_{1,0,2}$
$e_{1,1,0}$	$e_{1,1,1}$	$e_{1,1,2}$
$e_{1,2,0}$	$e_{1,2,1}$	$e_{1,2,2}$


Attention:
H x W

$a_{1,0,0}$	$a_{1,0,1}$	$a_{1,0,2}$
$a_{1,1,0}$	$a_{1,1,1}$	$a_{1,1,2}$
$a_{1,2,0}$	$a_{1,2,1}$	$a_{1,2,2}$

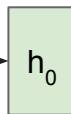
Normalize to get attention weights:

$$a_{t,i,j} = \text{softmax}(e_{t,i,j})$$

$0 < a_{t,i,j} < 1$,
attention values sum to 1



$z_{0,0}$	$z_{0,1}$	$z_{0,2}$
$z_{1,0}$	$z_{1,1}$	$z_{1,2}$
$z_{2,0}$	$z_{2,1}$	$z_{2,2}$



Extract spatial features from a pretrained CNN

Features:
H x W x D

Image Captioning with RNNs & Attention

Compute alignments scores (scalars):

$$e_{t,i,j} = f_{att}(h_{t-1}, z_{i,j})$$

$f_{att}(\cdot)$ is an MLP

Alignment scores:
H x W

$e_{1,0,0}$	$e_{1,0,1}$	$e_{1,0,2}$
$e_{1,1,0}$	$e_{1,1,1}$	$e_{1,1,2}$
$e_{1,2,0}$	$e_{1,2,1}$	$e_{1,2,2}$

Attention:
H x W

$a_{1,0,0}$	$a_{1,0,1}$	$a_{1,0,2}$
$a_{1,1,0}$	$a_{1,1,1}$	$a_{1,1,2}$
$a_{1,2,0}$	$a_{1,2,1}$	$a_{1,2,2}$

Normalize to get attention weights:

$$a_{t, :, :} = \text{softmax}(e_{t, :, :})$$

$0 < a_{t,i,j} < 1$,
attention values sum to 1

Compute context vector:

$$c_t = \sum_{i,j} a_{t,i,j} z_{t,i,j}$$



CNN

Extract spatial features from a pretrained CNN

$z_{0,0}$	$z_{0,1}$	$z_{0,2}$
$z_{1,0}$	$z_{1,1}$	$z_{1,2}$
$z_{2,0}$	$z_{2,1}$	$z_{2,2}$

Features:
H x W x D

h_0



c_1

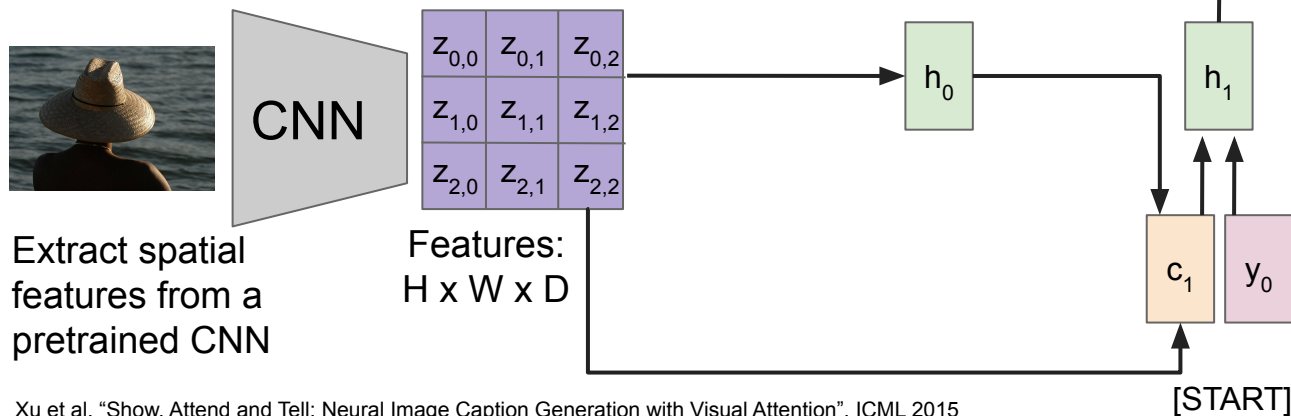
Xu et al, "Show, Attend and Tell: Neural Image Caption Generation with Visual Attention", ICML 2015

Image Captioning with RNNs & Attention

Each timestep of decoder uses a different context vector that looks at different parts of the input image

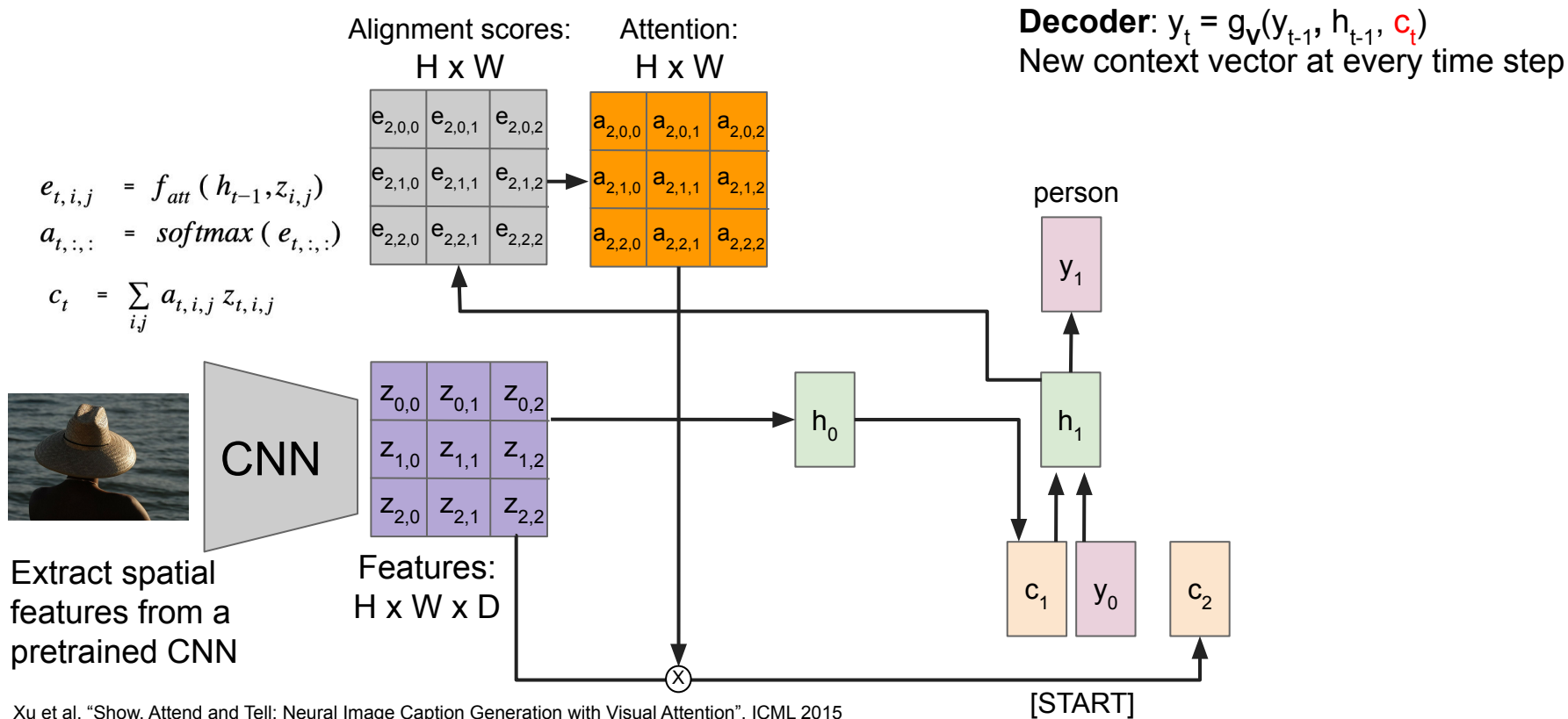
$$e_{t,i,j} = f_{att}(h_{t-1}, z_{i,j})$$
$$a_{t,:} = \text{softmax}(e_{t,:})$$
$$c_t = \sum_{i,j} a_{t,i,j} z_{i,j}$$

Decoder: $y_t = g_V(y_{t-1}, h_{t-1}, c_t)$
New context vector at every time step



Xu et al, "Show, Attend and Tell: Neural Image Caption Generation with Visual Attention", ICML 2015

Image Captioning with RNNs & Attention



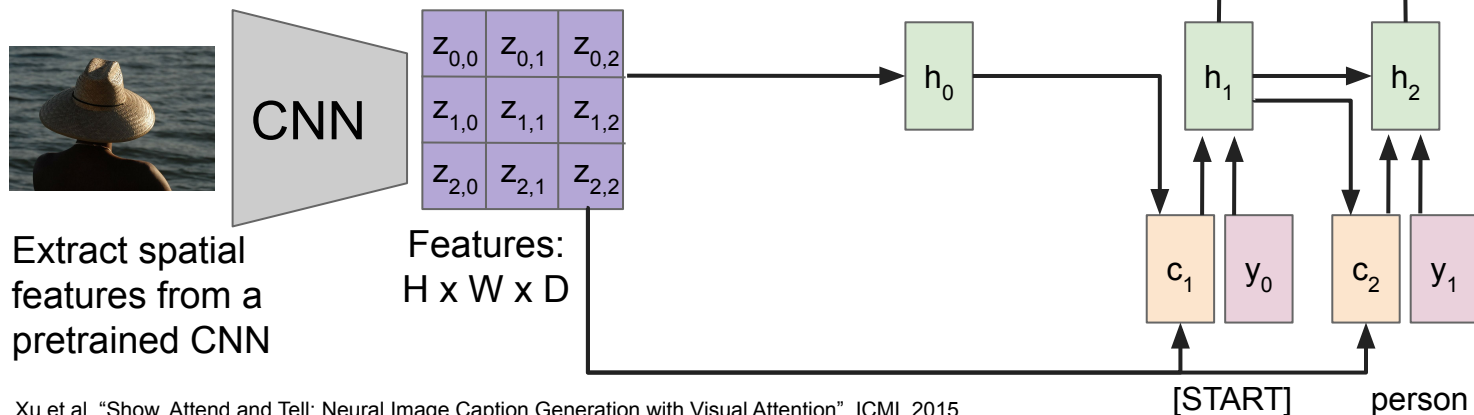
Xu et al, "Show, Attend and Tell: Neural Image Caption Generation with Visual Attention", ICML 2015

Image Captioning with RNNs & Attention

Each timestep of decoder uses a different context vector that looks at different parts of the input image

$$e_{t,i,j} = f_{att}(h_{t-1}, z_{i,j})$$
$$a_{t,i,j} = \text{softmax}(e_{t,i,j})$$
$$c_t = \sum_{i,j} a_{t,i,j} z_{i,j}$$

Decoder: $y_t = g_V(y_{t-1}, h_{t-1}, c_t)$
New context vector at every time step



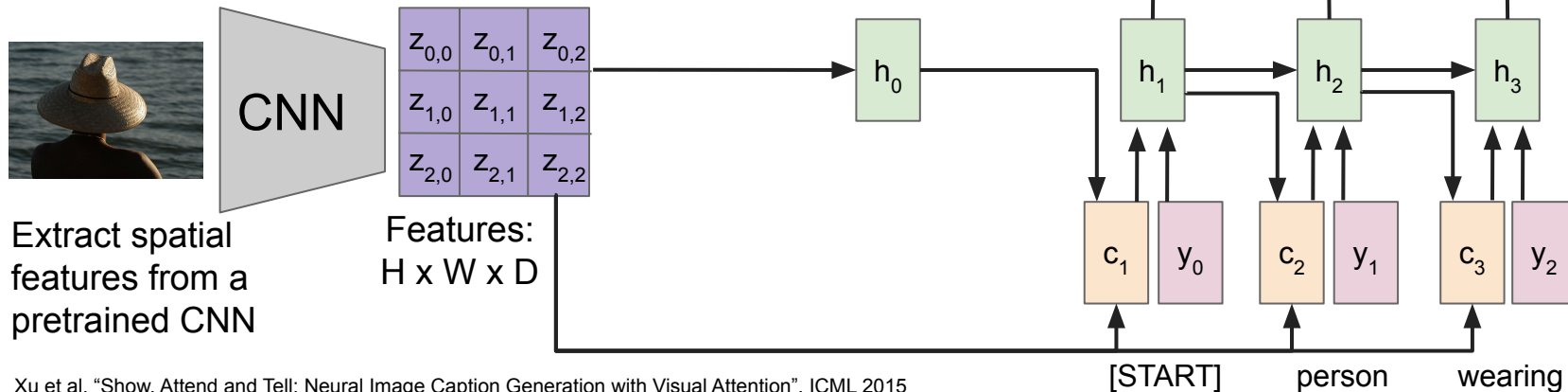
Xu et al, "Show, Attend and Tell: Neural Image Caption Generation with Visual Attention", ICML 2015

Image Captioning with RNNs & Attention

Each timestep of decoder uses a different context vector that looks at different parts of the input image

$$e_{t,i,j} = f_{att}(h_{t-1}, z_{i,j})$$
$$a_{t,:} = \text{softmax}(e_{t,:})$$
$$c_t = \sum_{i,j} a_{t,i,j} z_{t,i,j}$$

Decoder: $y_t = g_V(y_{t-1}, h_{t-1}, c_t)$
New context vector at every time step



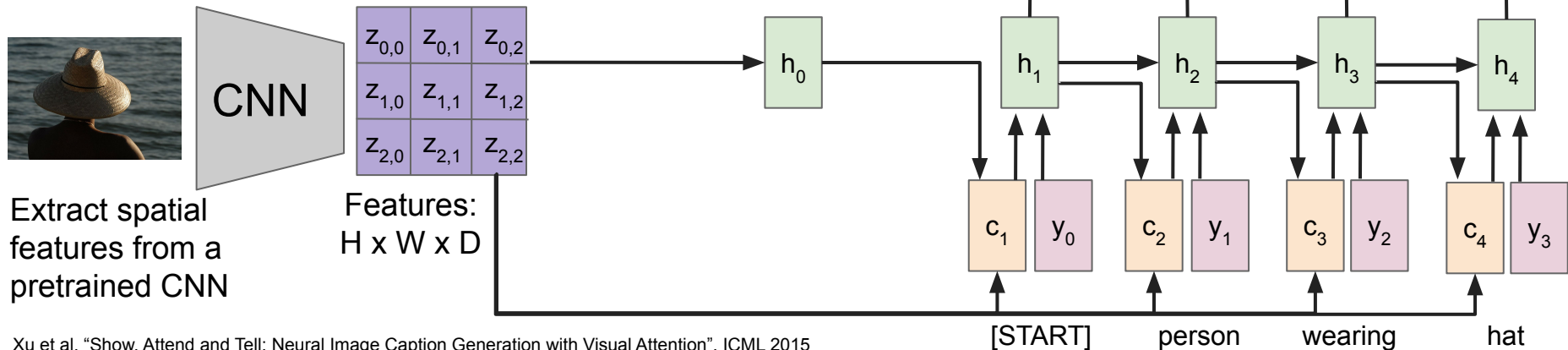
Xu et al, "Show, Attend and Tell: Neural Image Caption Generation with Visual Attention", ICML 2015

Image Captioning with RNNs & Attention

Each timestep of decoder uses a different context vector that looks at different parts of the input image

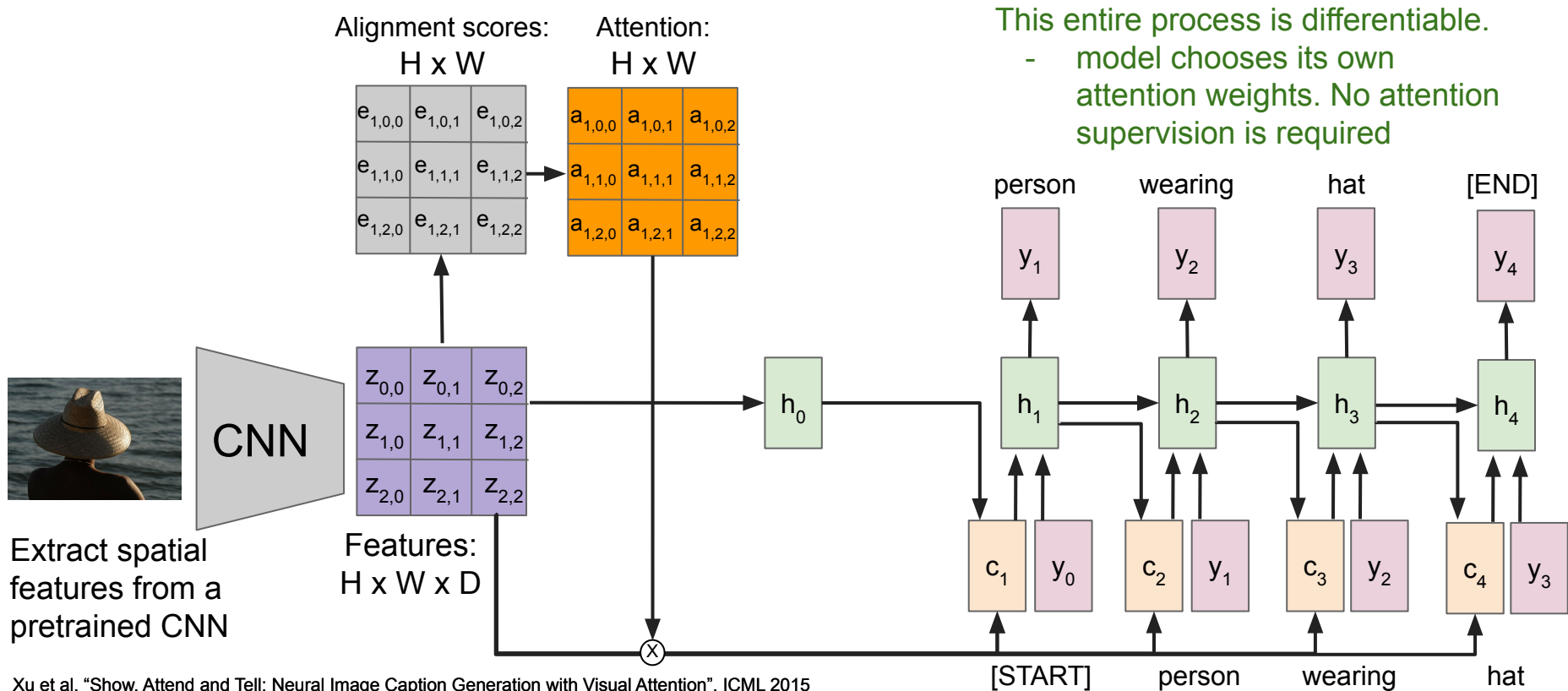
$$e_{t,i,j} = f_{att}(h_{t-1}, z_{i,j})$$
$$a_{t,:} = \text{softmax}(e_{t,:})$$
$$c_t = \sum_{i,j} a_{t,i,j} z_{i,j}$$

Decoder: $y_t = g_V(y_{t-1}, h_{t-1}, c_t)$
New context vector at every time step



Xu et al, "Show, Attend and Tell: Neural Image Caption Generation with Visual Attention", ICML 2015


Image Captioning with RNNs & Attention



Xu et al., "Show, Attend and Tell: Neural Image Caption Generation with Visual Attention", ICML 2015

Image Captioning with Attention

Soft attention



Hard attention
(requires reinforcement learning)

A bird flying over a body of water.

Xu et al, "Show, Attend, and Tell: Neural Image Caption Generation with Visual Attention", ICML 2015
Figure copyright Kelvin Xu, Jimmy Lei Ba, Jamie Kiros, Kyunghyun Cho, Aaron Courville, Ruslan Salakhutdinov, Richard S. Zemel, and Yoshua Benchio, 2015. Reproduced with permission.

Image Captioning with Attention



A woman is throwing a frisbee in a park.



A dog is standing on a hardwood floor.



A stop sign is on a road with a mountain in the background.



A little girl sitting on a bed with a teddy bear.



A group of people sitting on a boat in the water.



A giraffe standing in a forest with trees in the background.

Xu et al, "Show, Attend, and Tell: Neural Image Caption Generation with Visual Attention", ICML 2015

Figure copyright Kelvin Xu, Jimmy Lei Ba, Jamie Kiros, Kyunghyun Cho, Aaron Courville, Ruslan Salakhutdinov, Richard S. Zemel, and Yoshua Bengio, 2015. Reproduced with permission.


Attention can detect Gender Bias

Wrong



Baseline:
*A **man** sitting at a desk with
a laptop computer.*

Right for the Right
Reasons




Our Model:
*A **woman** sitting in front of a
laptop computer.*

Right for the Wrong
Reasons



Baseline:
*A **man** holding a tennis
racquet on a tennis court.*

Right for the Right
Reasons

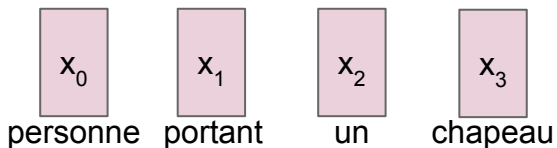


Our Model:
*A **man** holding a tennis
racquet on a tennis court.*

Similar tasks in NLP - Language translation example

Input: Sequence $\mathbf{x} = x_1, x_2, \dots, x_T$

Output: Sequence $\mathbf{y} = y_1, y_2, \dots, y_T$



Similar tasks in NLP - Language translation example

Input: Sequence $\mathbf{x} = x_1, x_2, \dots, x_T$

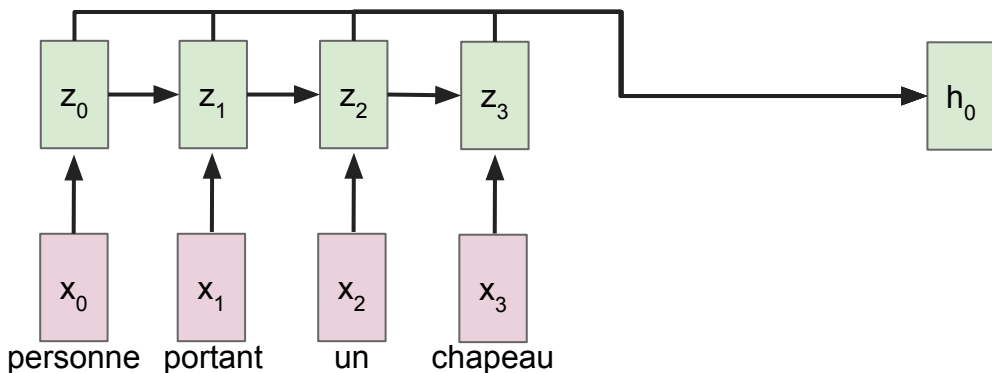
Output: Sequence $\mathbf{y} = y_1, y_2, \dots, y_T$

Encoder: $h_0 = f_w(\mathbf{z})$

where $z_t = \text{RNN}(x_t, u_{t-1})$

$f_w(\cdot)$ is MLP

u is the hidden RNN state



Similar tasks in NLP - Language translation example

Input: Sequence $\mathbf{x} = x_1, x_2, \dots, x_T$

Output: Sequence $\mathbf{y} = y_1, y_2, \dots, y_T$

Decoder: $y_t = g_v(y_{t-1}, h_{t-1}, c)$

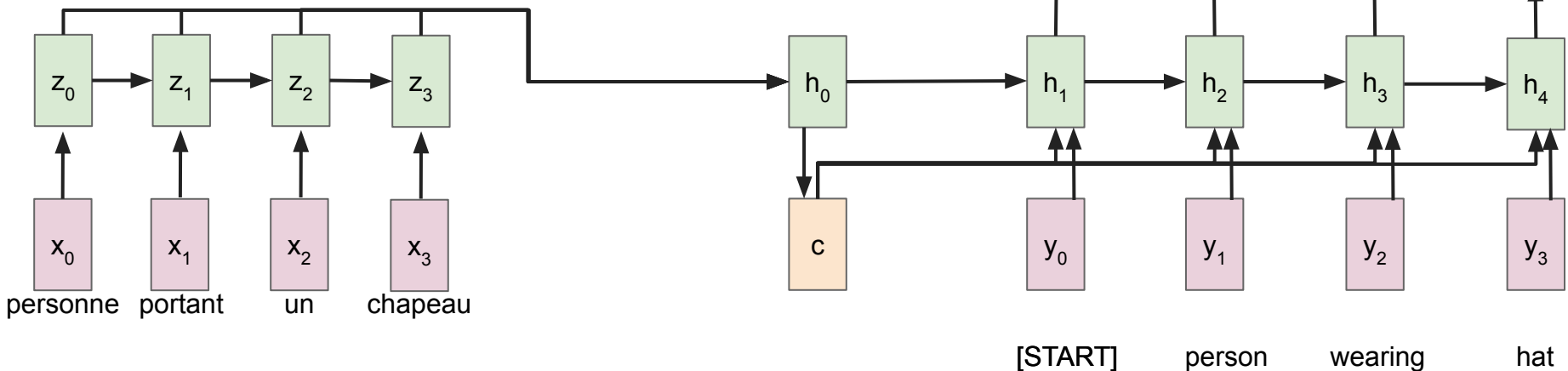
where context vector c is often $c = h_0$

Encoder: $h_0 = f_w(\mathbf{z})$

where $z_t = \text{RNN}(x_t, u_{t-1})$

$f_w(\cdot)$ is MLP

u is the hidden RNN state

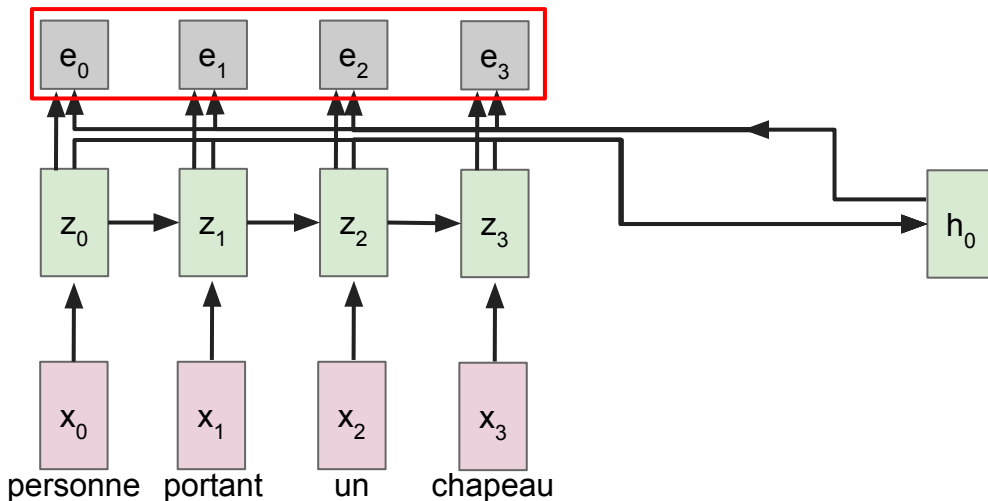


Attention in NLP - Language translation example

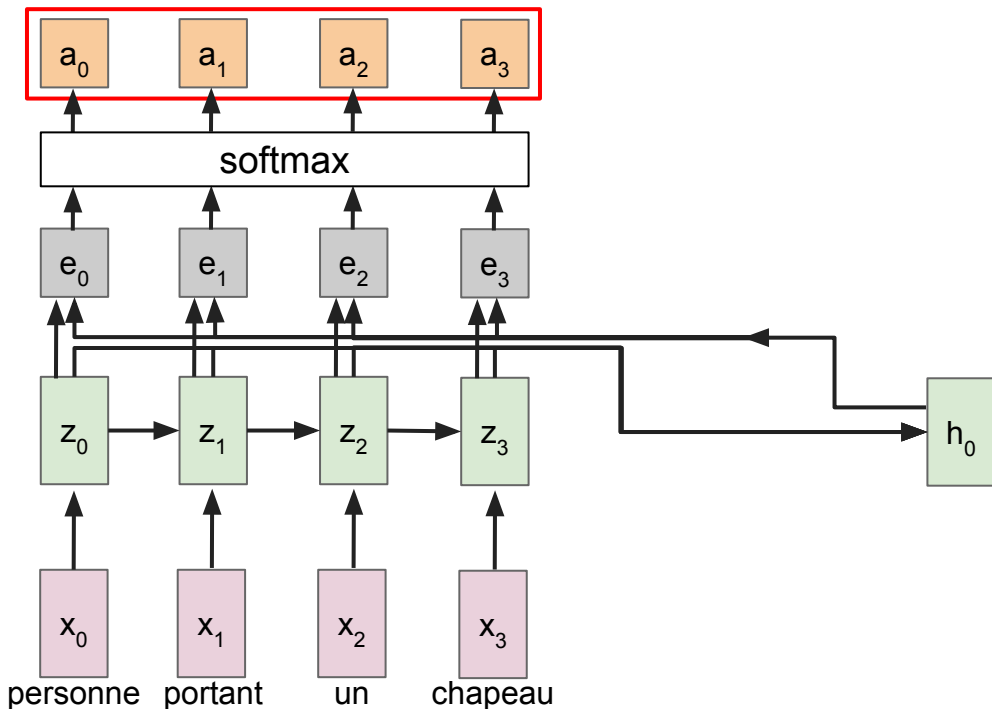
Compute alignments scores (scalars):

$$e_{t,i} = f_{att}(h_{t-1}, z_i)$$

$f_{att}(\cdot)$ is an MLP



Attention in NLP - Language translation example



Compute alignments scores (scalars):

$$e_{t,i} = f_{att}(h_{t-1}, z_i)$$

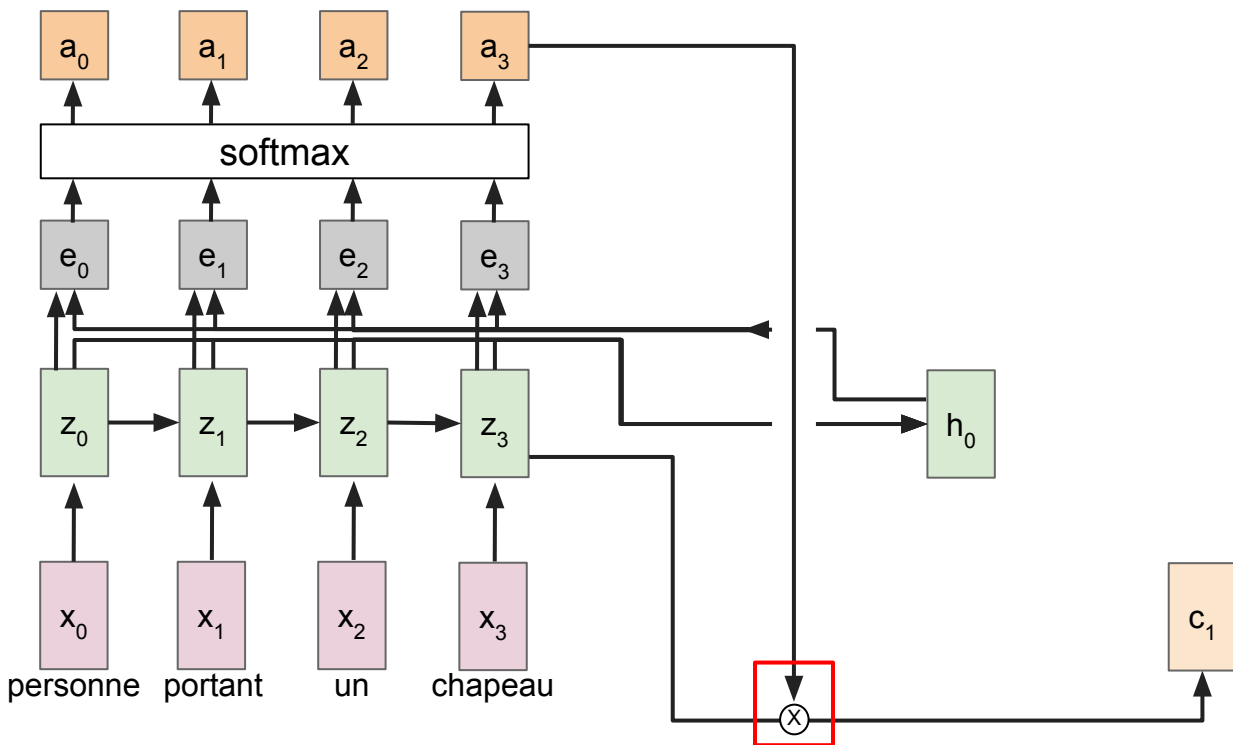
$f_{att}(\cdot)$ is an MLP

Normalize to get attention weights:

$$a_{t,:} = \text{softmax}(e_{t,:})$$

$0 < a_{t,i,j} < 1$,
attention values sum to 1

Attention in NLP - Language translation example



Compute alignments scores (scalars):

$$e_{t,i} = f_{att}(h_{t-1}, z_i)$$

$f_{att}(\cdot)$ is an MLP

Normalize to get attention weights:

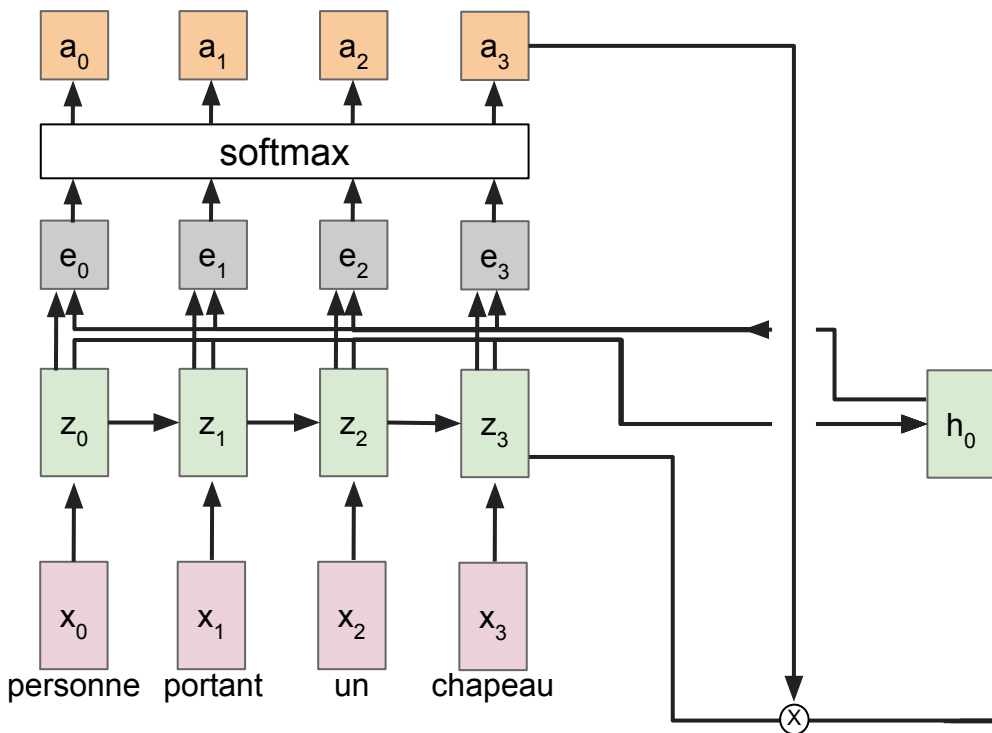
$$a_{t,:} = \text{softmax}(e_{t,:})$$

$0 < a_{t,i,j} < 1$,
attention values sum to 1

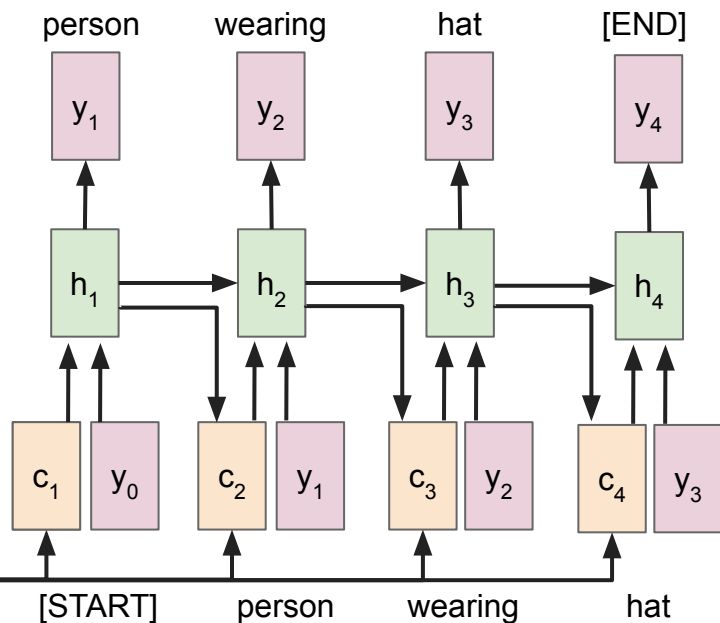
Compute context vector:

$$c_t = \sum_i a_{t,i} z_{t,i}$$

Attention in NLP - Language translation example



Decoder: $y_t = g_V(y_{t-1}, h_{t-1}, c)$
where context vector c is often $c = h_0$



Bahdanau et al, "Neural machine translation by jointly learning to align and translate", ICLR 2015


Similar visualization of attention weights

English to French translation example:

Input: "The agreement on the **European Economic Area** was signed in August 1992."

Output: "L'accord sur la **zone économique européenne** a été signé en août 1992."

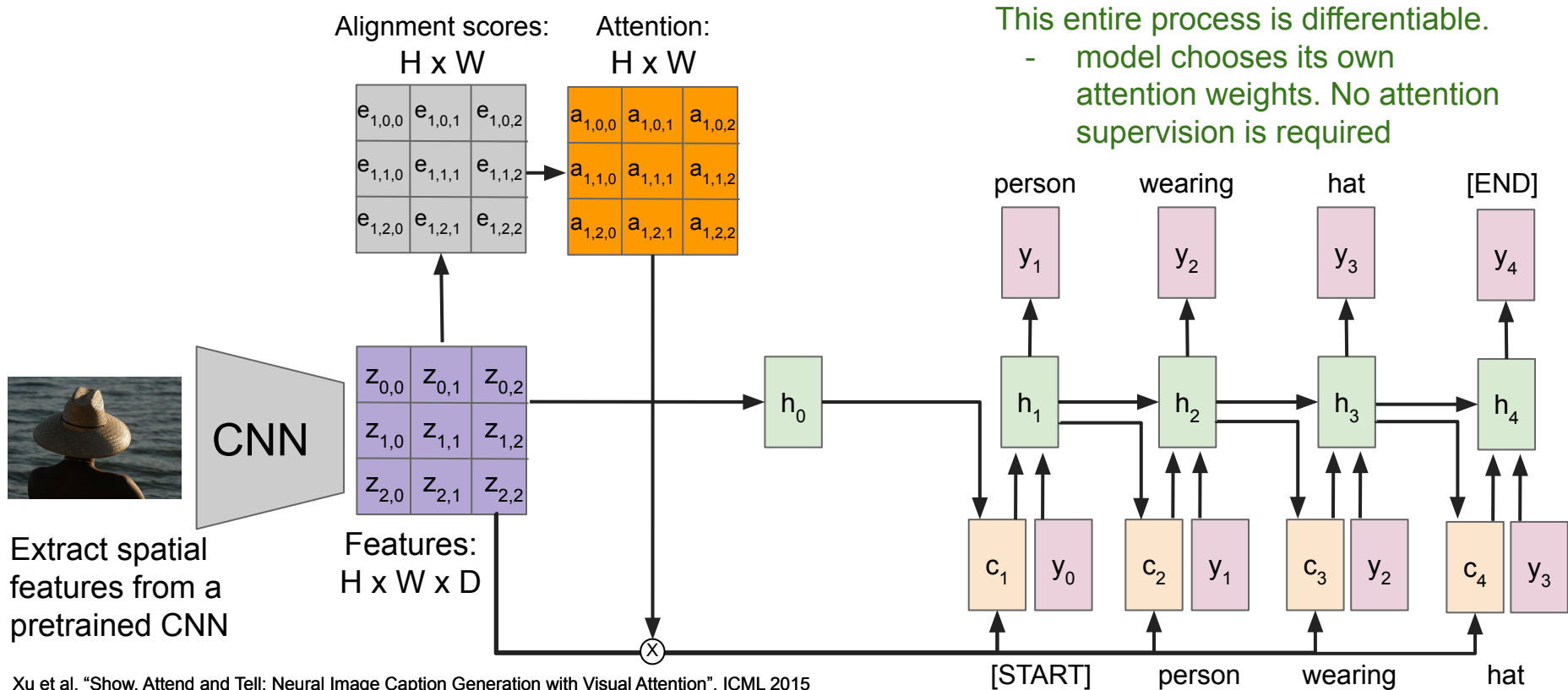
Without any attention supervision, model learns different word orderings for different languages



Today's Agenda:

- Attention with RNNs
 - In Computer Vision
 - In NLP
- **General Attention Layer**
 - Self-attention
 - Positional encoding
 - Masked attention
 - Multi-head attention
- Transformers

Image Captioning with RNNs & Attention



Xu et al., "Show, Attend and Tell: Neural Image Caption Generation with Visual Attention", ICML 2015

Attention we just saw in image captioning

Features

$z_{0,0}$	$z_{0,1}$	$z_{0,2}$
$z_{1,0}$	$z_{1,1}$	$z_{1,2}$
$z_{2,0}$	$z_{2,1}$	$z_{2,2}$

h

Inputs:

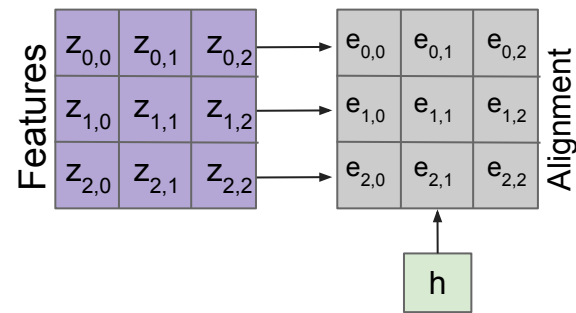
Features: \mathbf{z} (shape: $H \times W \times D$)

Query: \mathbf{h} (shape: D)

Attention we just saw in image captioning

Operations:

$$\text{Alignment: } e_{i,j} = f_{\text{att}}(h, z_{i,j})$$

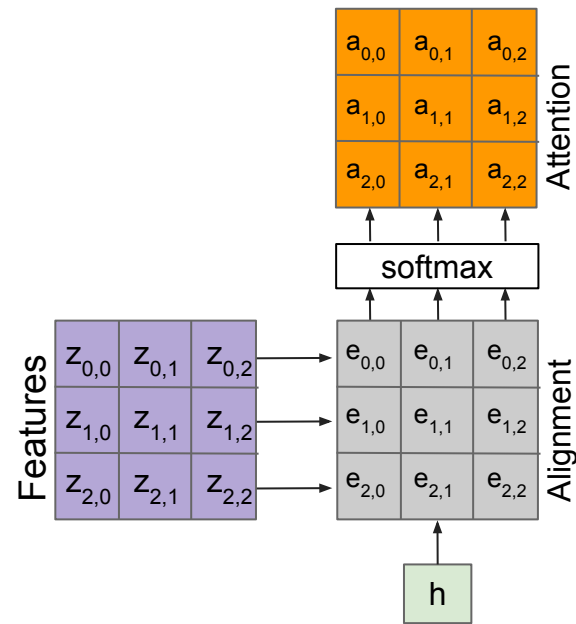


Inputs:

Features: \mathbf{z} (shape: $H \times W \times D$)

Query: \mathbf{h} (shape: D)

Attention we just saw in image captioning



Operations:

Alignment: $e_{i,j} = f_{\text{att}}(h, z_{i,j})$

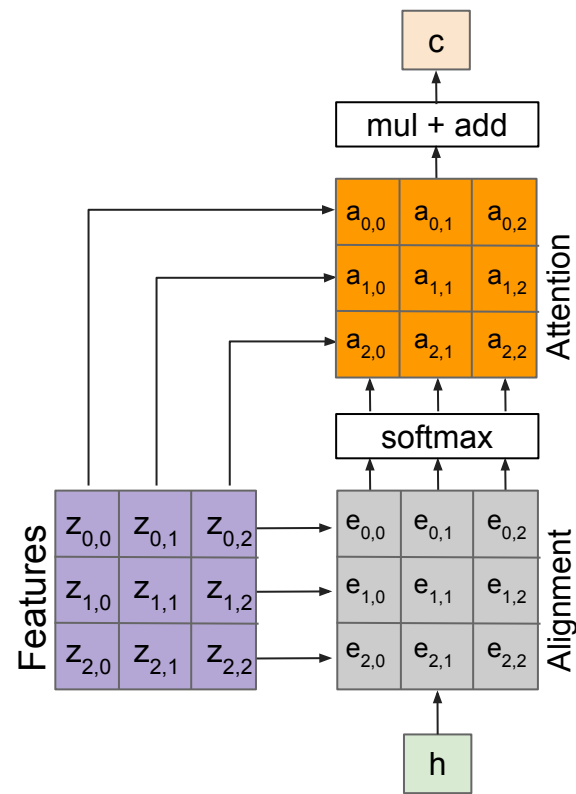
Attention: $\mathbf{a} = \text{softmax}(\mathbf{e})$

Inputs:

Features: \mathbf{z} (shape: $H \times W \times D$)

Query: \mathbf{h} (shape: D)

Attention we just saw in image captioning

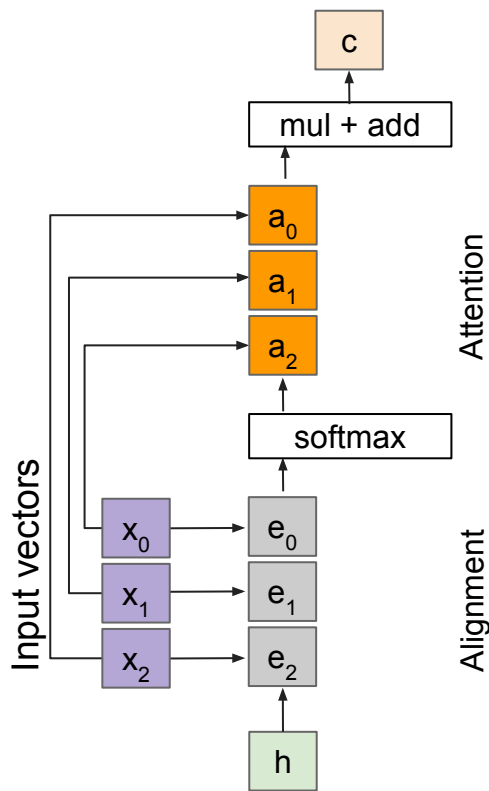


Outputs:
context vector: \mathbf{c} (shape: D)

Operations:
Alignment: $e_{i,j} = f_{\text{att}}(h, z_{i,j})$
Attention: $\mathbf{a} = \text{softmax}(\mathbf{e})$
Output: $\mathbf{c} = \sum_{i,j} a_{i,j} z_{i,j}$

Inputs:
Features: \mathbf{z} (shape: H x W x D)
Query: \mathbf{h} (shape: D)

General attention layer



Outputs:
context vector: \mathbf{c} (shape: D)

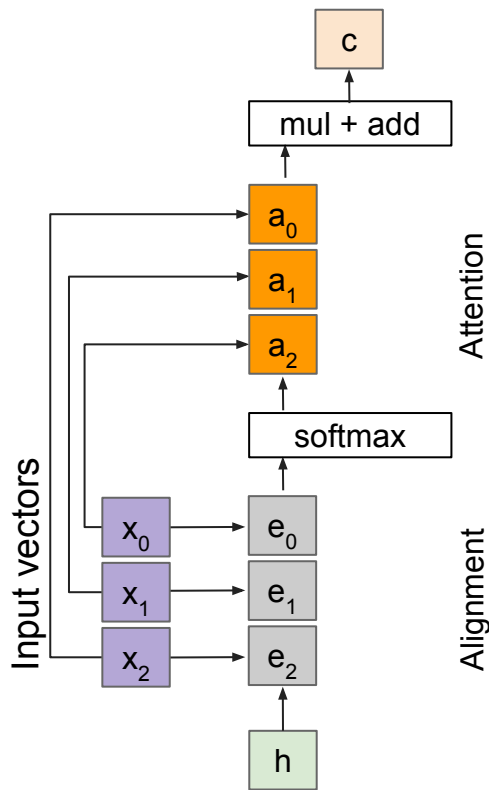
Operations:
Alignment: $e_i = f_{\text{att}}(h, x_i)$
Attention: $\mathbf{a} = \text{softmax}(\mathbf{e})$
Output: $\mathbf{c} = \sum_i a_i x_i$

Inputs:
Input vectors: \mathbf{x} (shape: N x D)
Query: \mathbf{h} (shape: D)

Attention operation is **permutation invariant**.

- Doesn't care about ordering of the features
- Stretch $H \times W = N$ into N vectors

General attention layer



Outputs:
context vector: \mathbf{c} (shape: D)

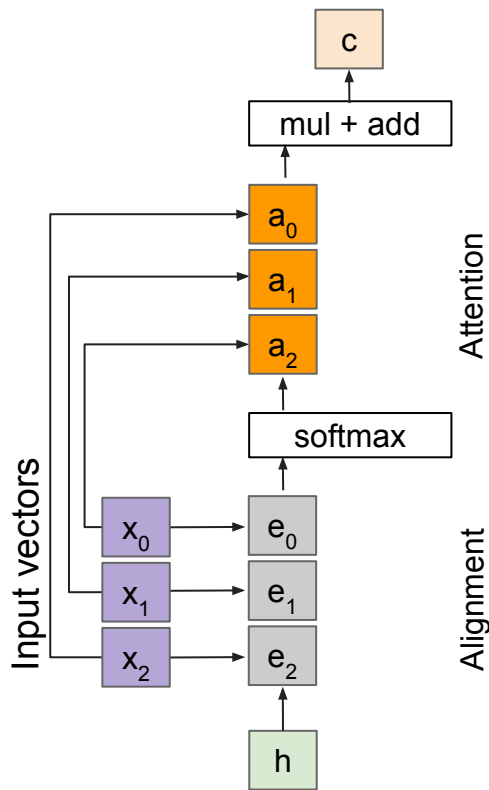
Operations:
Alignment: $e_i = h \cdot x_i$
Attention: $\mathbf{a} = \text{softmax}(\mathbf{e})$
Output: $\mathbf{c} = \sum_i a_i x_i$

Change $f_{\text{att}}(\cdot)$ to a simple dot product

- only works well with key & value transformation trick (will mention in a few slides)

Inputs:
Input vectors: \mathbf{x} (shape: N x D)
Query: \mathbf{h} (shape: D)

General attention layer



Outputs:
context vector: \mathbf{c} (shape: D)

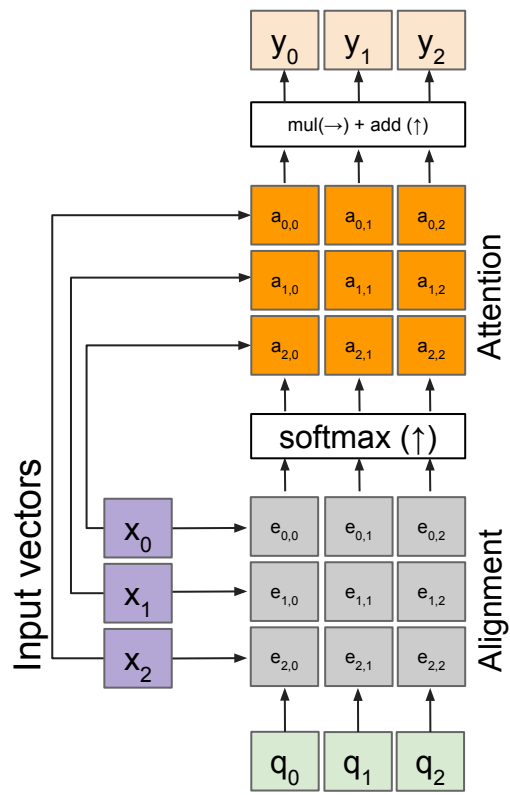
Operations:
Alignment: $e_i = h \cdot x_i / \sqrt{D}$
Attention: $\mathbf{a} = \text{softmax}(\mathbf{e})$
Output: $\mathbf{c} = \sum_i a_i x_i$

Inputs:
Input vectors: \mathbf{x} (shape: $N \times D$)
Query: \mathbf{h} (shape: D)

Change $f_{att}(\cdot)$ to a **scaled** simple dot product

- High dimensionality means more terms in the dot product sum.
- Large magnitude vectors will cause softmax to peak and assign very little weight to all others
- Dividing by \sqrt{D} will reduce effect of large magnitude vectors

General attention layer



Outputs:
context vectors: \mathbf{y} (shape: $M \times D$)

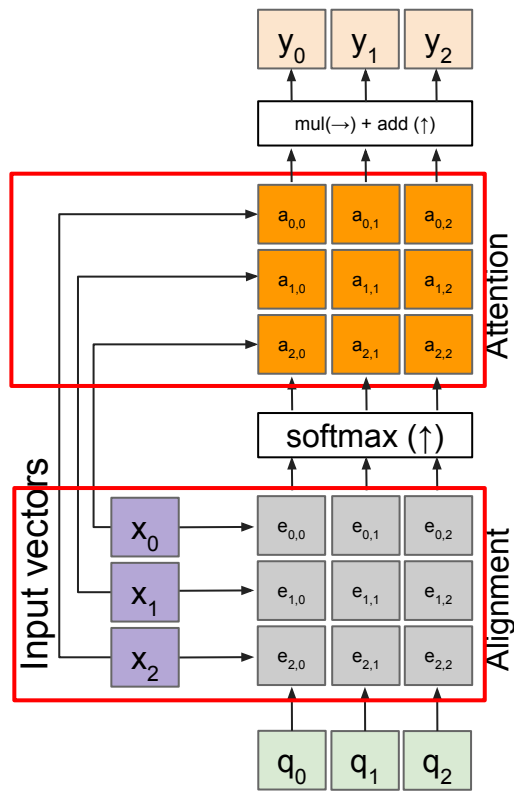
Multiple query vectors
- each query creates a new output context vector

Operations:
Alignment: $e_{i,j} = q_j \cdot x_i / \sqrt{D}$
Attention: $\mathbf{a} = \text{softmax}(\mathbf{e})$
Output: $y_j = \sum_i a_{i,j} x_i$

Inputs:
Input vectors: \mathbf{x} (shape: $N \times D$)
Queries: \mathbf{q} (shape: $M \times D$)

Multiple query vectors

General attention layer



Outputs:
context vectors: \mathbf{y} (shape: $M \times D$)

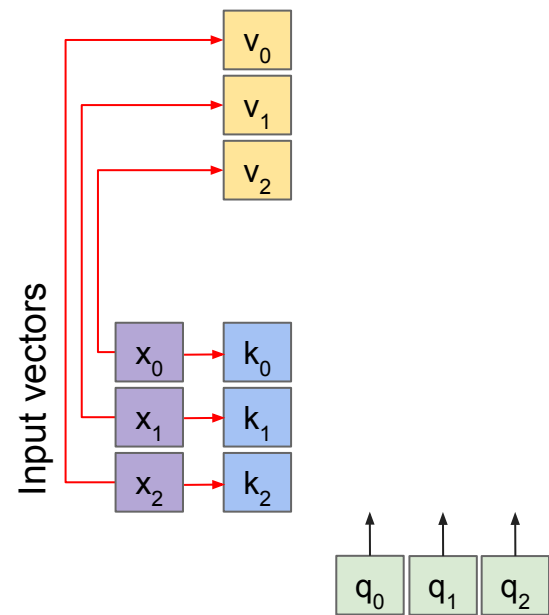
Operations:
Alignment: $e_{i,j} = q_j \cdot x_i / \sqrt{D}$
Attention: $\mathbf{a} = \text{softmax}(\mathbf{e})$
Output: $y_j = \sum_i a_{i,j} x_i$

Inputs:
Input vectors: \mathbf{x} (shape: $N \times D$)
Queries: \mathbf{q} (shape: $M \times D$)

The input vectors are used for both the alignment as well as the attention calculations.

- We can add more expressivity to the layer by adding a different FC layer before each of the two steps.

General attention layer



Operations:

Key vectors: $\mathbf{k} = \mathbf{x}\mathbf{W}_k$

Value vectors: $\mathbf{v} = \mathbf{x}\mathbf{W}_v$

The input vectors are used for both the alignment as well as the attention calculations.

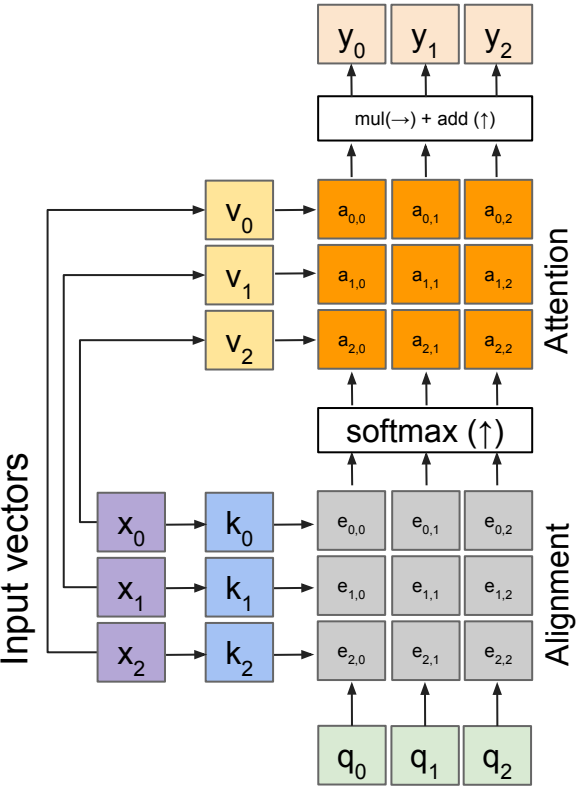
- We can add more expressivity to the layer by adding a different FC layer before each of the two steps.

Inputs:

Input vectors: \mathbf{x} (shape: $N \times D$)

Queries: \mathbf{q} (shape: $M \times D_k$)

General attention layer



Outputs:
context vectors: \mathbf{y} (shape: $M \times D_v$)

The input and output dimensions can now change depending on the key and value FC layers

Operations:
Key vectors: $\mathbf{k} = \mathbf{x}\mathbf{W}_k$
Value vectors: $\mathbf{v} = \mathbf{x}\mathbf{W}_v$
Alignment: $e_{ij} = q_j \cdot k_i / \sqrt{D}$
Attention: $\mathbf{a} = \text{softmax}(\mathbf{e})$
Output: $y_j = \sum_i a_{i,j} v_i$

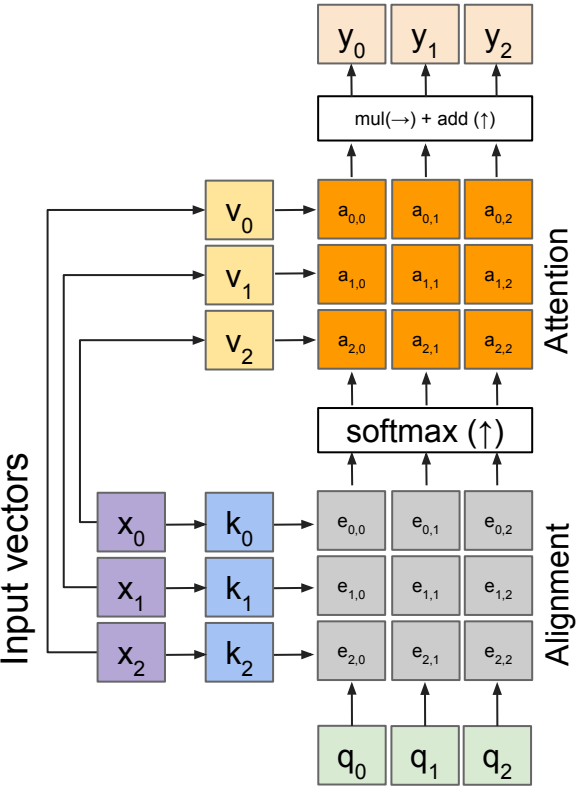
The input vectors are used for both the alignment as well as the attention calculations.

- We can add more expressivity to the layer by adding a different FC layer before each of the two steps.

Inputs:
Input vectors: \mathbf{x} (shape: $N \times D$)
Queries: \mathbf{q} (shape: $M \times D_k$)

Deriving self-attention from this general attention layer

General attention layer



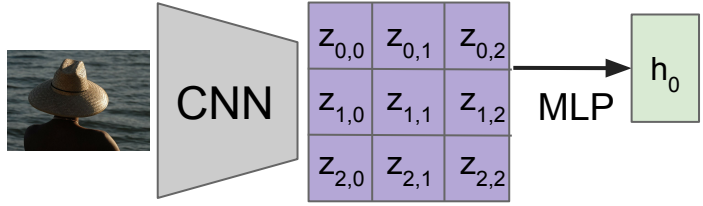
Outputs:
context vectors: \mathbf{y} (shape: D_v)

Operations:
Key vectors: $\mathbf{k} = \mathbf{x}\mathbf{W}_k$
Value vectors: $\mathbf{v} = \mathbf{x}\mathbf{W}_v$
Alignment: $e_{i,j} = q_j \cdot k_i / \sqrt{D}$
Attention: $\mathbf{a} = \text{softmax}(\mathbf{e})$
Output: $y_j = \sum_i a_{i,j} v_i$

Inputs:
Input vectors: \mathbf{x} (shape: $N \times D$)
Queries: \mathbf{q} (shape: $M \times D_k$)

Recall that the query vector was a function of the input vectors

Encoder: $h_0 = f_w(\mathbf{z})$
where \mathbf{z} is spatial CNN features
 $f_w(\cdot)$ is an MLP



Self attention layer

We can calculate the query vectors from the input vectors, therefore, defining a "self-attention" layer.

Instead, query vectors are calculated using a FC layer.

No input query vectors anymore

Operations:

Key vectors: $\mathbf{k} = \mathbf{x}\mathbf{W}_k$

Value vectors: $\mathbf{v} = \mathbf{x}\mathbf{W}_v$

Query vectors: $\mathbf{q} = \mathbf{x}\mathbf{W}_q$

Alignment: $e_{i,j} = \mathbf{q}_i \cdot \mathbf{k}_j / \sqrt{D}$

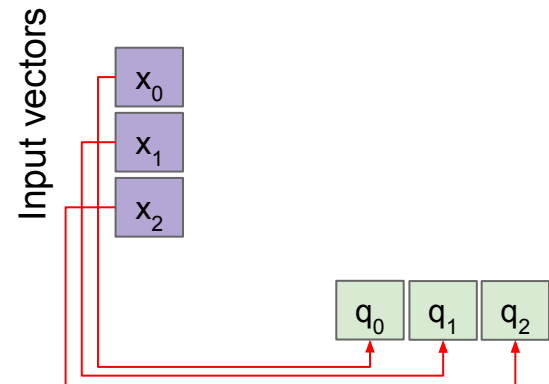
Attention: $\mathbf{a} = \text{softmax}(\mathbf{e})$

Output: $y_j = \sum_i a_{i,j} v_i$

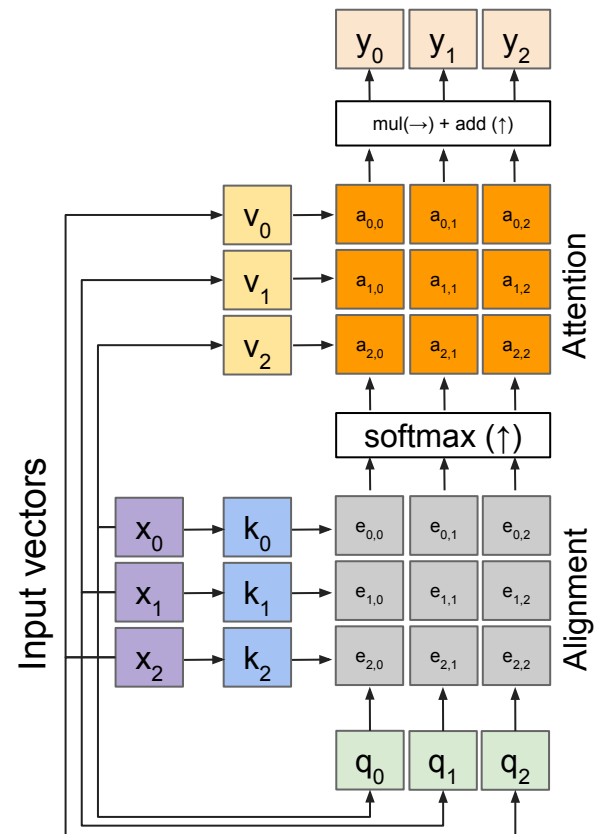
Inputs:

Input vectors: \mathbf{x} (shape: $N \times D$)

Queries: \mathbf{q} (shape: $M \times D_q$)



Self attention layer

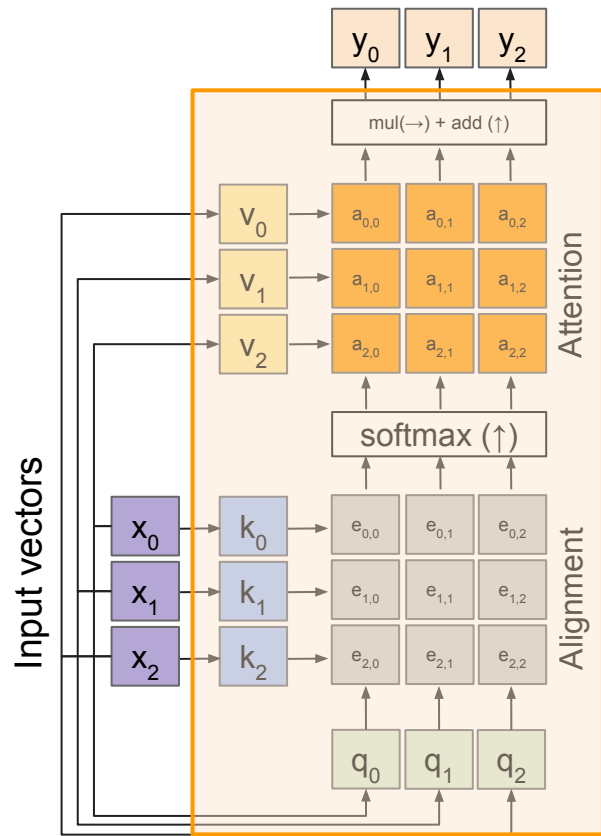


Outputs:
context vectors: \mathbf{y} (shape: D_v)

Operations:
Key vectors: $\mathbf{k} = \mathbf{x}W_k$
Value vectors: $\mathbf{v} = \mathbf{x}W_v$
Query vectors: $\mathbf{q} = \mathbf{x}W_q$
Alignment: $e_{i,j} = \mathbf{q}_j \cdot \mathbf{k}_i / \sqrt{D}$
Attention: $\mathbf{a} = \text{softmax}(\mathbf{e})$
Output: $y_j = \sum_i a_{i,j} v_i$

Inputs:
Input vectors: \mathbf{x} (shape: $N \times D$)

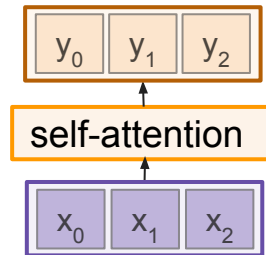
Self attention layer - attends over sets of inputs



Outputs:
context vectors: \mathbf{y} (shape: D_v)

Operations:
Key vectors: $\mathbf{k} = \mathbf{x}W_k$
Value vectors: $\mathbf{v} = \mathbf{x}W_v$
Query vectors: $\mathbf{q} = \mathbf{x}W_q$
Alignment: $e_{i,j} = q_j \cdot k_i / \sqrt{D}$
Attention: $\mathbf{a} = \text{softmax}(\mathbf{e})$
Output: $y_j = \sum_i a_{i,j} v_i$

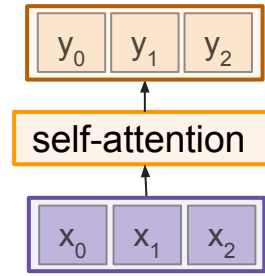
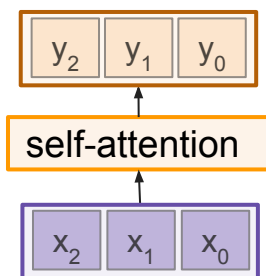
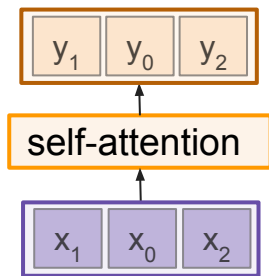
Inputs:
Input vectors: \mathbf{x} (shape: $N \times D$)



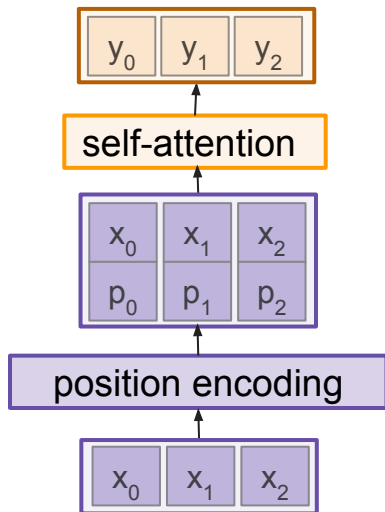
Self attention layer - attends over sets of inputs

Permutation invariant

Problem: how can we encode ordered sequences like language or spatially ordered image features?



Positional encoding



Concatenate special positional encoding p_j to each input vector x_j

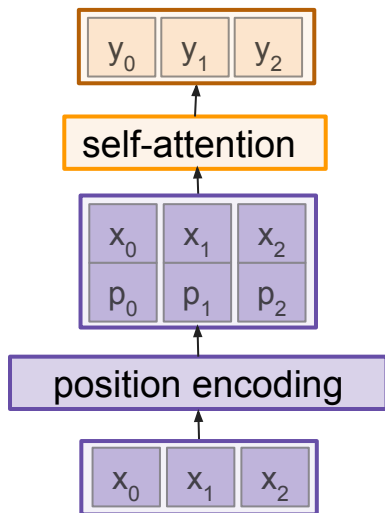
We use a function $pos: \mathbb{N} \rightarrow \mathbb{R}^d$ to process the position j of the vector into a d -dimensional vector

So, $p_j = pos(j)$

Desiderata of $pos(\cdot)$:

1. It should output a **unique** encoding for each time-step (word's position in a sentence)
2. **Distance** between any two time-steps should be consistent across sentences with different lengths.
3. Our model should generalize to **longer** sentences without any efforts. Its values should be bounded.
4. It must be **deterministic**.

Positional encoding



Concatenate special positional encoding p_j to each input vector x_j

We use a function $pos: \mathbb{N} \rightarrow \mathbb{R}^d$ to process the position j of the vector into a d -dimensional vector

So, $p_j = pos(j)$

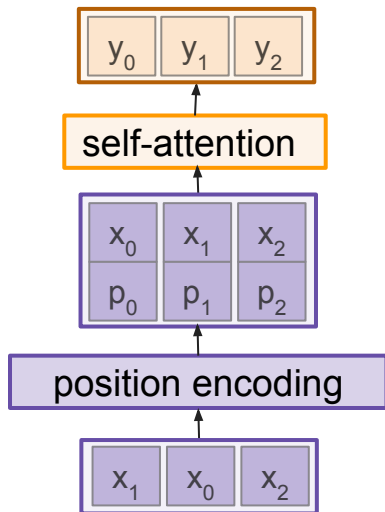
Options for $pos(\cdot)$

1. Learn a lookup table:
 - Learn parameters to use for $pos(t)$ for $t \in [0, T)$
 - Lookup table contains $T \times d$ parameters.

Desiderata of $pos(\cdot)$:

1. It should output a **unique** encoding for each time-step (word's position in a sentence)
2. **Distance** between any two time-steps should be consistent across sentences with different lengths.
3. Our model should generalize to **longer** sentences without any efforts. Its values should be bounded.
4. It must be **deterministic**.

Positional encoding



Concatenate special positional encoding p_j to each input vector x_j

We use a function $pos: \mathbb{N} \rightarrow \mathbb{R}^d$ to process the position j of the vector into a d -dimensional vector

So, $p_j = pos(j)$

Options for $pos(\cdot)$

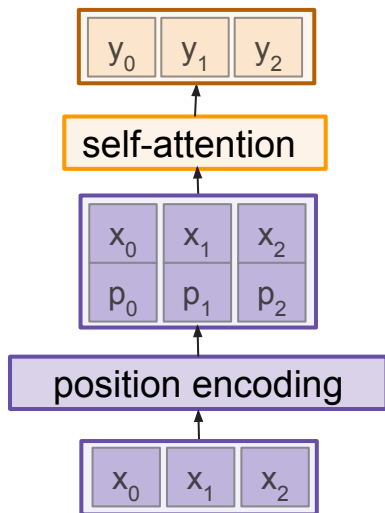
1. Learn a lookup table:
 - Learn parameters to use for $pos(t)$ for $t \in [0, T)$
 - Lookup table contains $T \times d$ parameters.
2. Design a fixed function with the desiderata
 -

$$p(t) = \begin{bmatrix} \sin(\omega_1 \cdot t) \\ \cos(\omega_1 \cdot t) \\ \\ \sin(\omega_2 \cdot t) \\ \cos(\omega_2 \cdot t) \\ \\ \vdots \\ \\ \sin(\omega_{d/2} \cdot t) \\ \cos(\omega_{d/2} \cdot t) \end{bmatrix}_d$$

$$\text{where } \omega_k = \frac{1}{10000^{2k/d}}$$

Vaswani et al, "Attention is all you need", NeurIPS 2017

Positional encoding



Concatenate special positional encoding p_j to each input vector x_j

We use a function $pos: \mathbb{N} \rightarrow \mathbb{R}^d$ to process the position j of the vector into a d -dimensional vector

So, $p_j = pos(j)$

Options for $pos(\cdot)$

- Learn a lookup table:
 - Learn parameters to use for $pos(t)$ for $t \in [0, T)$
 - Lookup table contains $T \times d$ parameters.

- Design a fixed function with the desiderata

○

$$p(t) = \begin{bmatrix} \sin(\omega_1 \cdot t) \\ \cos(\omega_1 \cdot t) \\ \\ \sin(\omega_2 \cdot t) \\ \cos(\omega_2 \cdot t) \\ \\ \vdots \\ \\ \sin(\omega_{d/2} \cdot t) \\ \cos(\omega_{d/2} \cdot t) \end{bmatrix}_d$$

Intuition:

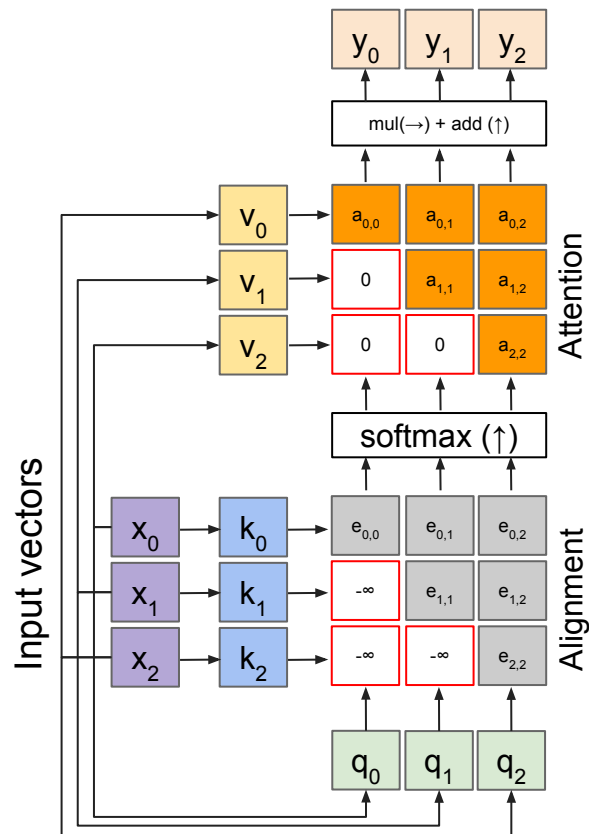
0 :	0 0 0 0	8 :	1 0 0 0
1 :	0 0 0 1	9 :	1 0 0 1
2 :	0 0 1 0	10 :	1 0 1 0
3 :	0 0 1 1	11 :	1 0 1 1
4 :	0 1 0 0	12 :	1 1 0 0
5 :	0 1 0 1	13 :	1 1 0 1
6 :	0 1 1 0	14 :	1 1 1 0
7 :	0 1 1 1	15 :	1 1 1 1

where $\omega_k = \frac{1}{10000^{2k/d}}$

[image source](#)

Vaswani et al, "Attention is all you need", NeurIPS 2017

Masked self-attention layer



Outputs:
context vectors: \mathbf{y} (shape: D_v)

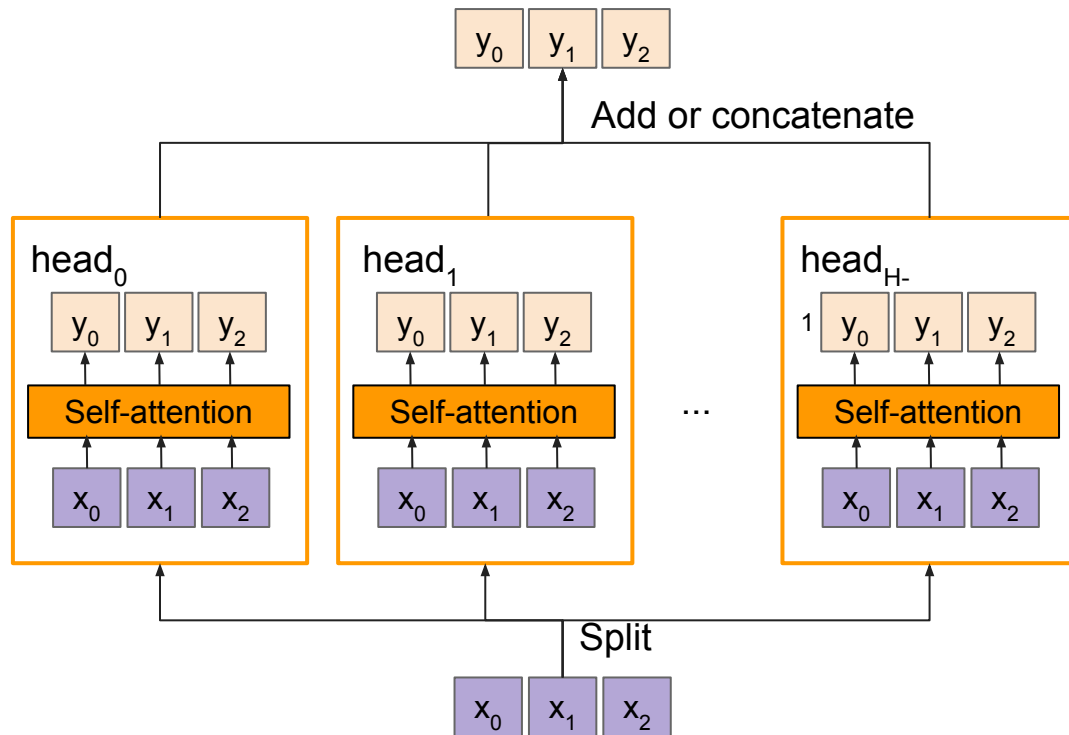
Operations:
Key vectors: $\mathbf{k} = \mathbf{x}W_k$
Value vectors: $\mathbf{v} = \mathbf{x}W_v$
Query vectors: $\mathbf{q} = \mathbf{x}W_q$
Alignment: $e_{i,j} = \mathbf{q}_j \cdot \mathbf{k}_i / \sqrt{D}$
Attention: $\mathbf{a} = \text{softmax}(\mathbf{e})$
Output: $y_j = \sum_i a_{i,j} v_i$

Inputs:
Input vectors: \mathbf{x} (shape: $N \times D$)

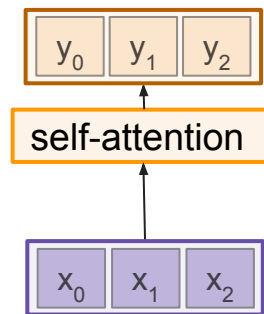
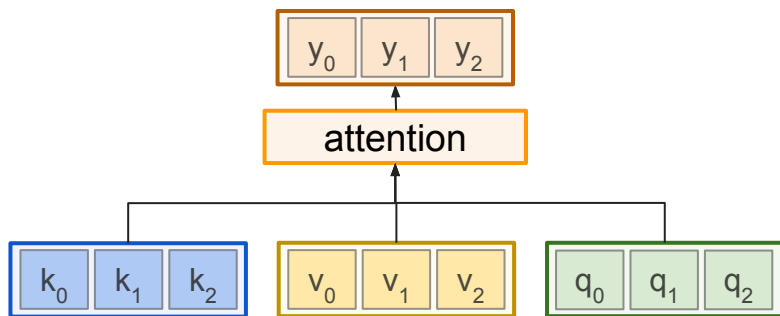
- Prevent vectors from looking at future vectors.
- Manually set alignment scores to $-\infty$

Multi-head self attention layer

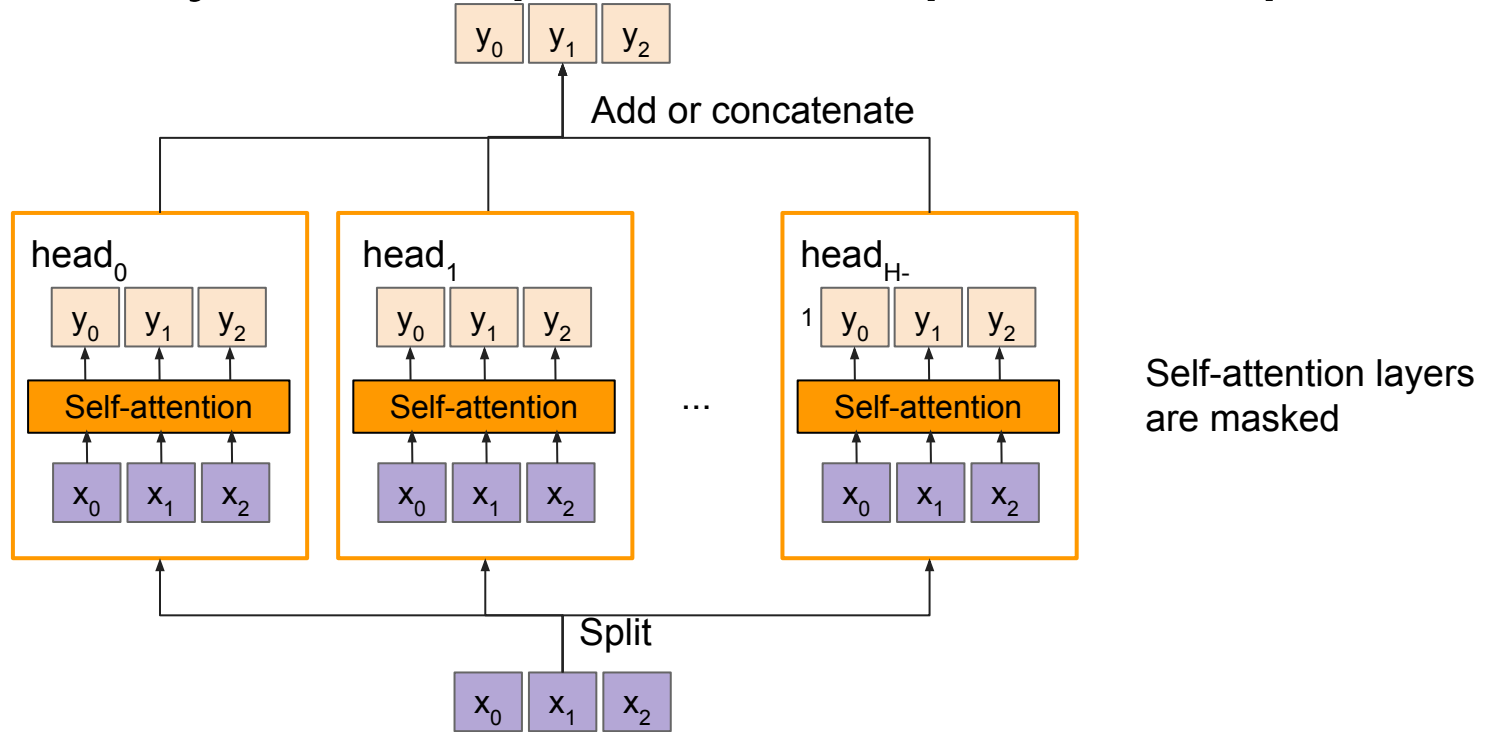
- Multiple self-attention heads in parallel



General attention versus self-attention



Attention layers can process sequential inputs



Comparing RNNs to masked multi-headed attention

RNNs

- (+) LSTMs work reasonably well for long sequences.
- (-) Expects an ordered sequences of inputs
- (-) Sequential computation: subsequent hidden states can only be computed after the previous ones are done.

Masked multi-headed attention:

- (+) Good at long sequences. Each attention calculation looks at all inputs.
- (+) Can operate over unordered sets or ordered sequences with positional encodings.
- (+) Parallel computation: All alignment and attention scores for all inputs can be done in parallel.
- (-) Requires a lot of memory: $N \times M$ alignment and attention scalars need to be calculated and stored for a single self-attention head. (but GPUs are getting bigger and better)


Today's Agenda:

- **Attention with RNNs**
 - In Computer Vision
 - In NLP
- **General Attention Layer**
 - Self-attention
 - Positional encoding
 - Masked attention
 - Multi-head attention
- **Transformers**

Image Captioning using **transformers**

Input: Image I

Output: Sequence $\mathbf{y} = y_1, y_2, \dots, y_T$



Extract spatial features from a pretrained CNN

Features:
 $H \times W \times D$

Image Captioning using transformers

Input: Image I

Output: Sequence $\mathbf{y} = y_1, y_2, \dots, y_T$

Encoder: $\mathbf{c} = T_w(\mathbf{z})$

where \mathbf{z} is spatial CNN features

$T_w(\cdot)$ is the transformer encoder

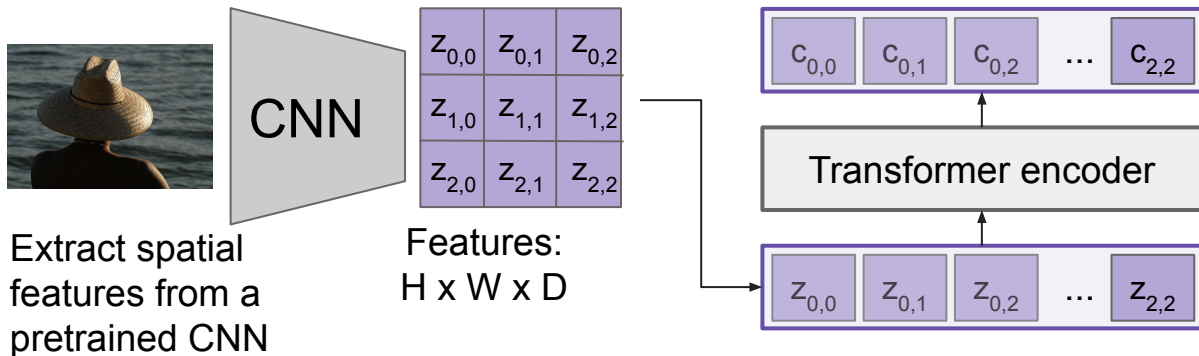


Image Captioning using transformers

Input: Image I

Output: Sequence $\mathbf{y} = y_1, y_2, \dots, y_T$

Decoder: $y_t = T_D(\mathbf{y}_{0:t-1}, \mathbf{c})$

where $T_D(\cdot)$ is the transformer decoder

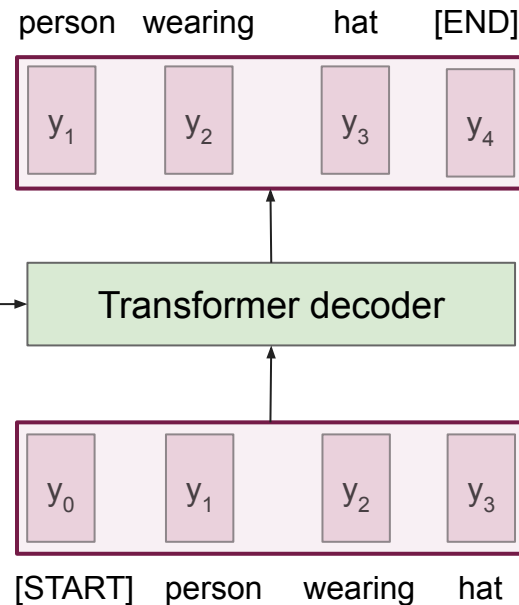
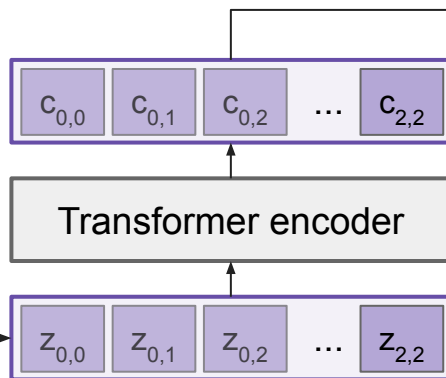
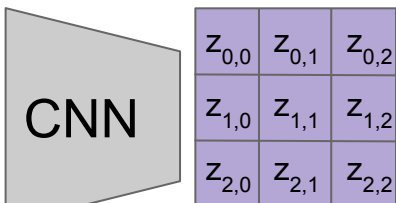
Encoder: $\mathbf{c} = T_w(\mathbf{z})$

where \mathbf{z} is spatial CNN features

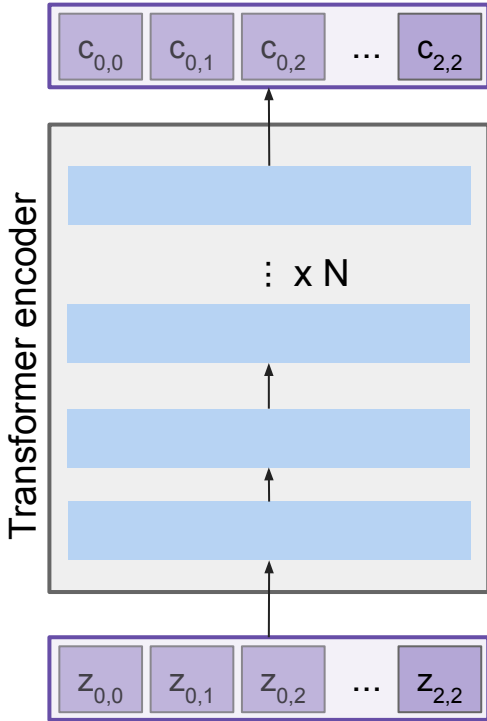
$T_w(\cdot)$ is the transformer encoder



Extract spatial features from a pretrained CNN



The Transformer encoder block

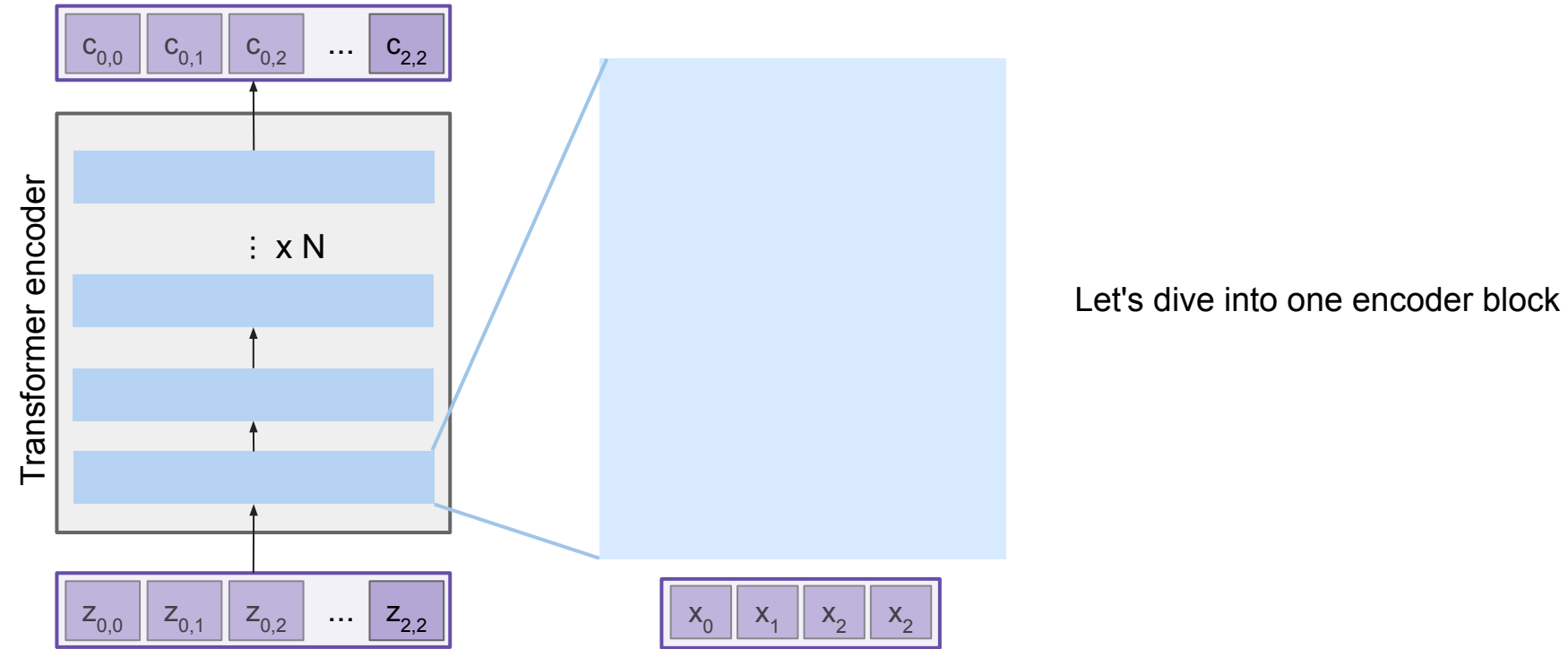


Made up of N encoder blocks.

In vaswani et al. $N = 6$, $D_q = 512$

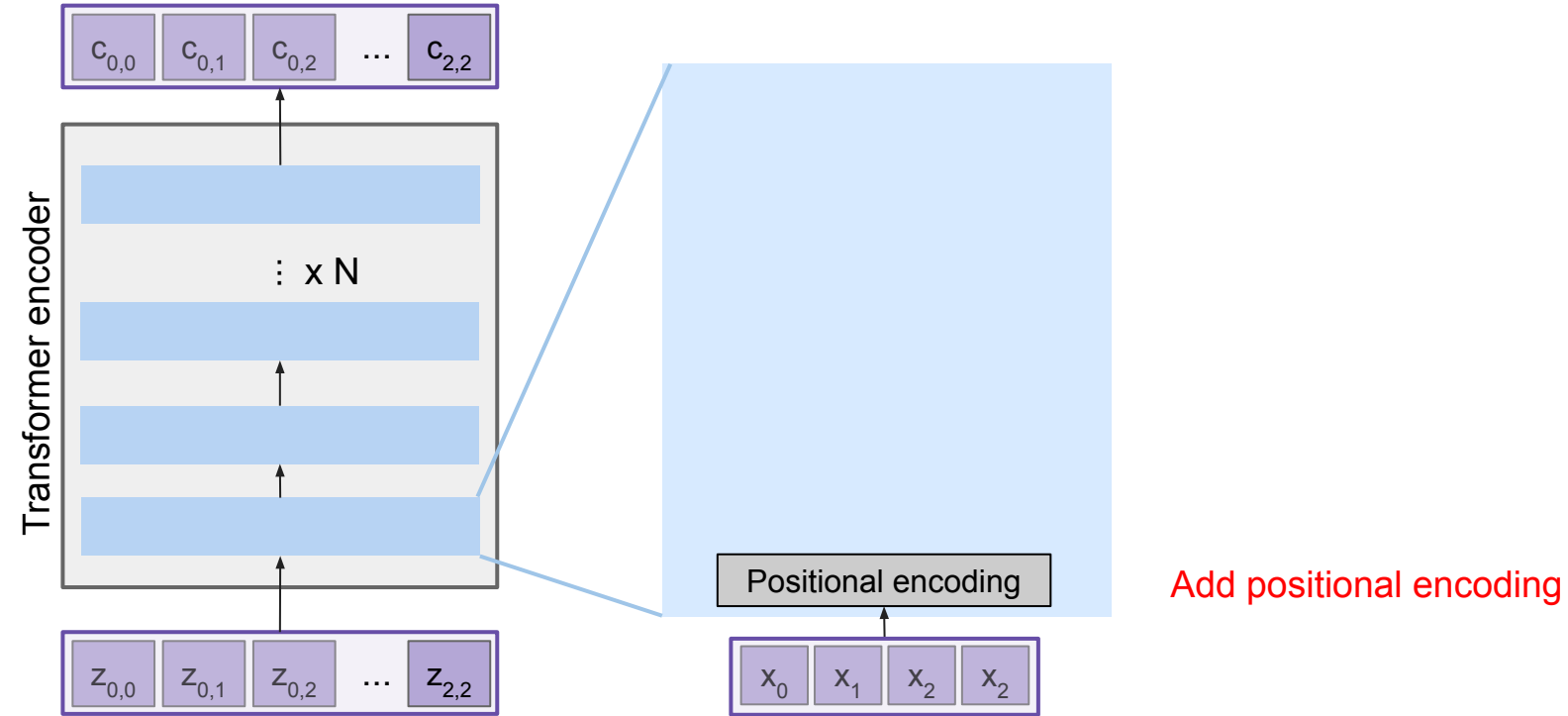
Vaswani et al, "Attention is all you need", NeurIPS 2017

The Transformer encoder block



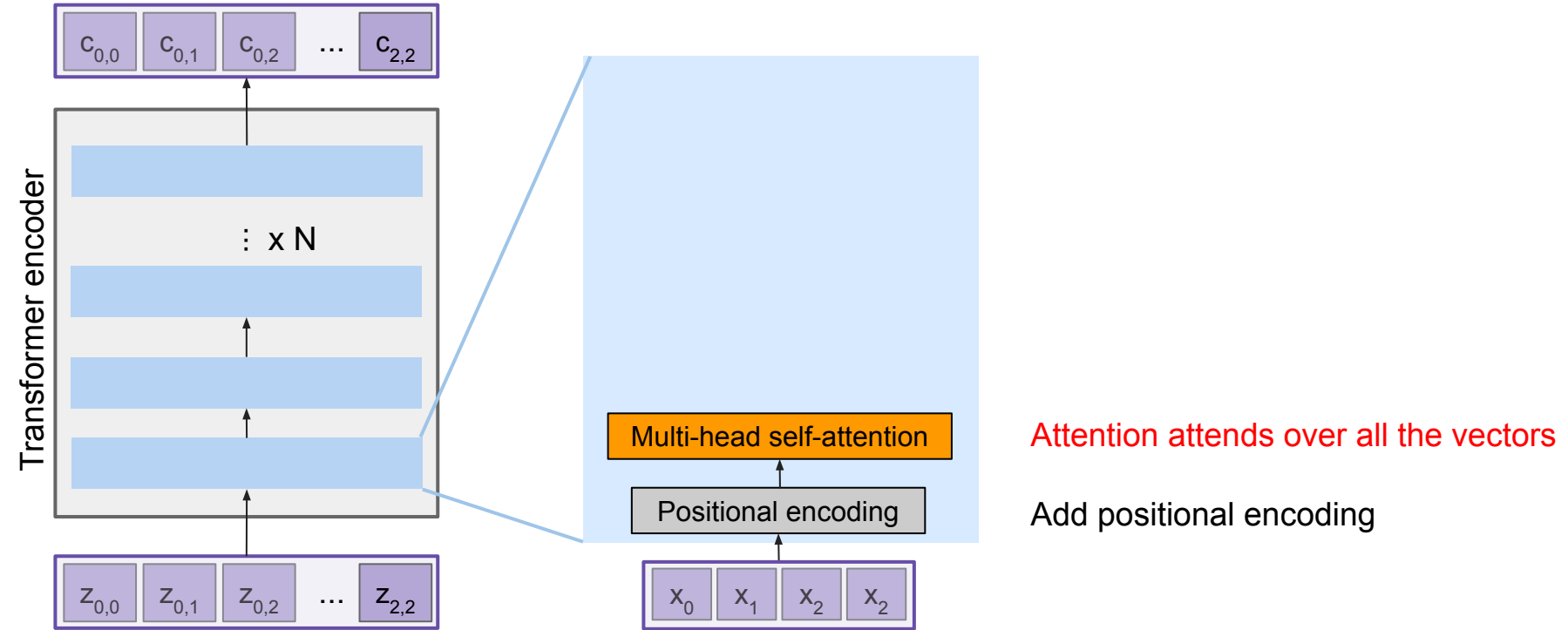
Vaswani et al, "Attention is all you need", NeurIPS 2017

The Transformer encoder block



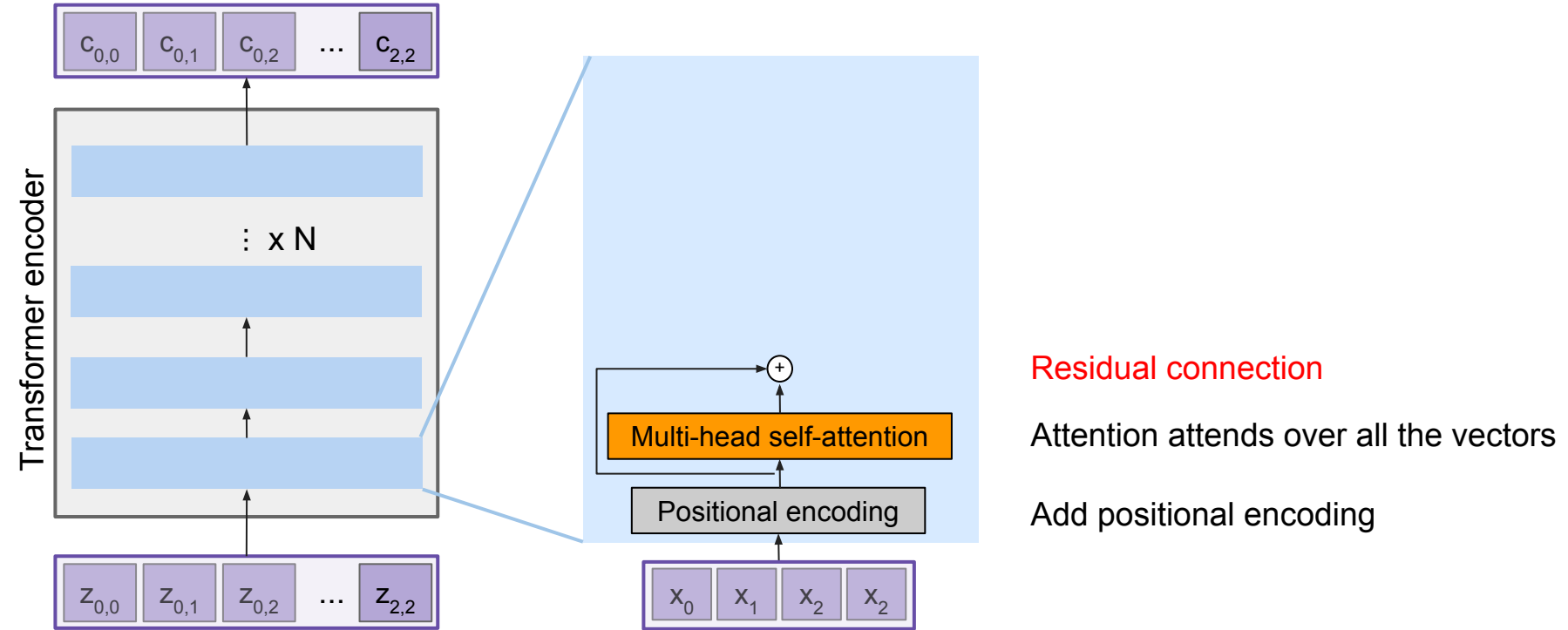
Vaswani et al, "Attention is all you need", NeurIPS 2017

The Transformer encoder block



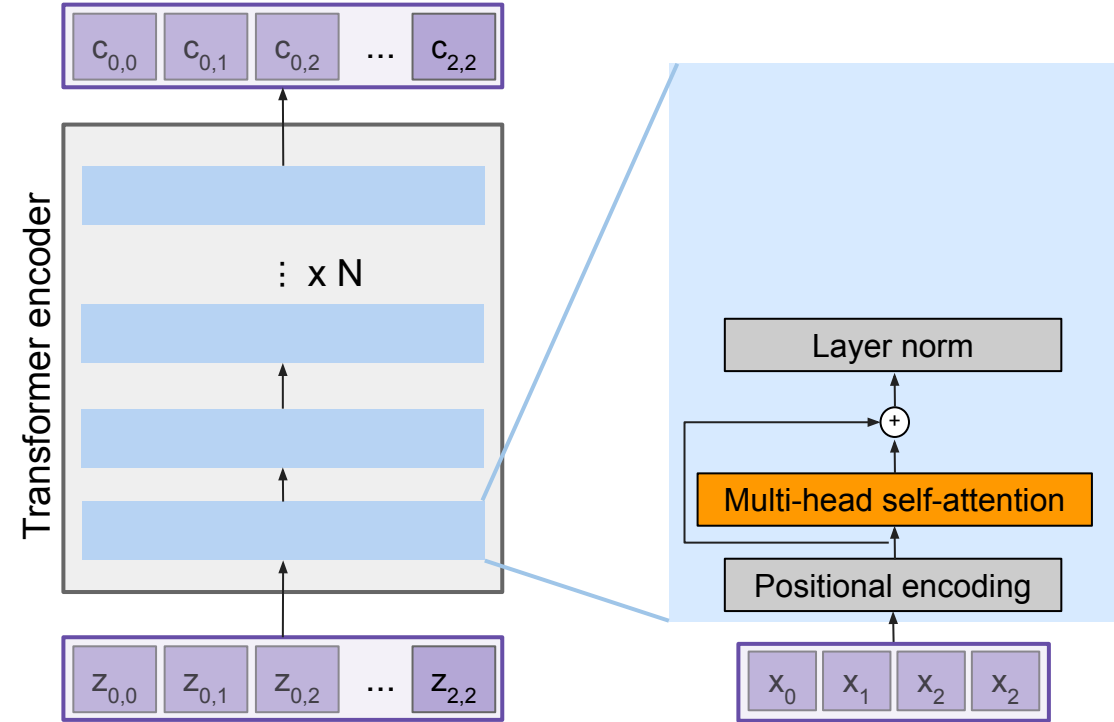
Vaswani et al, "Attention is all you need", NeurIPS 2017

The Transformer encoder block



Vaswani et al, "Attention is all you need", NeurIPS 2017

The Transformer encoder block



LayerNorm over each vector individually

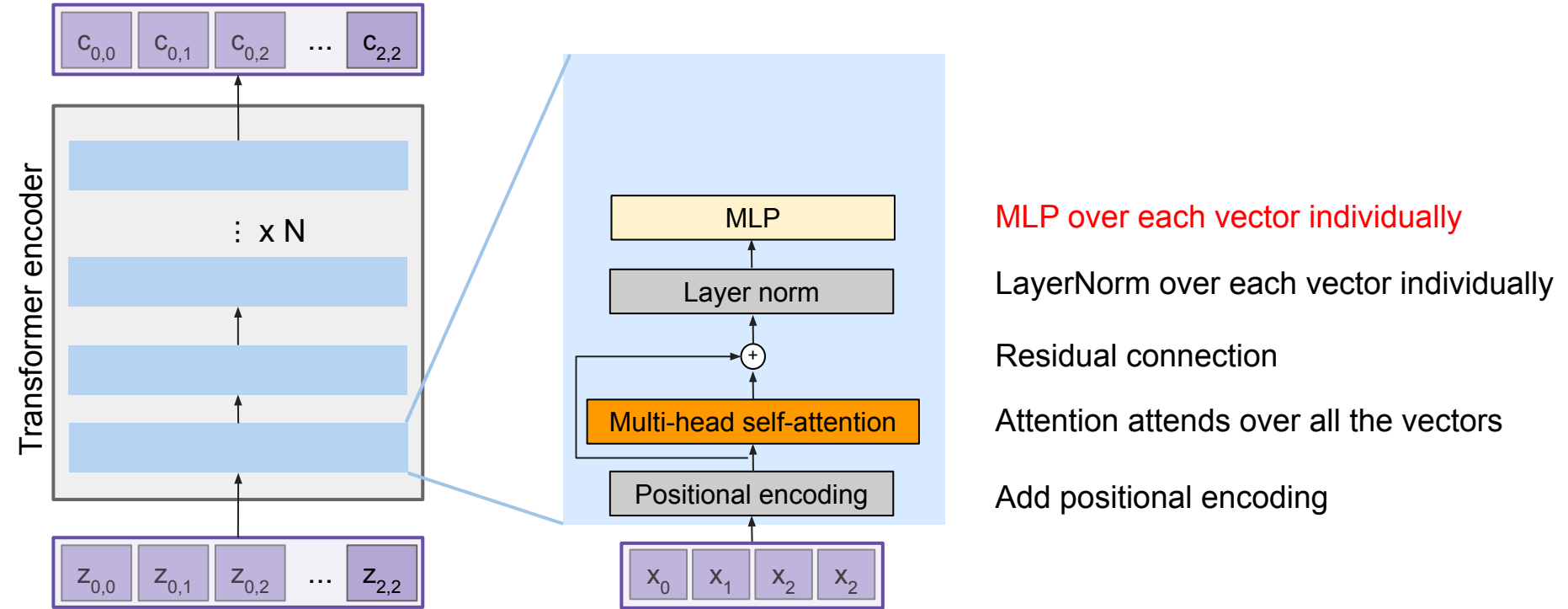
Residual connection

Attention attends over all the vectors

Add positional encoding

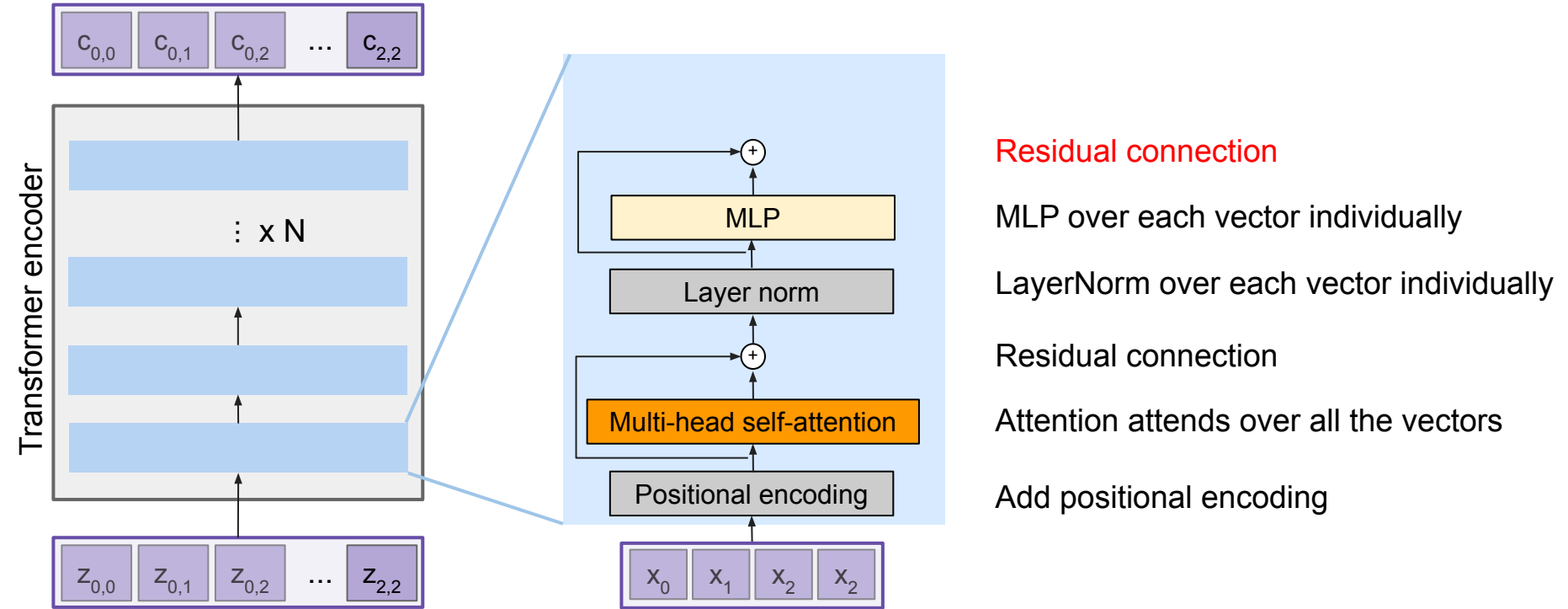
Vaswani et al, "Attention is all you need", NeurIPS 2017

The Transformer encoder block



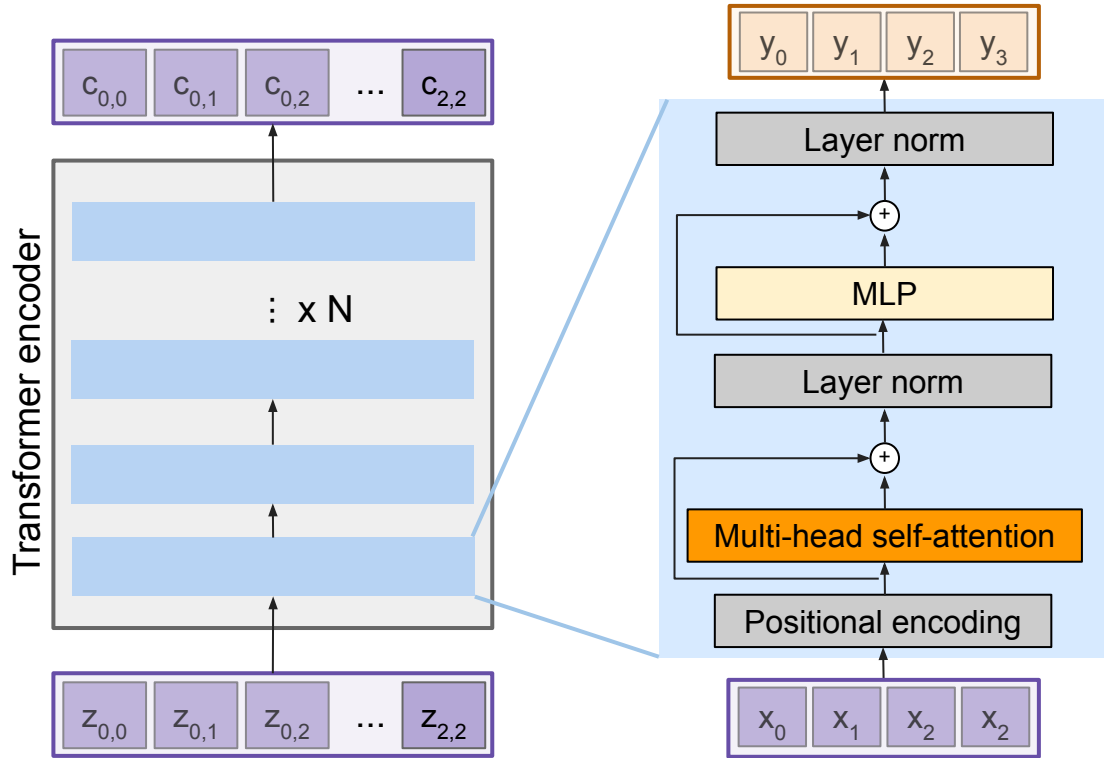
Vaswani et al, "Attention is all you need", NeurIPS 2017

The Transformer encoder block



Vaswani et al, "Attention is all you need", NeurIPS 2017

The Transformer encoder block



Transformer Encoder Block:

Inputs: Set of vectors x

Outputs: Set of vectors y

Self-attention is the only interaction between vectors.

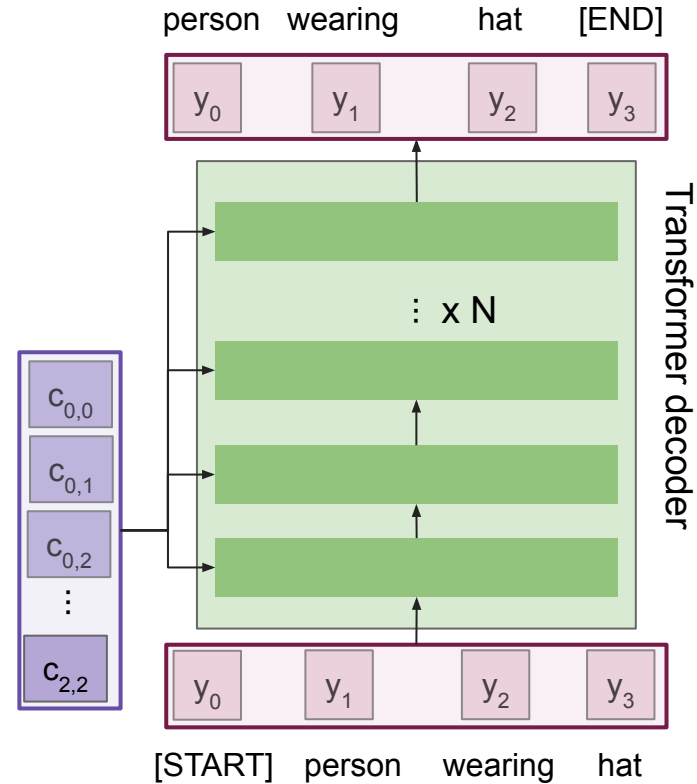
Layer norm and MLP operate independently per vector.

Highly scalable, highly parallelizable, but high memory usage.

Vaswani et al, "Attention is all you need", NeurIPS 2017

The Transformer

Decoder block

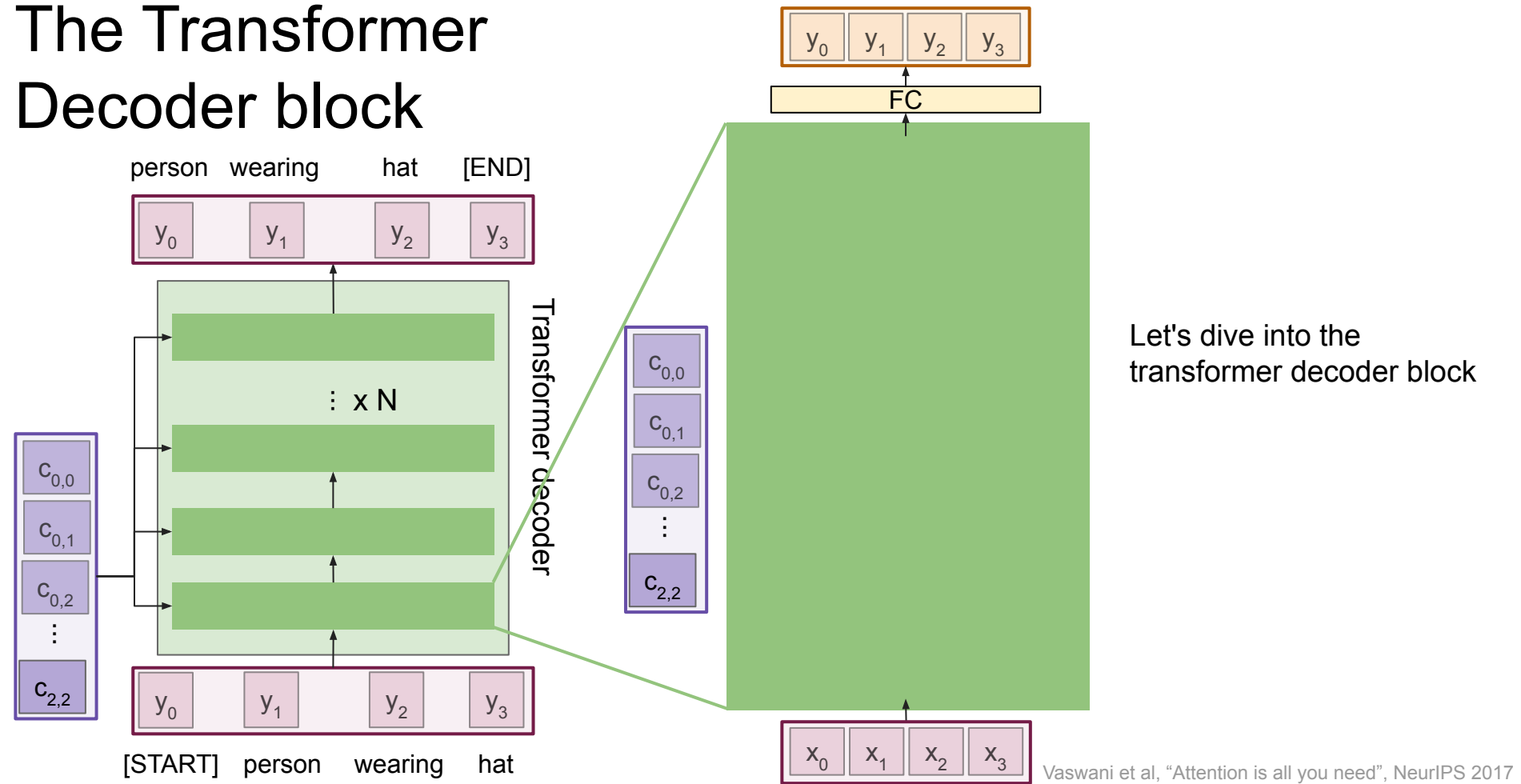


Made up of N decoder blocks.

In vaswani et al. $N = 6, D_q = 512$

Vaswani et al, "Attention is all you need", NeurIPS 2017

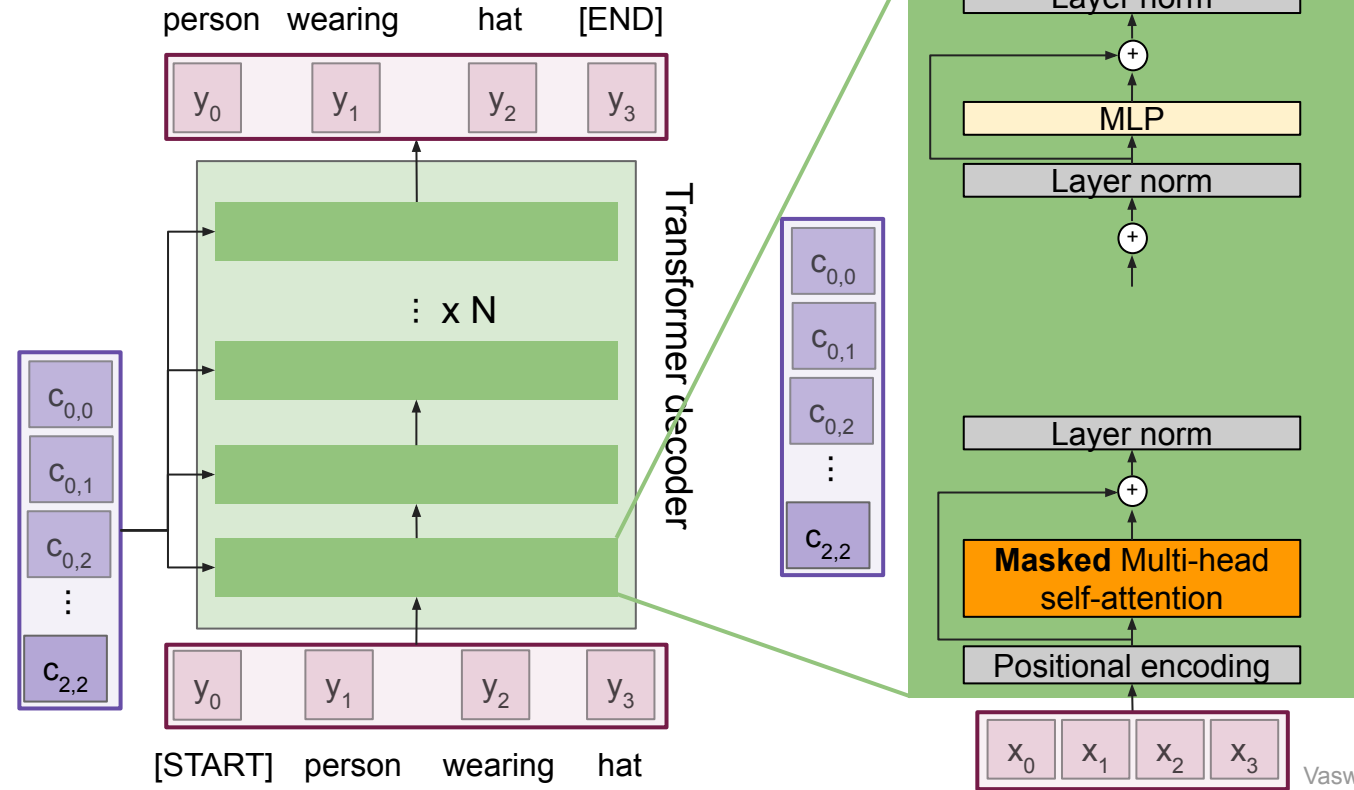
The Transformer Decoder block



Let's dive into the transformer decoder block

Vaswani et al, "Attention is all you need", NeurIPS 2017

The Transformer Decoder block

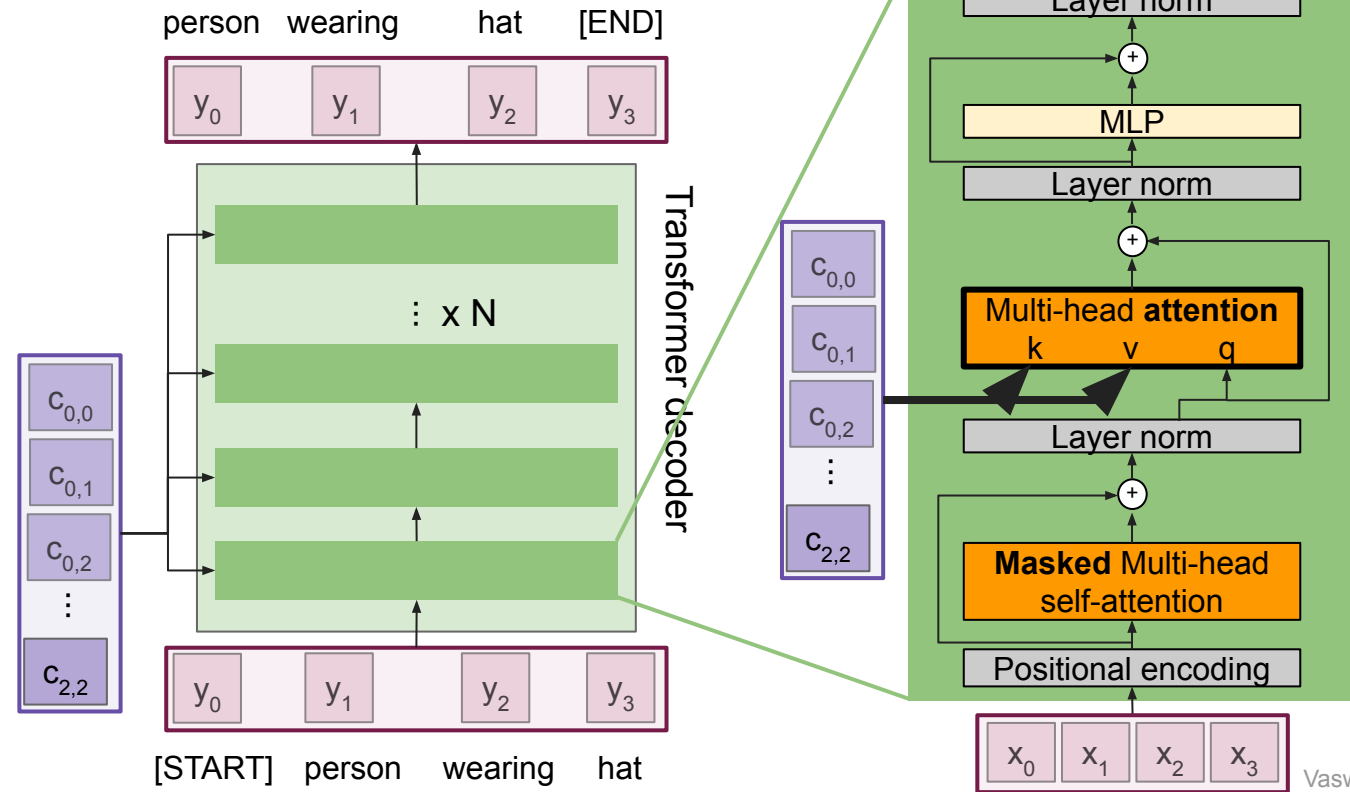


Most of the network is the same the transformer encoder.

Vaswani et al, "Attention is all you need", NeurIPS 2017

The Transformer

Decoder block



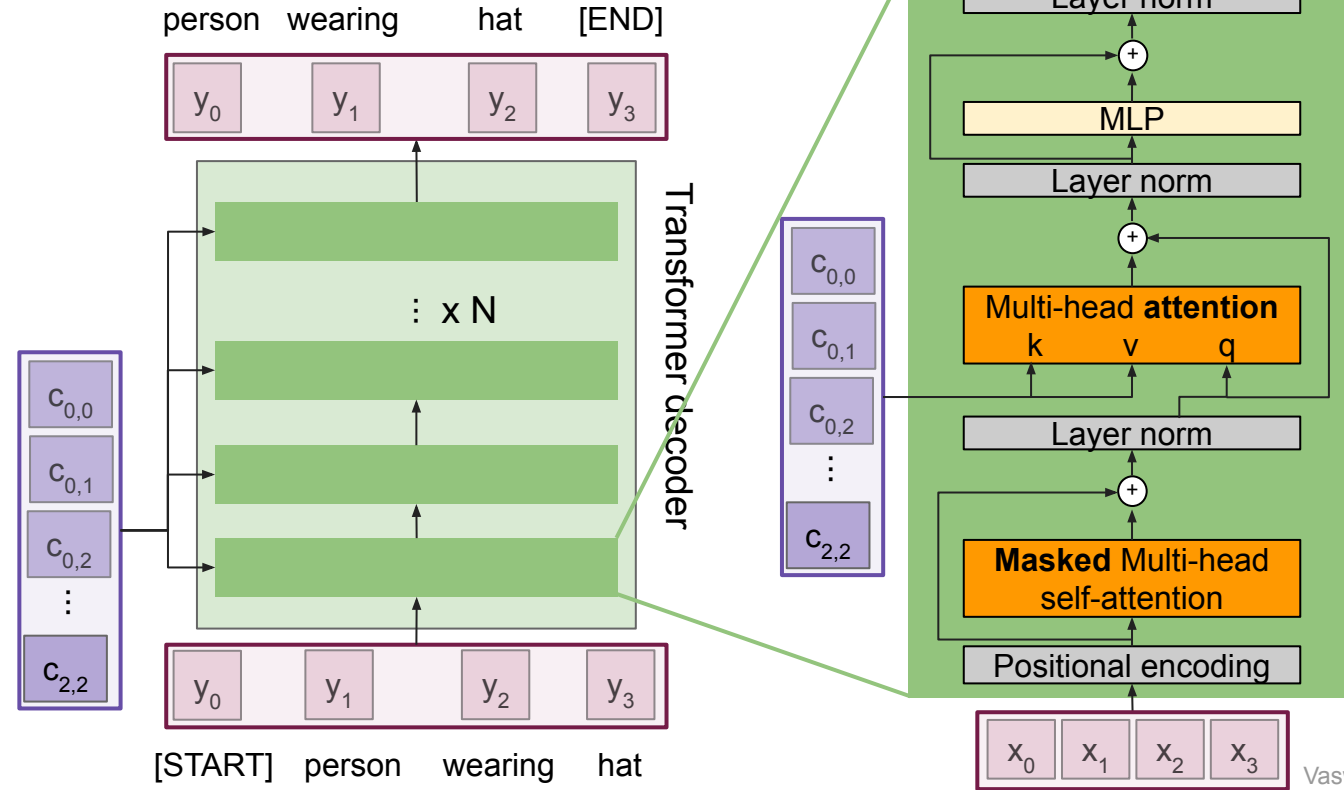
Multi-head attention block attends over the transformer encoder outputs.

For image captions, this is how we inject image features into the decoder.

Vaswani et al, "Attention is all you need", NeurIPS 2017

The Transformer

Decoder block



Transformer Decoder Block:

Inputs: Set of vectors \mathbf{x} and Set of context vectors \mathbf{c} .
Outputs: Set of vectors \mathbf{y} .

Masked Self-attention only interacts with past inputs.

Multi-head attention block is NOT self-attention. It attends over encoder outputs.

Highly scalable, highly parallelizable, but high memory usage.

Vaswani et al, "Attention is all you need", NeurIPS 2017

Image Captioning using transformers

- No recurrence at all

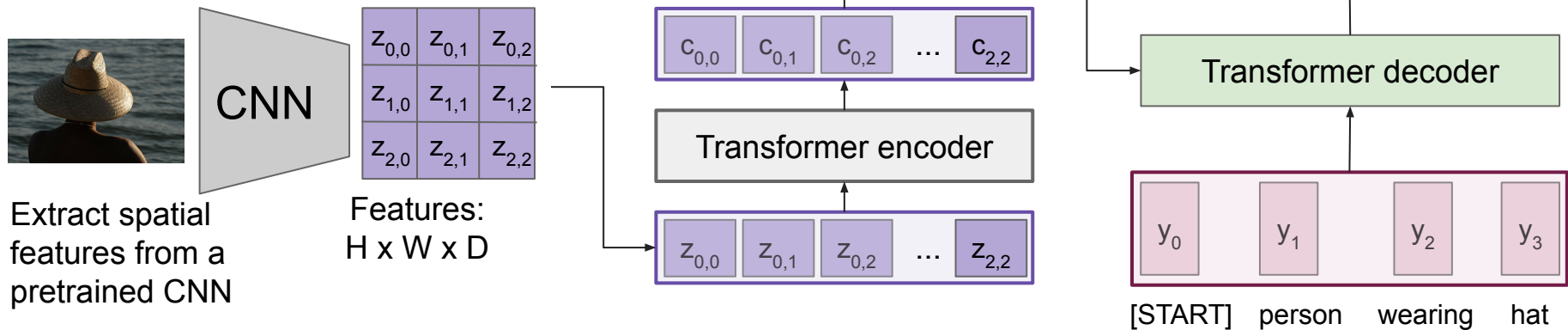


Image Captioning using transformers

- Perhaps we don't need convolutions at all?

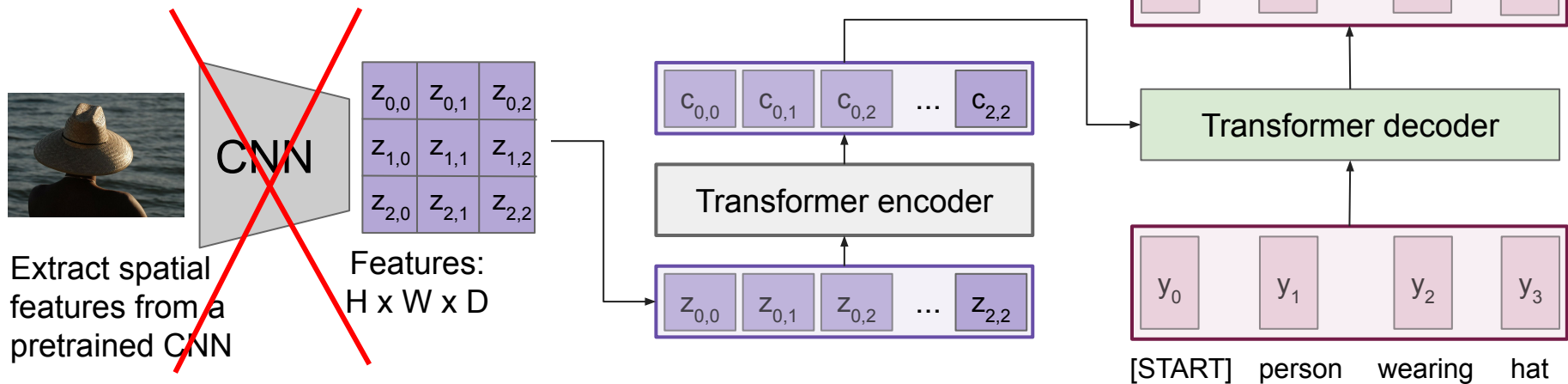
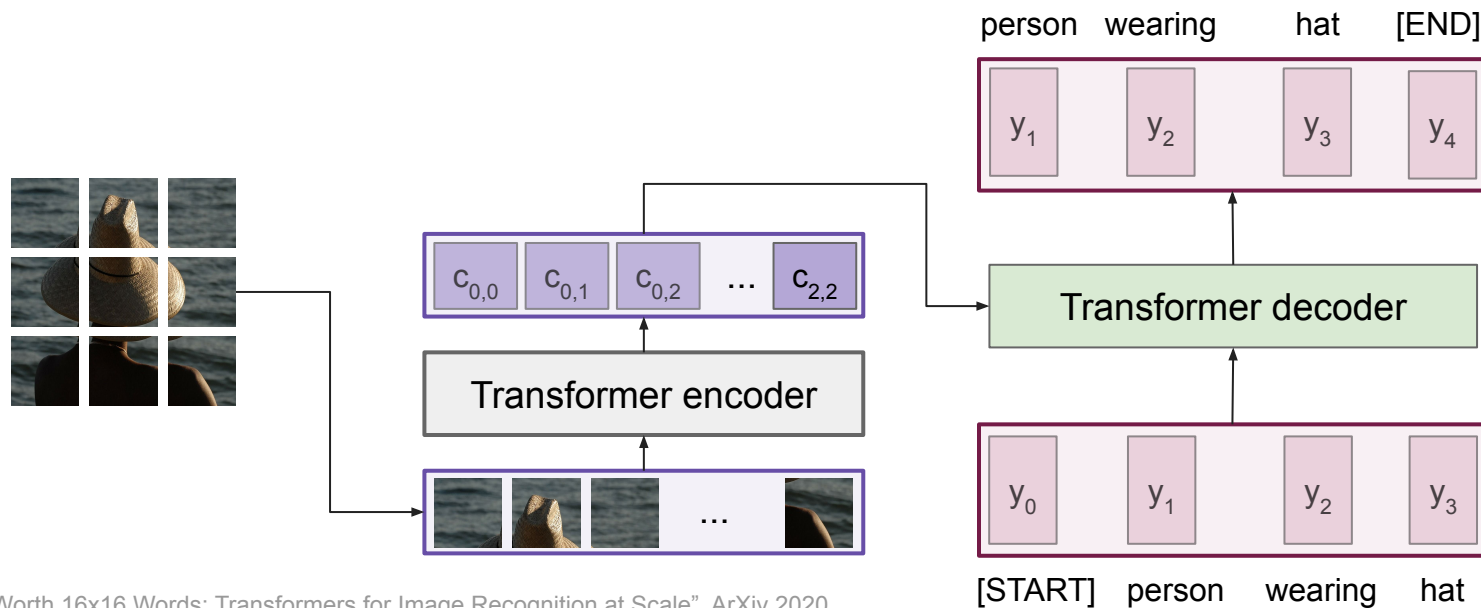


Image Captioning using **ONLY** transformers

- Transformers from pixels to language



Dosovitskiy et al, "An Image is Worth 16x16 Words: Transformers for Image Recognition at Scale", ArXiv 2020
[Colab link](#) to an implementation of vision transformers

Image Captioning using **ONLY** transformers

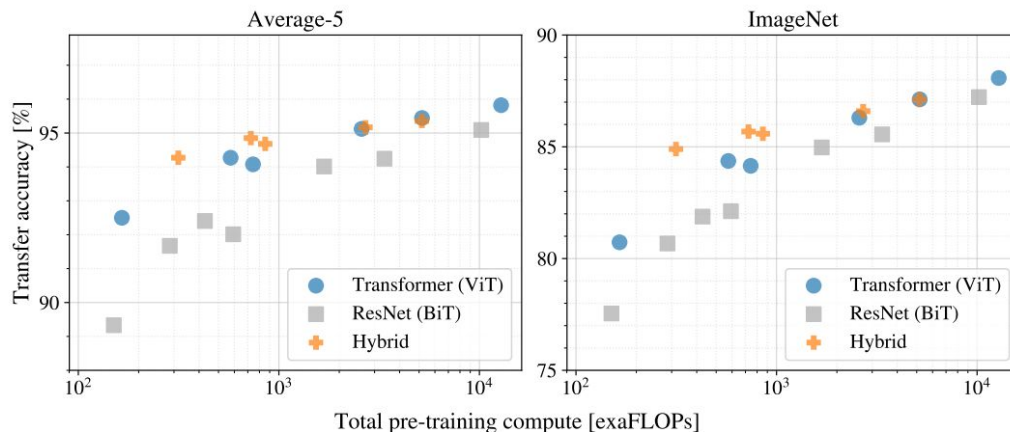



Figure 5: Performance versus cost for different architectures: Vision Transformers, ResNets, and hybrids. Vision Transformers generally outperform ResNets with the same computational budget. Hybrids improve upon pure Transformers for smaller model sizes, but the gap vanishes for larger models.

New large-scale transformer models

TEXT PROMPT

an illustration of a baby daikon radish in a tutu walking a dog

AI-GENERATED IMAGES



[Edit prompt or view more images ↓](#)

TEXT PROMPT

an armchair in the shape of an avocado [...]

AI-GENERATED IMAGES



[Edit prompt or view more images ↓](#)

[link](#) to more examples

Transformers today

Model	Layers	Width	Heads	Params	Data	Training
Transformer-Base	12	512	8	65M	?	8x P100 (12 hours)
Transformer-Large	12	1024	16	213M	?	8x P100 (3.5 days)

Vaswani et al, "Attention is all you need", NeurIPS 2017

Transformers today

Model	Layers	Width	Heads	Params	Data	Training
Transformer-Base	12	512	8	65M	?	8x P100 (12 hours)
Transformer-Large	12	1024	16	213M	?	8x P100 (3.5 days)
BERT-Base	12	768	12	119M	13GB	?
BERT-Large	24	1024	16	340M	13GB	?

Devlin et al, "BERT: Pre-training of Deep Bidirectional Transformers for Language Understanding", EMNLP 2018

Transformers today

Model	Layers	Width	Heads	Params	Data	Training
Transformer-Base	12	512	8	65M	?	8x P100 (12 hours)
Transformer-Large	12	1024	16	213M	?	8x P100 (3.5 days)
BERT-Base	12	768	12	119M	13GB	?
BERT-Large	24	1024	16	340M	13GB	?
XLNet-Large	24	1024	16	~340M	126GB	512x TPU-v3 (2.5 days)
RoBERTa	24	1024	16	355M	160GB	1024x V100 GPUs (1 day)

Yang et al, "XLNet: Generalized Autoregressive Pretraining for Language Understanding", 2019 (Google)

Liu et al, "RoBERTa: A Robustly Optimized BERT Pretraining Approach", 2019 (Meta)

Transformers today

Model	Layers	Width	Heads	Params	Data	Training
Transformer-Base	12	512	8	65M	?	8x P100 (12 hours)
Transformer-Large	12	1024	16	213M	?	8x P100 (3.5 days)
BERT-Base	12	768	12	119M	13GB	?
BERT-Large	24	1024	16	340M	13GB	?
XLNet-Large	24	1024	16	~340M	126GB	512x TPU-v3 (2.5 days)
RoBERTa	24	1024	16	355M	160GB	1024x V100 GPUs (1 day)
GPT-2	48	1600	?	1.5B	40GB	?

Radford et al, "Language models are unsupervised multitask learners", 2019 (OpenAI)

Transformers today

Model	Layers	Width	Heads	Params	Data	Training
Transformer-Base	12	512	8	65M	?	8x P100 (12 hours)
Transformer-Large	12	1024	16	213M	?	8x P100 (3.5 days)
BERT-Base	12	768	12	119M	13GB	?
BERT-Large	24	1024	16	340M	13GB	?
XLNet-Large	24	1024	16	~340M	126GB	512x TPU-v3 (2.5 days)
RoBERTa	24	1024	16	355M	160GB	1024x V100 GPUs (1 day)
GPT-2	48	1600	?	1.5B	40GB	?
Megatron-LM	72	3072	32	8.3B	174GB	512x V100 GPU (9 days)

Shoeybi et al. "Megatron-lm: Training multi-billion parameter language models using model parallelism." 2019. (Google)

Transformers today

Model	Layers	Width	Heads	Params	Data	Training
Transformer-Base	12	512	8	65M	?	8x P100 (12 hours)
Transformer-Large	12	1024	16	213M	?	8x P100 (3.5 days)
BERT-Base	12	768	12	119M	13GB	?
BERT-Large	24	1024	16	340M	13GB	?
XLNet-Large	24	1024	16	~340M	126GB	512x TPU-v3 (2.5 days)
RoBERTa	24	1024	16	355M	160GB	1024x V100 GPUs (1 day)
GPT-2	48	1600	?	1.5B	40GB	?
Megatron-LM	72	3072	32	8.3B	174GB	512x V100 GPU (9 days)
Turing-NLG	78	4256	28	17B	?	256x V100 GPUs

Microsoft, "Turing-NLG: A 17-billion parameter language model by Microsoft", 2020

Transformers today

Model	Layers	Width	Heads	Params	Data	Training
Transformer-Base	12	512	8	65M	?	8x P100 (12 hours)
Transformer-Large	12	1024	16	213M	?	8x P100 (3.5 days)
BERT-Base	12	768	12	119M	13GB	?
BERT-Large	24	1024	16	340M	13GB	?
XLNet-Large	24	1024	16	~340M	126GB	512x TPU-v3 (2.5 days)
RoBERTa	24	1024	16	355M	160GB	1024x V100 GPUs (1 day)
GPT-2	48	1600	?	1.5B	40GB	?
Megatron-LM	72	3072	32	8.3B	174GB	512x V100 GPU (9 days)
Turing-NLG	78	4256	28	17B	?	256x V100 GPUs
GPT-3	96	12288	96	175B	694GB	?

Brown et al, "Language Models are Few-Shot Learners", NeurIPS 2020

Transformers today

Rae et al, "Scaling Language Models: Methods, Analysis, & Insights from Training Gopher", arXiv 2021 (Google)

Model	Layers	Width	Heads	Params	Data	Training
Transformer-Base	12	512	8	65M	?	8x P100 (12 hours)
Transformer-Large	12	1024	16	213M	?	8x P100 (3.5 days)
BERT-Base	12	768	12	119M	13GB	?
BERT-Large	24	1024	16	340M	13GB	?
XLNet-Large	24	1024	16	~340M	126GB	512x TPU-v3 (2.5 days)
RoBERTa	24	1024	16	355M	160GB	1024x V100 GPUs (1 day)
GPT-2	48	1600	?	1.5B	40GB	?
Megatron-LM	72	3072	32	8.3B	174GB	512x V100 GPU (9 days)
Turing-NLG	78	4256	28	17B	?	256x V100 GPUs
GPT-3	96	12288	96	175B	694GB	?
Gopher	80	16384	128	280B	10.55TB	4096x TPU-v3 (38 days)

Model	Layers	Width	Heads	Params	Data	Training
Transformer-Base	12	512	8	65M	?	8x P100 (12 hours)
Transformer-Large	12	1024	16	213M	?	8x P100 (3.5 days)
BERT-Base	12	768	12	119M	13GB	?
BERT-Large	24	1024	16	340M	13GB	?
XLNet-Large	24	1024	16	~340M	126GB	512x TPU-v3 (2.5 days)
RoBERTa	24	1024	16	355M	160GB	1024x V100 GPUs (1 day)
GPT-2	48	1600	?	1.5B	40GB	?
Megatron-LM	72	3072	32	8.3B	174GB	512x V100 GPU (9 days)
Turing-NLG	78	4256	28	17B	?	256x V100 GPUs
GPT-3	96	12288	96	175B	694GB	?
Gopher	80	16384	128	280B	10.55TB	4096x TPU-v3 (38 days)
GPT-4	?	?	?	?	?	?

Summary

- Adding **attention** to RNNs allows them to "attend" to different parts of the input at every time step
- The **general attention layer** is a new type of layer that can be used to design new neural network architectures
- **Transformers** are a type of layer that uses **self-attention** and layer norm.
 - It is highly **scalable** and highly **parallelizable**
 - **Faster** training, **larger** models, **better** performance across vision and language tasks
 - They are quickly replacing RNNs, LSTMs, and may even replace convolutions.

Next time: Modern architectures