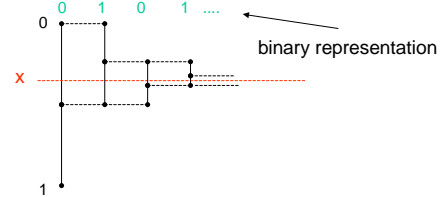


CSE 490 GZ Introduction to Data Compression Winter 2002

Arithmetic Coding

Reals in Binary

- Any real number x in the interval $[0,1)$ can be represented in binary as $.b_1b_2\dots$ where b_i is a bit.



CSE 490gz - Lecture 5 - Winter 2002

2

First Conversion

```

L := 0; R := 1; i := 1
while x > L *
  if x < (L+R)/2 then bi := 0; U := (L+R)/2;
  if x ≥ (L+R)/2 then bi := 1; L := (L+R)/2;
  i := i + 1
end{while}
bj := 0 for all j ≥ i

```

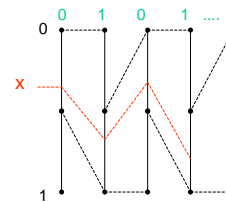
* Invariant: x is always in the interval $[L,R)$

CSE 490gz - Lecture 5 - Winter 2002

3

Conversion using Scaling

- Always scale the interval to unit size, but x must be changed as part of the scaling.



CSE 490gz - Lecture 5 - Winter 2002

4

Binary Conversion with Scaling

```

y := x; i := 0
while y > 0 *
  i := i + 1;
  if y < 1/2 then bi := 0; y := 2y;
  if y ≥ 1/2 then bi := 1; y := 2y - 1;
end{while}
bj := 0 for all j ≥ i + 1

```

* Invariant: $x = .b_1b_2\dots b_i + y/2^i$

CSE 490gz - Lecture 5 - Winter 2002

5

Proof of the Invariant

- Initially $x = 0 + y/2^0$
- Assume $x = .b_1b_2\dots b_i + y/2^i$
 - Case 1. $y < 1/2$. $b_{i+1} = 0$ and $y' = 2y$

$$\begin{aligned}
 .b_1b_2\dots b_ib_{i+1} + y'/2^{i+1} &= .b_1b_2\dots b_i0 + 2y/2^{i+1} \\
 &= .b_1b_2\dots b_i + y/2^i \\
 &= x
 \end{aligned}$$
 - Case 2. $y \geq 1/2$. $b_{i+1} = 1$ and $y' = 2y - 1$

$$\begin{aligned}
 .b_1b_2\dots b_ib_{i+1} + y'/2^{i+1} &= .b_1b_2\dots b_i1 + (2y-1)/2^{i+1} \\
 &= .b_1b_2\dots b_i + 1/2^{i+1} + 2y/2^{i+1} - 1/2^{i+1} \\
 &= .b_1b_2\dots b_i + y/2^i \\
 &= x
 \end{aligned}$$

CSE 490gz - Lecture 5 - Winter 2002

6

Example and Exercise

$x = 1/3$			$x = 17/27$		
y	i	b	y	i	b
1/3	1	0	17/27	1	1
2/3	2	1			
1/3	3	0			
2/3	4	1			
...			

CSE 490gz - Lecture 5 - Winter 2002

7

Arithmetic Coding

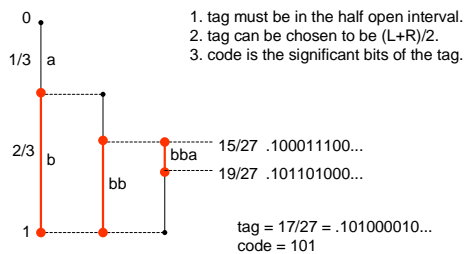
Basic idea in arithmetic coding:

- represent each string x of length n by a unique interval $[L, R)$ in $[0, 1)$.
- The width $r = L$ of the interval $[L, R)$ represents the probability of x occurring.
- The interval $[L, R)$ can itself be represented by any number, called a tag, within the half open interval.
- The k significant bits of the tag $.t_1t_2t_3\dots$ is the code of x . That is, $.t_1t_2t_3\dots t_k000\dots$ is in the interval $[L, R)$.

CSE 490gz - Lecture 5 - Winter 2002

8

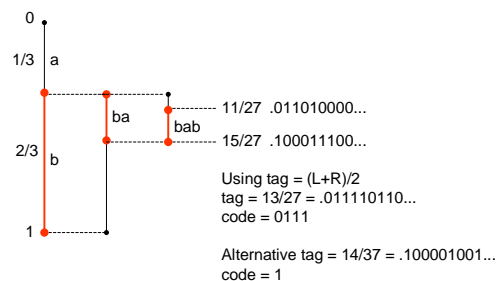
Example of Arithmetic Coding (1)



CSE 490gz - Lecture 5 - Winter 2002

9

Some Tags are Better than Others



CSE 490gz - Lecture 5 - Winter 2002

10

Example of Codes

- $P(a) = 1/3, P(b) = 2/3$.

	tag = $(L+R)/2$	code
0		
aaa	0/27 .000000000...	000001001...
aa	1/27 .000010010...	000100110...
aab	2/27 .000100100...	001001100...
aba	3/27 .000110000...	001101100...
ab	4/27 .001001100...	010000101...
abb	5/27 .010000101...	010111110...
baa	6/27 .010101010...	011011011...
ba	7/27 .011010000...	011110111...
bab	8/27 .011101110...	101000010...
bba	9/27 .100001100...	101101000...
bb	10/27 .101000010...	110110100...
bbb	11/27 .110110100...	111111111...
1		

.95 bits/symbol
.92 entropy lower bound

CSE 490gz - Lecture 5 - Winter 2002

11

Code Generation from Tag

- If binary tag is $.t_1t_2t_3\dots = (L+R)/2$ in $[L, R)$ then we want to choose k to form the code $t_1t_2\dots t_k$.
- Short code:
 - choose k to be as small as possible so that $L \leq .t_1t_2\dots t_k000\dots < R$.
- Guaranteed code:
 - choose $k = \lceil \log_2 (1/(R-L)) \rceil + 1$
 - $L \leq .t_1t_2\dots t_kb_1b_2b_3\dots < R$ for any bits $b_1b_2b_3\dots$
 - for fixed length strings provides a good prefix code.
 - example: $[.000000000\dots, .000010010\dots)$, tag = $.000001001\dots$
Short code: 0
Guaranteed code: 000001

CSE 490gz - Lecture 5 - Winter 2002

12

Guaranteed Code Example

- $P(a) = 1/3, P(b) = 2/3$.

	tag = (L+R)/2	short code	Prefix code
0			
a	0/27	.000001001...	0 0000 aaa
	1/27	.000100110...	0001 0001 aab
	3/27	.001001100...	001 001 aba
ab	5/27	.010000101...	01 0100 abb
	9/27	.010111110...	01011 01011 baa
ba	11/27	.011110111...	0111 0111 bab
	15/27	.101000010...	101 101 bba
b	19/27	.110110100...	11 11 bbb
1	27/27		

CSE 490gz - Lecture 5 - Winter 2002

13

Arithmetic Coding Algorithm

- $P(a_1), P(a_2), \dots, P(a_m)$
- $C(a_i) = P(a_1) + P(a_2) + \dots + P(a_{i-1})$
- Encode $x_1 x_2 \dots x_n$

```
Initialize L := 0 and R := 1;
for i = 1 to n do
  W := R - L;
  L := L + W * C(xi);
  R := L + W * P(xi);
t := (L+R)/2;
choose code for the tag
```

CSE 490gz - Lecture 5 - Winter 2002

14

Arithmetic Coding Example

- $P(a) = 1/4, P(b) = 1/2, P(c) = 1/4$
- $C(a) = 0, C(b) = 1/4, C(c) = 3/4$
- abca

symbol	W	L	R
		0	1
a	1	0	1/4
b	1/4	1/16	3/16
c	1/8	5/32	6/32
a	1/32	5/32	21/128

W := R - L;
L := L + W C(x);
R := L + W P(x)

tag = (5/32 + 21/128)/2 = 41/256 = .001010010...
L = .001010000...
R = .001010100...
code = 00101
prefix code = 00101001

CSE 490gz - Lecture 5 - Winter 2002

15

Arithmetic Coding Exercise

- $P(a) = 1/4, P(b) = 1/2, P(c) = 1/4$
- $C(a) = 0, C(b) = 1/4, C(c) = 3/4$
- bbbb

symbol	W	L	R
		0	1
b	1		
b			
b			
b			

w := R - L;
L := L + W C(x);
R := L + W P(x)

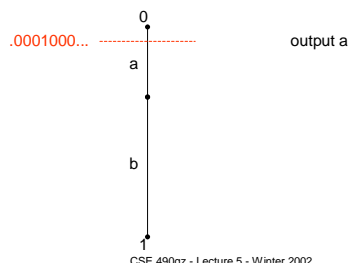
tag =
L =
R =
code =
prefix code =

CSE 490gz - Lecture 5 - Winter 2002

16

Decoding (1)

- Assume the length is known to be 3.
- 0001 which converts to the tag .0001000...

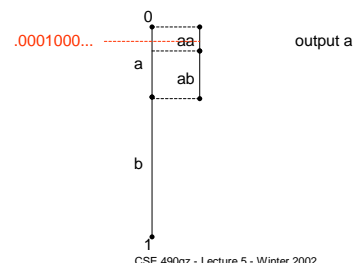


CSE 490gz - Lecture 5 - Winter 2002

17

Decoding (2)

- Assume the length is known to be 3.
- 0001 which converts to the tag .0001000...

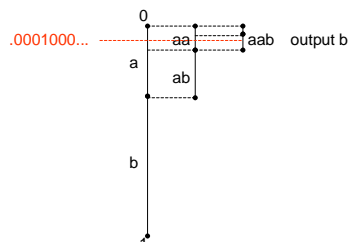


CSE 490gz - Lecture 5 - Winter 2002

18

Decoding (3)

- Assume the length is known to be 3.
- 0001 which converts to the tag .0001000...



CSE 490gz - Lecture 5 - Winter 2002

19

Arithmetic Decoding Algorithm

- $P(a_1), P(a_2), \dots, P(a_m)$
- $C(a_i) = P(a_1) + P(a_2) + \dots + P(a_{i-1})$
- Decode $b_1b_2\dots b_m$, number of symbols is n .

```
Initialize L := 0 and R := 1;
t := .b1b2...bm000...
for i = 1 to n do
  W := R - L;
  find j such that L + W * C(aj) ≤ t < L + W * (C(aj) + P(aj))
  output aj;
  L := L + W * C(aj);
  R := L + W * P(aj);
```

CSE 490gz - Lecture 5 - Winter 2002

20

Decoding Example

- $P(a) = 1/4, P(b) = 1/2, P(c) = 1/4$
- $C(a) = 0, C(b) = 1/4, C(c) = 3/4$
- 00101

tag = .00101000... = 5/32			
W	L	R	output
	0	1	
1	0	1/4	a
1/4	1/16	3/16	b
1/8	5/32	6/32	c
1/32	5/32	21/128	a

CSE 490gz - Lecture 5 - Winter 2002

21

Decoding Issues

- There are two ways for the decoder to know when to stop decoding.
 - Transmit the length of the string
 - Transmit a unique end of string symbol

CSE 490gz - Lecture 5 - Winter 2002

22

Practical Arithmetic Coding

- Scaling:
 - By scaling we can keep L and R in a reasonable range of values so that $W = R - L$ does not underflow.
 - The code can be produced progressively, not at the end.
 - Complicates decoding some.
- Integer arithmetic coding avoids floating point altogether.

CSE 490gz - Lecture 5 - Winter 2002

23

More Issues

- Context
- Adaptive
- Comparison with Huffman coding

CSE 490gz - Lecture 5 - Winter 2002

24