

Announcements:

- **No more assignments until Final Presentation & Report**
 - Focus on making consistent progress over next few weeks
 - By next week, you should have a good idea of your main results and work on testing them for robustness and how to best communicate them.
- **Make use of office hours – we are happy to give regular feedback**
- **Optional project deliverable instructions now online**

Causal Inference I

Introduction to Counterfactual Reasoning

CSE481DS Data Science Capstone

Tim Althoff

W PAUL G. ALLEN SCHOOL
OF COMPUTER SCIENCE & ENGINEERING

Overview of causal inference lectures

- Overview of causal inference and counterfactual reasoning
- Slides based on KDD 2018 Tutorial by Emre Kıcıman and Amit Sharma: <http://causalinference.gitlab.io/kdd-tutorial/>
- Additional resources
 - UW Econ 488: Causal Inference
 - [UW Stat 566: Causal Modeling](#)
 - Books
 - Pearl. Book of Why
 - Rosenbaum. Design of Observational Studies
 - Kıcıman & Sharma. <https://causalinference.gitlab.io/> (free, in-progress)

Plan for today:

Introduction to Counterfactual Reasoning

When is prediction / big data not enough?

What is causality?

Potential Outcomes Framework

Unobserved Confounds & Simpson's Paradox

Structural Causal Model Framework

When is prediction / big data not enough?


Prediction is everywhere!

- Recommender Systems
 - Social Networks
 - ...
-
- We have increasing amounts of data and highly accurate predictions! Why do we need causal inference?

1) Do prediction models guide decision-making?

From data to prediction

Can we predict a user's future activity based on exposure to their social feed?



Use the social feed to predict a user's future activity.

- Future Activity $\rightarrow f(\text{items in social feed}) + \epsilon$


Highly predictive model.

Does it mean that feeds are influencing us significantly?

From prediction to decision-making

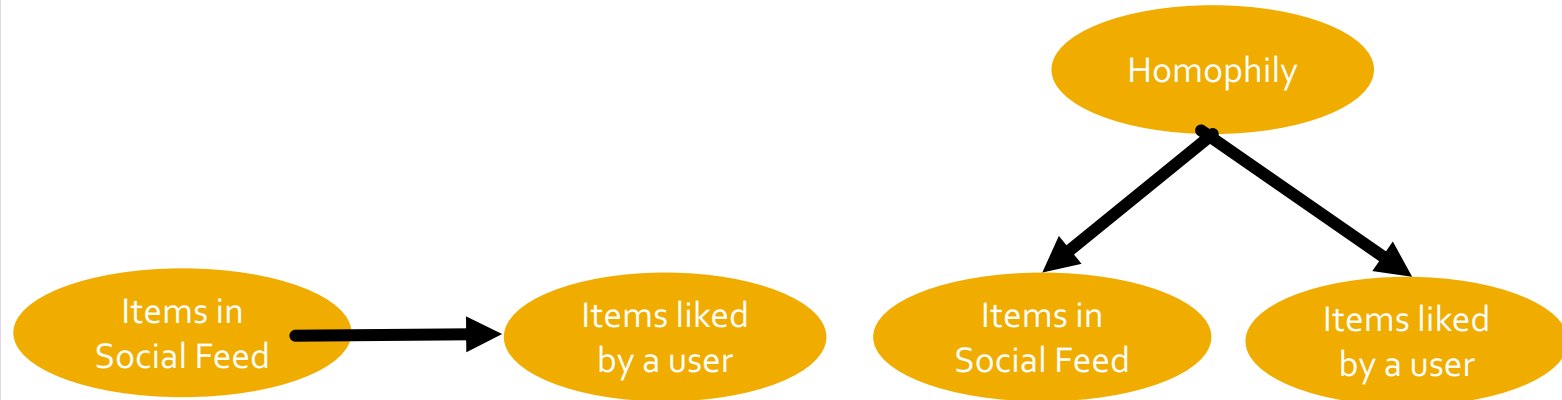
Would changing what people see in the feed affect what a user likes?

Maybe, maybe not (!)



Predictability due to feed influence

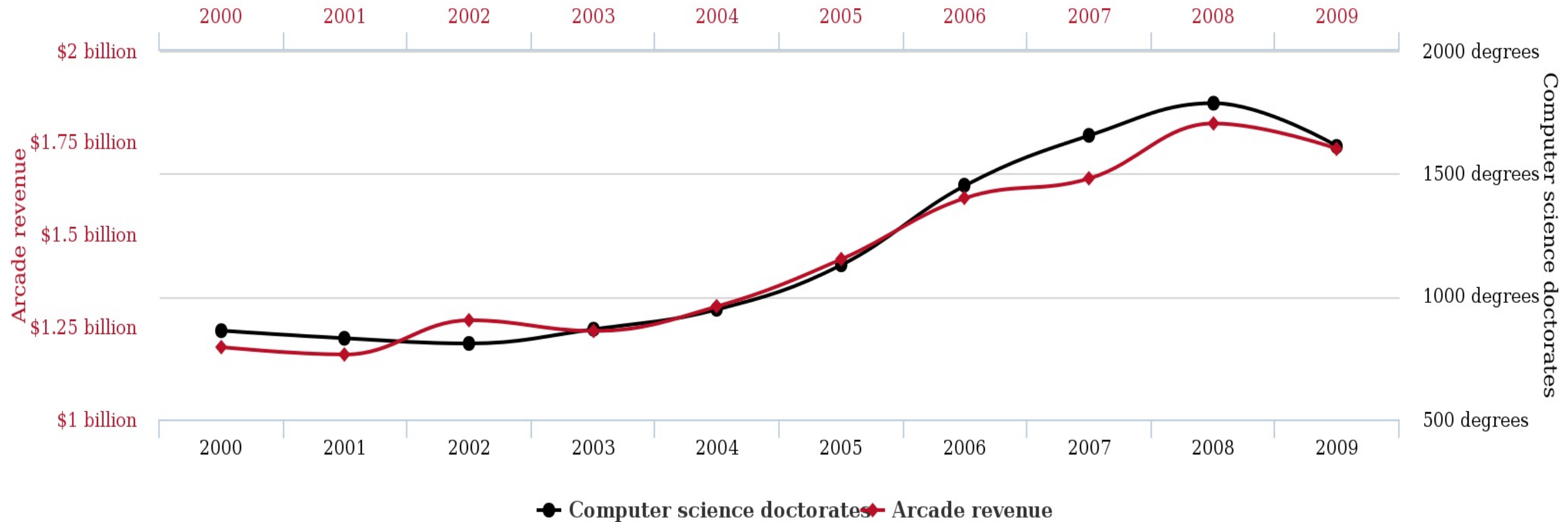
Predictability due to homophily



Friends' activity can predict a person's activity with high accuracy. But that tells us *nothing* about the effect of the social feed.

2) Will the predictions be robust tomorrow, or in new contexts?

Total revenue generated by arcades correlates with Computer science doctorates awarded in the US



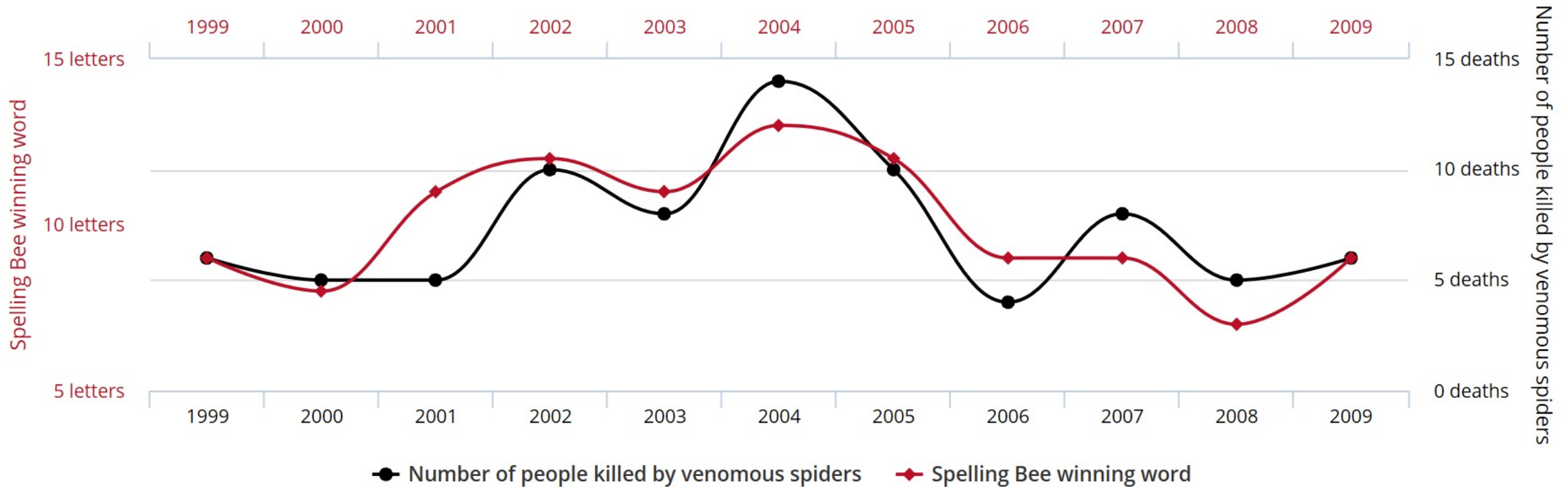
tylervigen.com

<http://www.tylervigen.com/spurious-correlations>

Letters in Winning Word of Scripps National Spelling Bee correlates with

Number of people killed by venomous spiders

Correlation: 80.57% (r=0.8057)



tylervigen.com

Data sources: National Spelling Bee and Centers for Disease Control & Prevention

3) What if the prediction accuracy is really high?

Interventions change the environment

- Train/test from same distribution in supervised learning
- No such guarantee in real life!
- Problematic: Acting on a prediction changes distribution!
 - Incl. critical domains: healthcare or adversarial scenarios.
- Connections to covariate shift, domain adaptation [Mansour et al. 2009, Ben-David 2007].



4) What if I have a ton of data?



Big data to the rescue?

- “Look at how much data I had...”
- ”How could I be wrong? I used 3 billion data points!”
- “This is just noise. All the problems will cancel out...”

- Beware! You need to worry about bias and variance!
- **More data does not help you reduce bias!**
 - Measurement error, confounding, and selection bias common threats to causal inference, are **independent of sample size**
 - When we **can't observe counterfactuals**, observing more data will not help!
 - Recap: Remember construct, internal, external validity!
- **Today: Sources of bias, how to model it, & what to do about it**

Recap: Prediction is insufficient for choosing interventions, more data may not help!

How often do they lead us to the right decision?

- Unclear, predictive algorithms provide no insight on effects of decisions

Will the predictions be robust tomorrow, or in new contexts?

- Correlations can change
- Causal mechanisms are more robust

What if the prediction accuracy is really high? Does that help?

- Active interventions change correlations

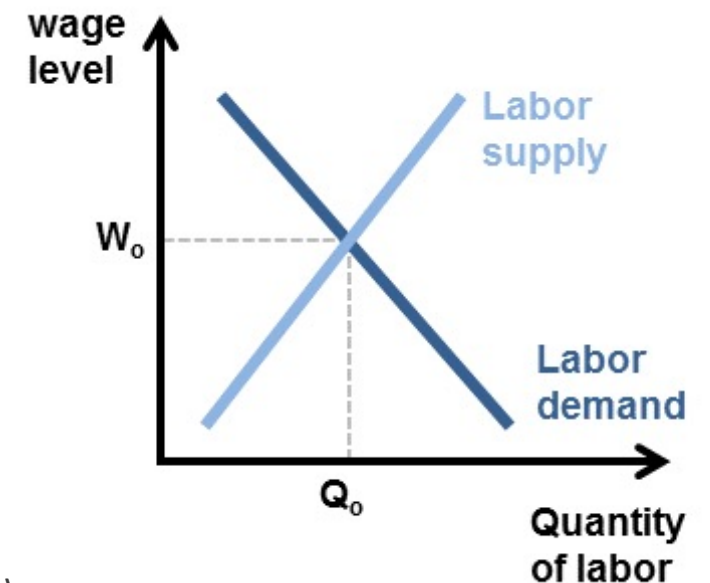
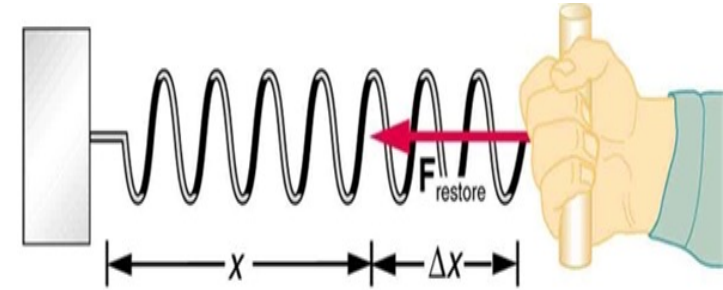
Does Big Data save us?

- More data doesn't necessarily help.
- Consider construct, internal and external validity when answering questions through data.

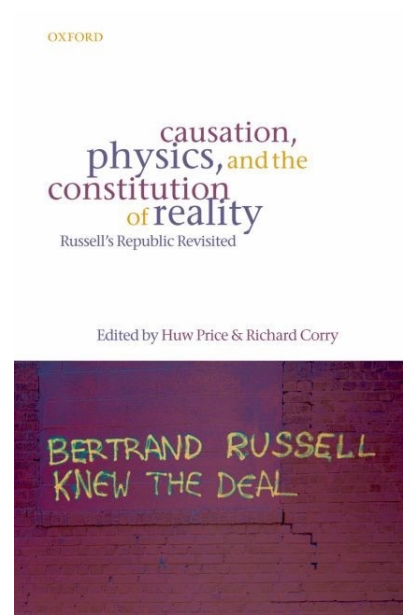
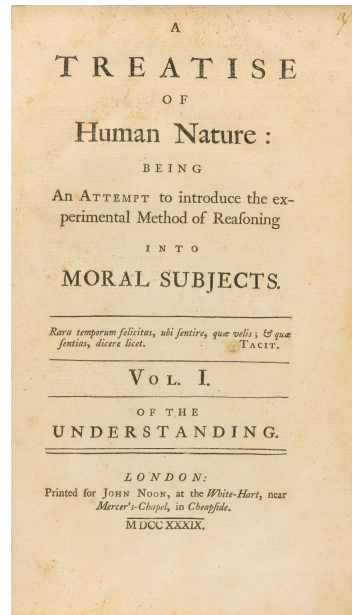
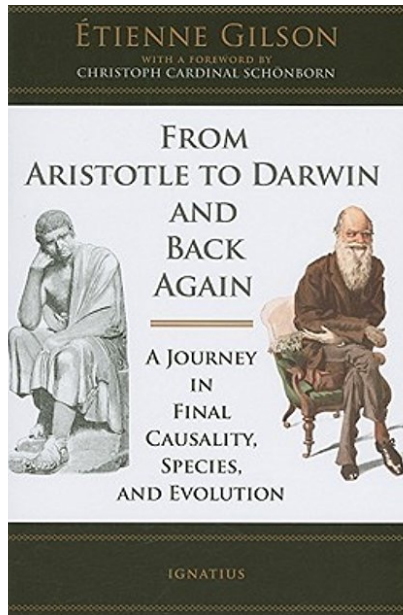
What is causality?

Cause and Effect

- Questions of cause and effect common in biomedical and social sciences
- Such questions form the basis of almost all scientific inquiry
 - Medicine: drug trials, effect of a drug
 - Social sciences: effect of a certain policy
 - Genetics: effect of genes on disease
- So what is causality?
- What does it mean to *cause* something?



A big scholarly debate, from Aristotle to Russell



What is causality?

- A fundamental question
- Surprisingly, until very recently---maybe the last 30+ years---we have not had a mathematical language of causation. We have not had an arithmetic for representing causal relationships.

"More has been learned about causal inference in the last few decades than the sum total of everything that had been learned about it in all prior recorded history."

--Gary King, Harvard University

The Three Layer Causal Hierarchy

Pearl, Theoretical Impediments to Machine Learning with Seven Sparks from the Causal Revolution, arXiv:1801.04016v1. 11 Jan 2018

Level	Typical Activity	Typical Question	Examples
1. Association $P(y x)$	Seeing	What is? How would seeing X change my belief in Y ?	What does a symptom tell me about a disease? What does a survey tell us about the election results?

The Three Layer Causal Hierarchy

Pearl, Theoretical Impediments to Machine Learning with Seven Sparks from the Causal Revolution, arXiv:1801.04016v1. 11 Jan 2018

Level	Typical Activity	Typical Question	Examples
1. Association $P(y x)$	Seeing	What is? How would seeing X change my belief in Y ?	What does a symptom tell me about a disease? What does a survey tell us about the election results?
2. Intervention $P(y do(x), z)$	Doing, Intervening	What if? What if I do X ?	What if I take aspirin, will my headache be cured? What if we ban cigarettes?

The Three Layer Causal Hierarchy

Pearl, Theoretical Impediments to Machine Learning with Seven Sparks from the Causal Revolution, arXiv:1801.04016v1. 11 Jan 2018

Level	Typical Activity	Typical Question	Examples
1. Association $P(y x)$	Seeing	What is? How would seeing X change my belief in Y ?	What does a symptom tell me about a disease? What does a survey tell us about the election results?
2. Intervention $P(y do(x), z)$	Doing, Intervening	What if? What if I do X ?	What if I take aspirin, will my headache be cured? What if we ban cigarettes?
3. Counterfactuals $P(y_x x', y')$	Imagining, Retrospection	Why? Was it X that caused Y ? What if I had acted differently?	Was it the aspirin that stopped my headache? Would Kennedy be alive had Oswald not shot him? What if I had not been smoking the past 2 years?

A practical definition

Definition: T causes Y iff
changing T leads to a change in Y,
keeping everything else constant.

The **causal effect** is the magnitude by which Y is changed by a unit change in T.

Called the “interventionist” interpretation of causality.

**Interventionist* definition [<http://plato.stanford.edu/entries/causation-mani/>]

Keeping everything else constant: Imagine a *counterfactual* world

“What-if” questions

Reason about a world that does not exist.



- What if a system intervention was not done?
- What if an algorithm was changed?
- What if I gave a drug to a patient?

Potential Outcomes Framework

Potential Outcomes framework

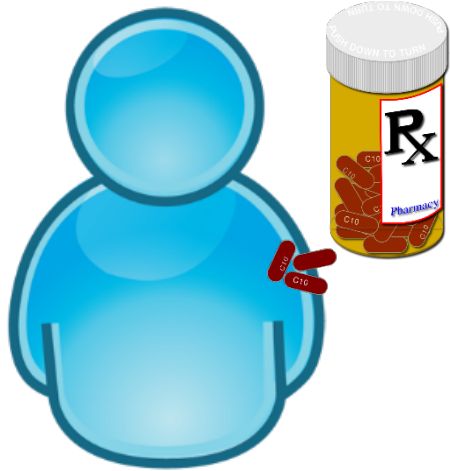


Alice




Treatment

Potential Outcomes framework




Alice

Potential Outcomes framework



Potential Outcomes framework: Introduce a counterfactual quantity



$Y_{T=1}$



$Y_{T=0}$



Causal effect of treatment =

$$E[Y_{T=1} - Y_{T=0}]$$

Average Treatment Effect (ATE)

Causal inference is the problem of estimating the counterfactual $Y_{t=\sim t}$


Person	T	$Y_{T=1}$	$Y_{T=0}$
P1	1	0.4	0.3
P2	0	0.8	0.6
P3	1	0.3	0.2
P4	0	0.3	0.1
P5	1	0.5	0.5
P6	0	0.6	0.5
P7	0	0.3	0.1


Causal effect: $E[Y_{t=1} - Y_{t=0}]$

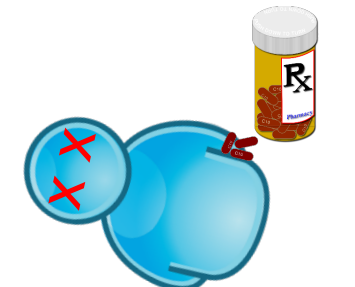
Fundamental problem of causal inference: For any person, observe only one: either $Y_{t=1}$ or $Y_{t=0}$

Fundamental problem: counterfactual outcome is not observed

- “Missing data” problem
- Estimate missing data values using various methods
- $Y_{T=0}$ now becomes an estimated quantity, based on outcomes of other people who did not receive treatment




$$\hat{Y}^{T=0}$$


$$Y^{T=1}$$

Randomized Experiments are the “gold standard”

One way to estimate counterfactual



Experiments are not always possible!

In many cases, we cannot randomize / intervene / A-B test (cf. offline evaluation).

- **Practicality:** Exposure to treatment may be hard to manipulate
 - Ex: Environmental effects (air pollution)
- **Ethical concerns:** Known negative effects
 - Ex: Is suicide contagious?
- **Efficiency:** Experimental science is expensive and takes time
 - Ex: Studying impact on mortality 10 years later
- ...



Experiments are not always possible!

In many cases, we cannot randomize / intervene / A-B test (cf. offline evaluation).

- **Practicality:** Exposure to treatment may be hard to manipulate
 - Ex: Environmental effects (air pollution)
- **Ethical concerns:**
 - Ex: ...
- **Efficiency:** What can we do when an experiment is not possible?
and too expensive
 - Ex: Studying the impact on mortality 10 years later

What can we do when an experiment is not possible?
More next week!



What causal effects might you want to estimate?

- Before: **ATE – Average Treatment Effect**

- $E[Y_{T=1} - Y_{T=0}]$
- This is average causal effect across entire population

- ATE could be different on treated vs untreated group

- Ex: Special Job Training -> Average Annual Earning
 - Not everyone needs that job training – Policymakers may be interested only in effect on low income population.
- Ex: Hip Surgery -> Walking Ability
 - Doctors are not interested in effect of hip surgery on healthy population. What does it change for someone who has difficulty walking?
- Often we care about particular populations!

- **ATT – Average Treatment Effect on the Treated**

- $E[Y_{T=1} - Y_{T=0} | \mathbf{T=1}]$

Recap: Potential Outcomes Framework

- Potential outcomes reasons about causal effects by comparing outcome of treatment to outcome of no-treatment
- The Fundamental Problem of Causal Inference:
For any individual, we cannot observe both treatment and no-treatment.
- Randomized experiments are one elegant solution, but not always possible
 - We'll discuss other solutions next week
 - **Q for everyone: What makes randomized experiments so elegant?**

Unobserved Confounds / Simpson's Paradox

Unobserved Confounds

- Which treatment should a doctor recommend for kidney stones?
- **Simpson's paradox:** After accounting for the confounder (stone size) the best choice reverses.
- Critical for decision making

Treatment A	Treatment B
78% (273/350)	83% (289/350)

Charig et al., BMJ 1986

Recap: Unobserved Confounds

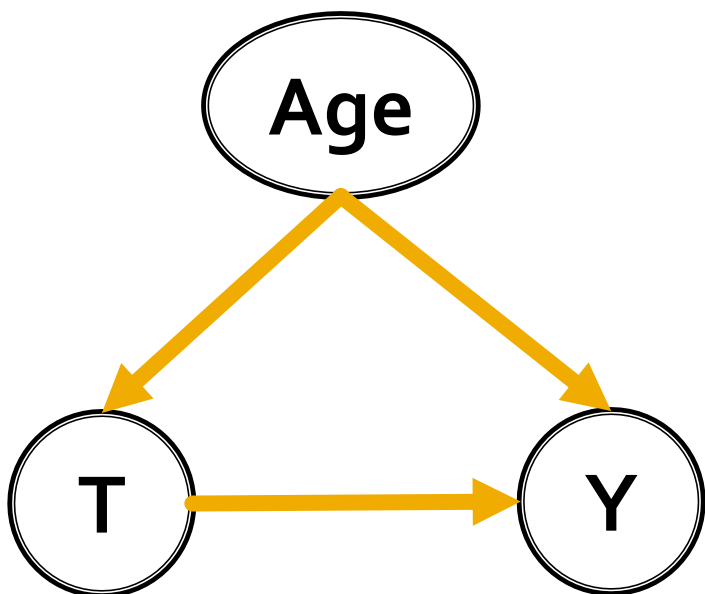
- Unobserved confounds are a threat to causal reasoning and to decision making

Structural Causal Model Framework

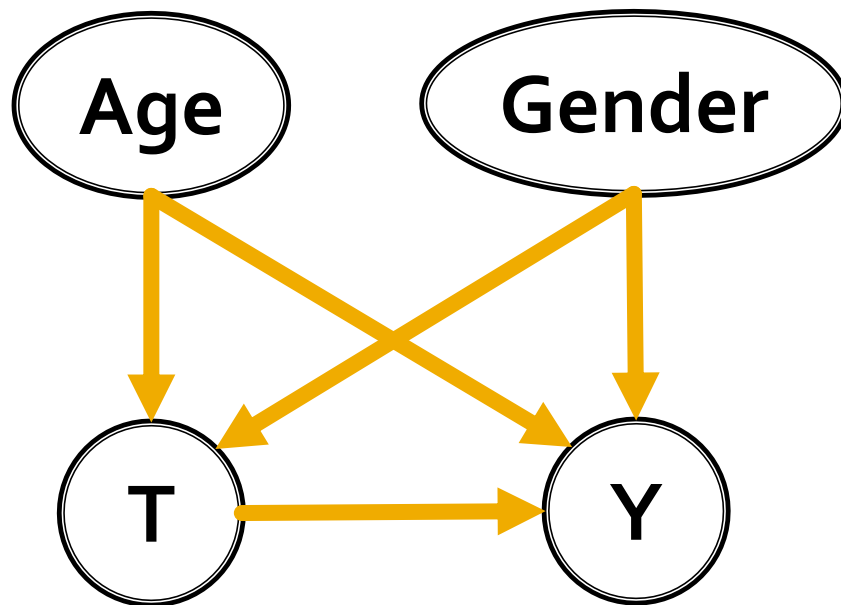
Real world is complicated

- People may have inter-related characteristics
 - How are these characteristics associated with each other?
- Other factors can influence the observed outcome
 - How do they affect treatment and outcome?
 - Which ones to include?
- How to identify the causal effect in such cases?
- When is it possible to find a causal effect?
 - We can use graphical model framework to answer this

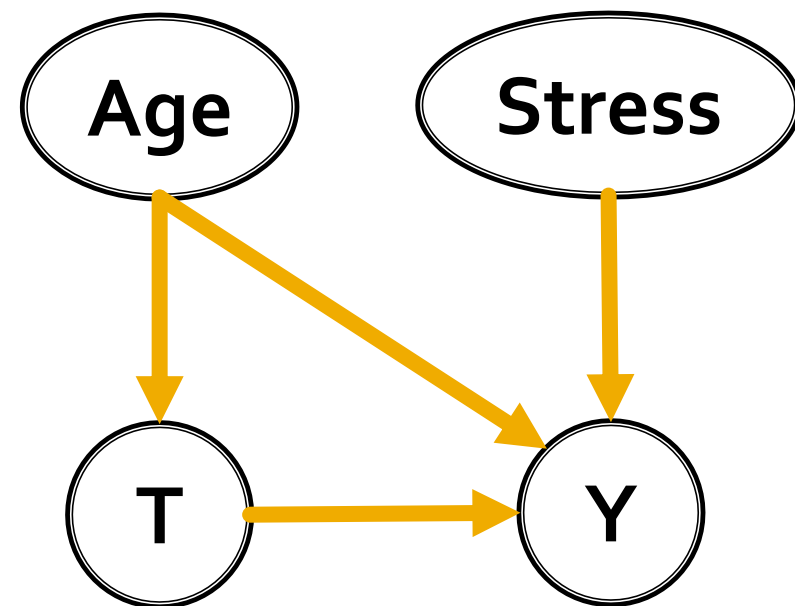
Which variables to condition on?



$$X = \{Age\}$$

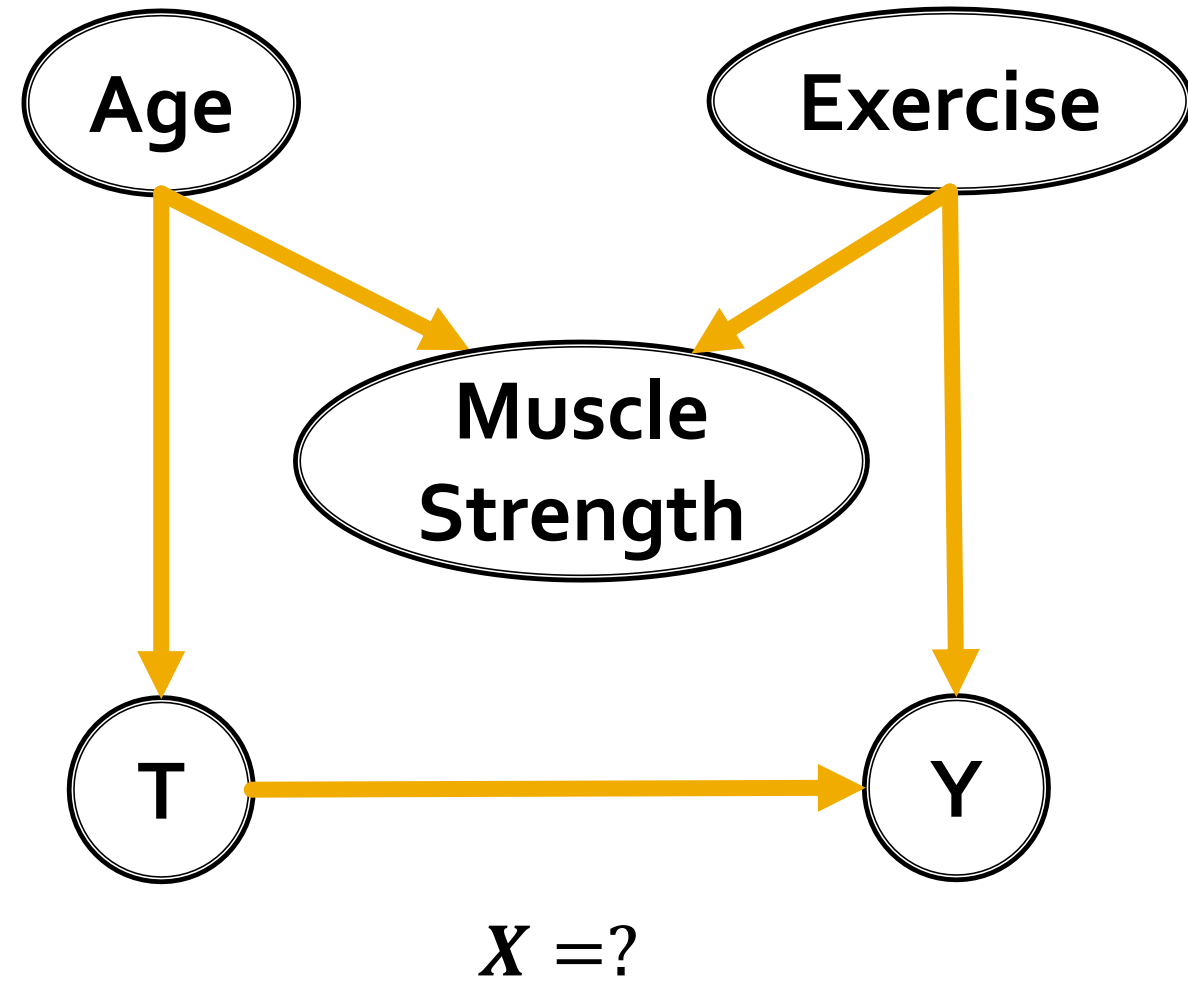
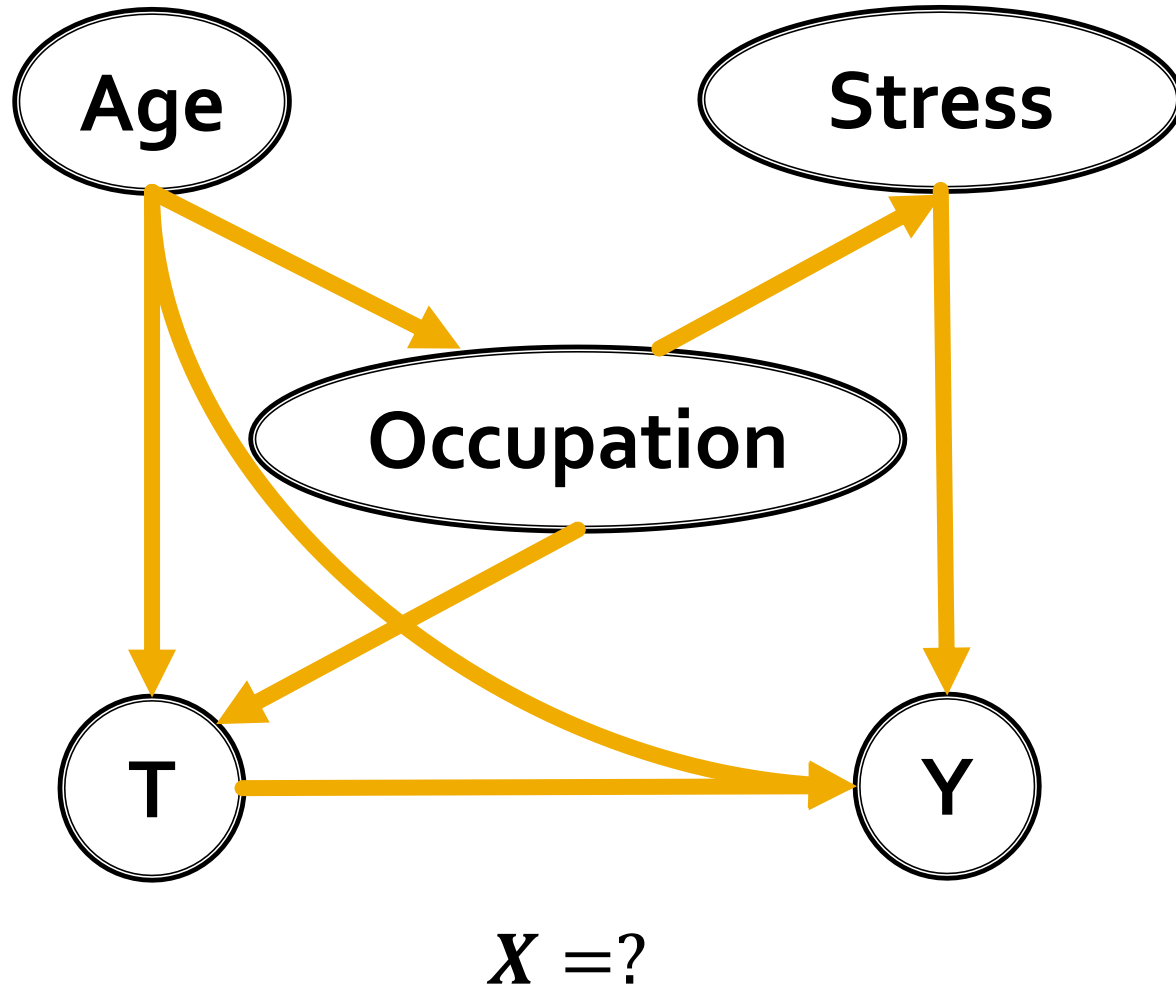


$$X = \{Age, Gender\}$$

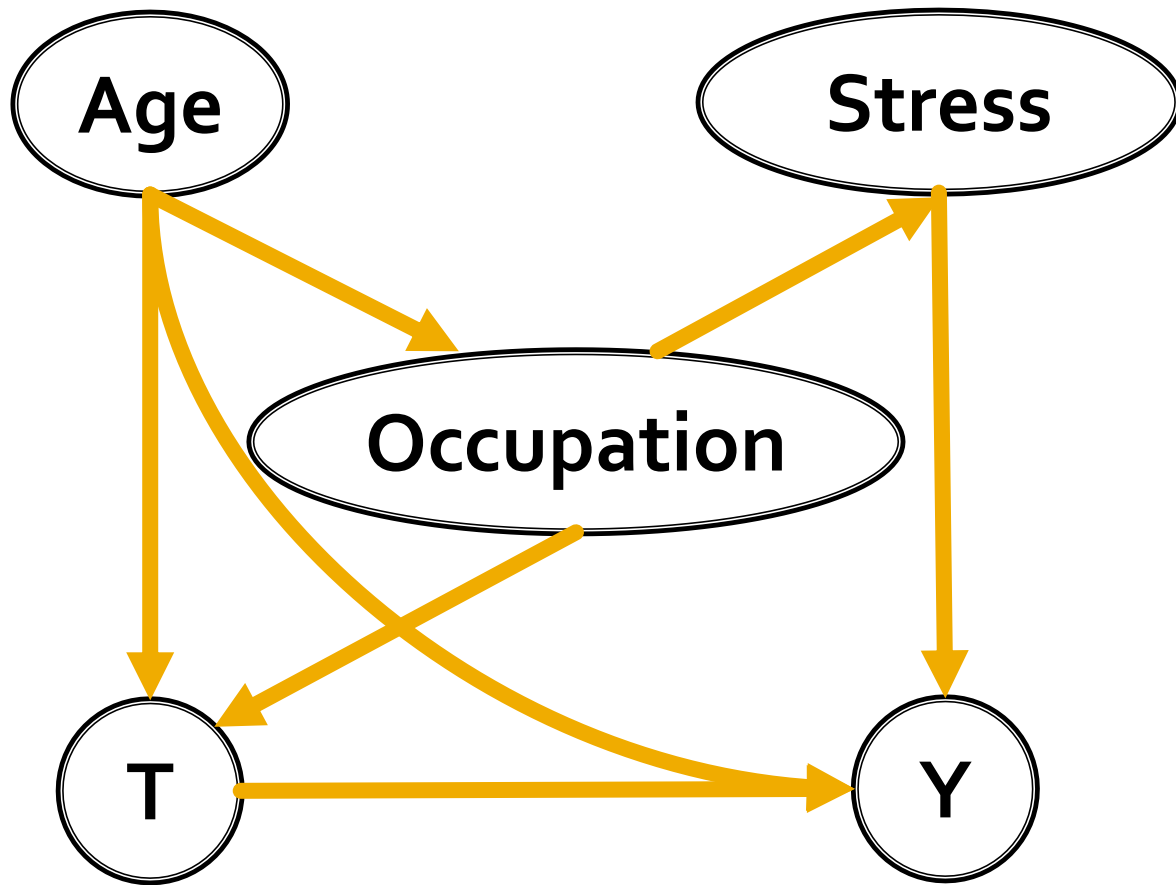


$$X = \{Age\}$$

What about these?



Structural Causal Model: A framework for expressing complex causal relationships



Edges represent *direct* causes.

Directed paths represent *indirect* causes.

Structural Equation Models with Random Errors
 u 's are "error variables" or "exogenous variables"

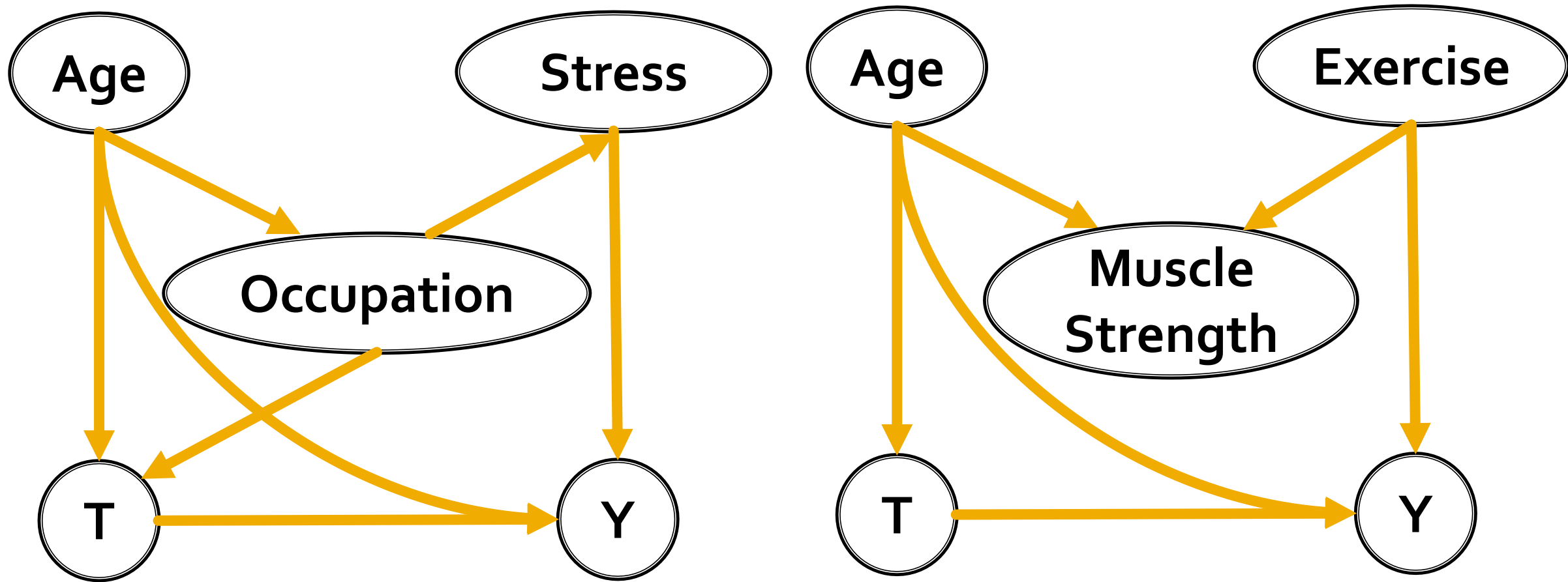
$$Occupation = h(Age, u_o)$$

$$Stress = k(Occupation, u_s)$$

$$T = g(Age, Occupation, u_t)$$

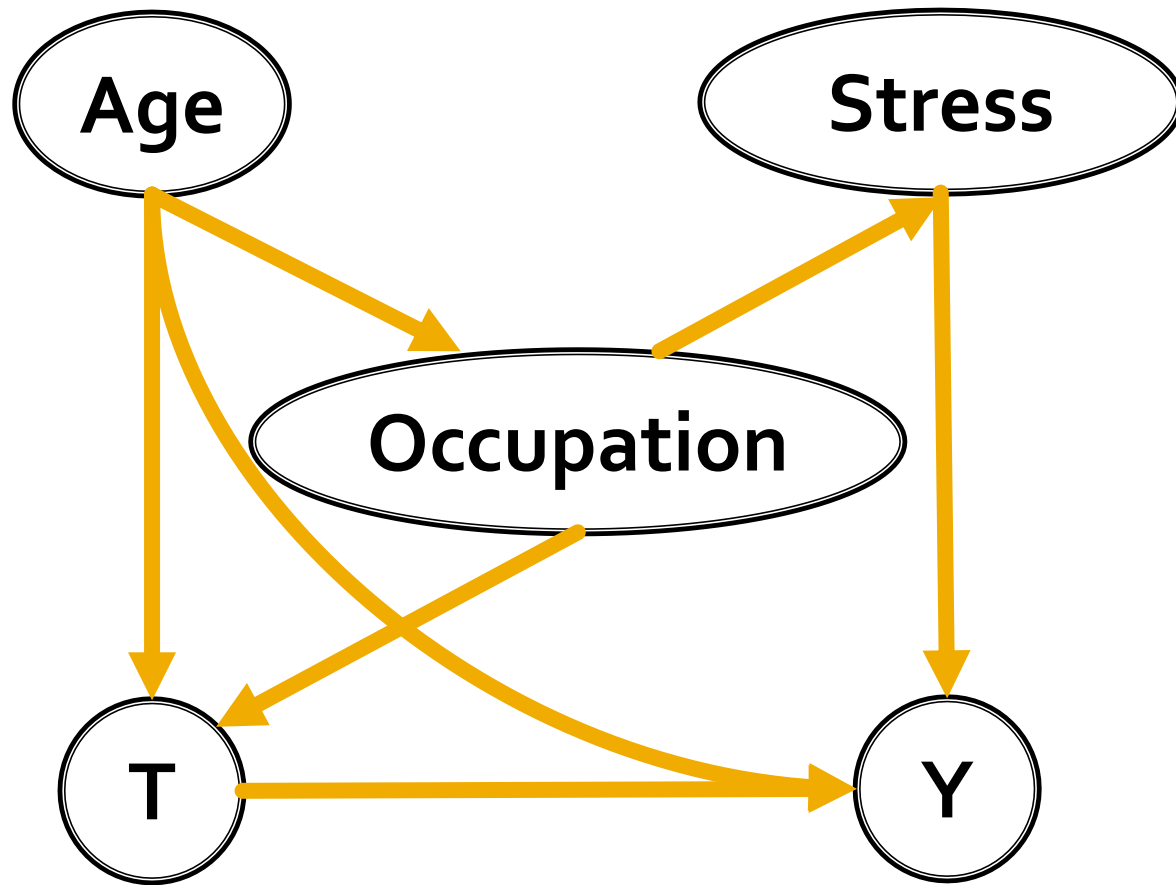
$$Y = f(T, Age, Stress, u_y)$$

Structural Causal Model makes assumptions explicit



The graph encodes all causal assumptions (through *missing* edges)

Important: Assumptions are the edges that are *missing*



Assumption 1: Occupation does not affect outcome Y.

Assumption 2: Age does not affect stress.

Assumption 3: Stress does not affect Occupation.

Assumption 4: Treatment does not affect stress.

..and so on.

Condition for validity: The graph reflects all relevant causal processes.

Key Benefit (1) of SCM: Provides a language for expressing counterfactuals

If a person was given treatment, what is the probability that he would be cured if he was not given treatment?

$$P(Y = 1 | T = 1, T = 0)$$

Non-sensical.

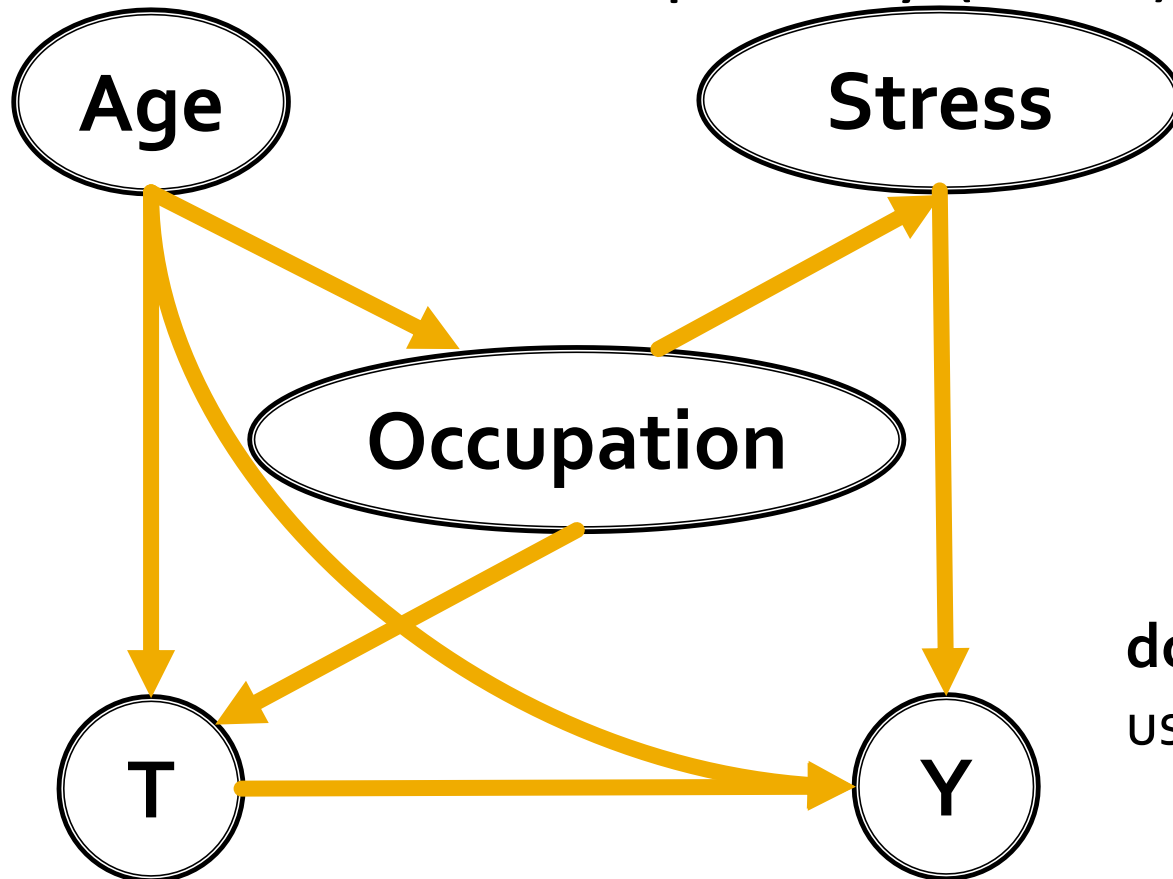
Can write it as:

$$P(Y_{T=0} = 1 | T = 1), \text{ or} \\ P(Y = 1 | T = 1, do(T = 0))$$

$P(Y | do(T))$ avoids confusion with $P(Y | T)$

Key Benefit 2 of SCM: Provides a mechanistic way of identifying causal effect

do-calculus: A rule-based calculus that can help identify any counterfactual quantity (Pearl)



E.g.,
 $P(Y|do(T))$
 $= \dots$ do-calculus rules \dots

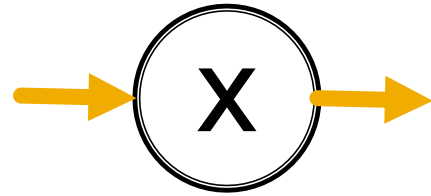
$$= \sum_{Age, Stress} P(Y|T, Age, Stress) P(Age, Stress)$$

do-calculus is complete: If we cannot identify using do-calculus, causal effect is unidentifiable.

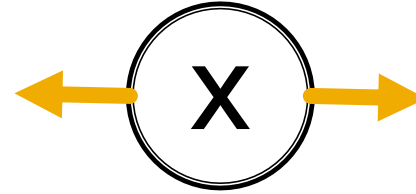
Advanced Topic: Back-door criterion

Three kinds of node-edges

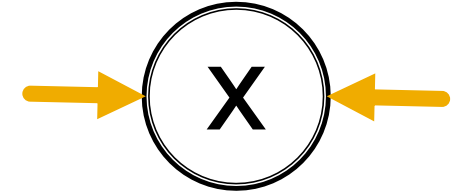
Path is “blocked”



If conditioned on X



If conditioned on X



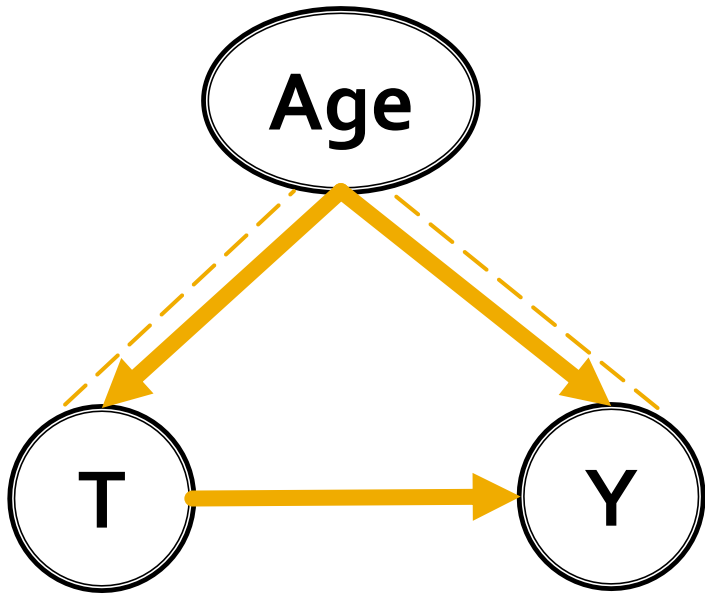
If **not** conditioned on X

“Back-door” path: Any undirected path that starts with  and ends with 

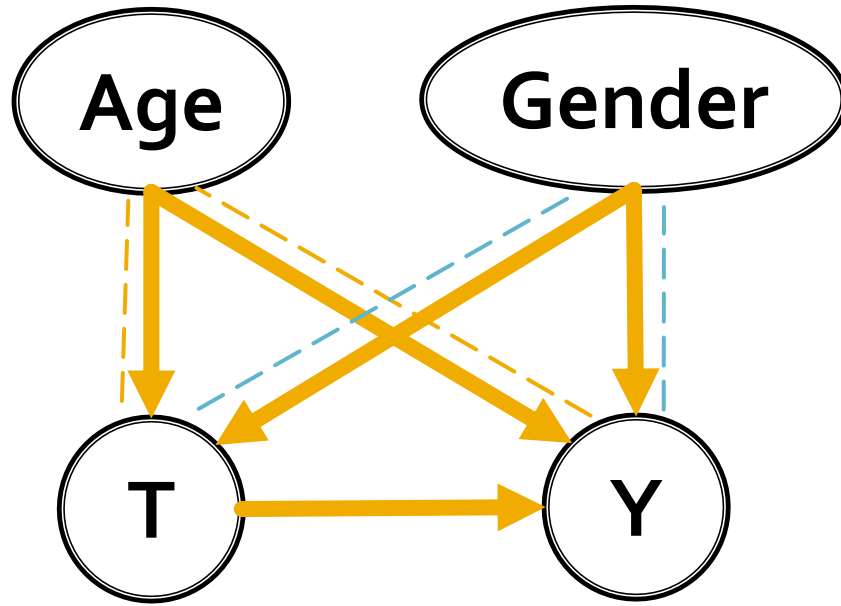
Back-door criterion: If conditioning on X blocks all back-door paths between treatment T and outcome Y, and X does not include any descendants of T, then

$$P(Y|\mathit{do}(T)) = \sum_x P(Y|T, X = x)P(X = x)$$

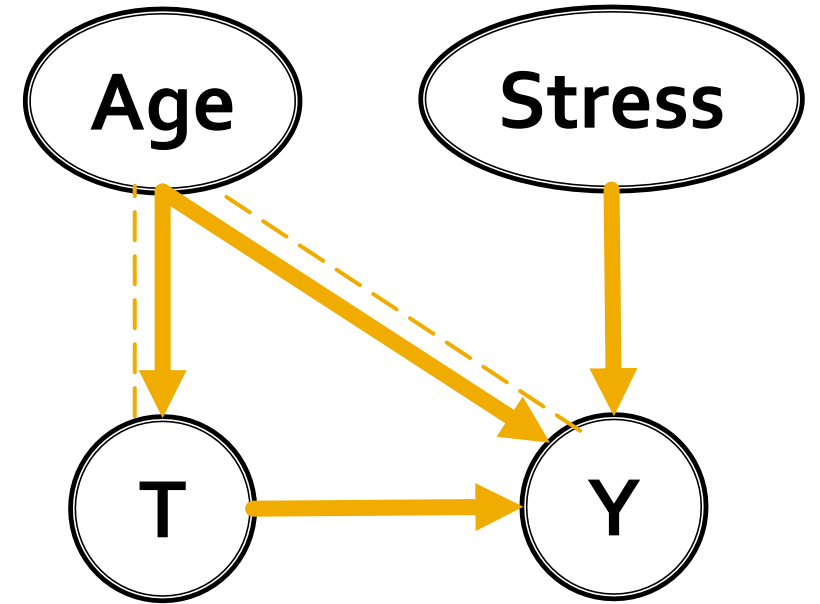
Let us return to our examples



$$X = \{Age\}$$

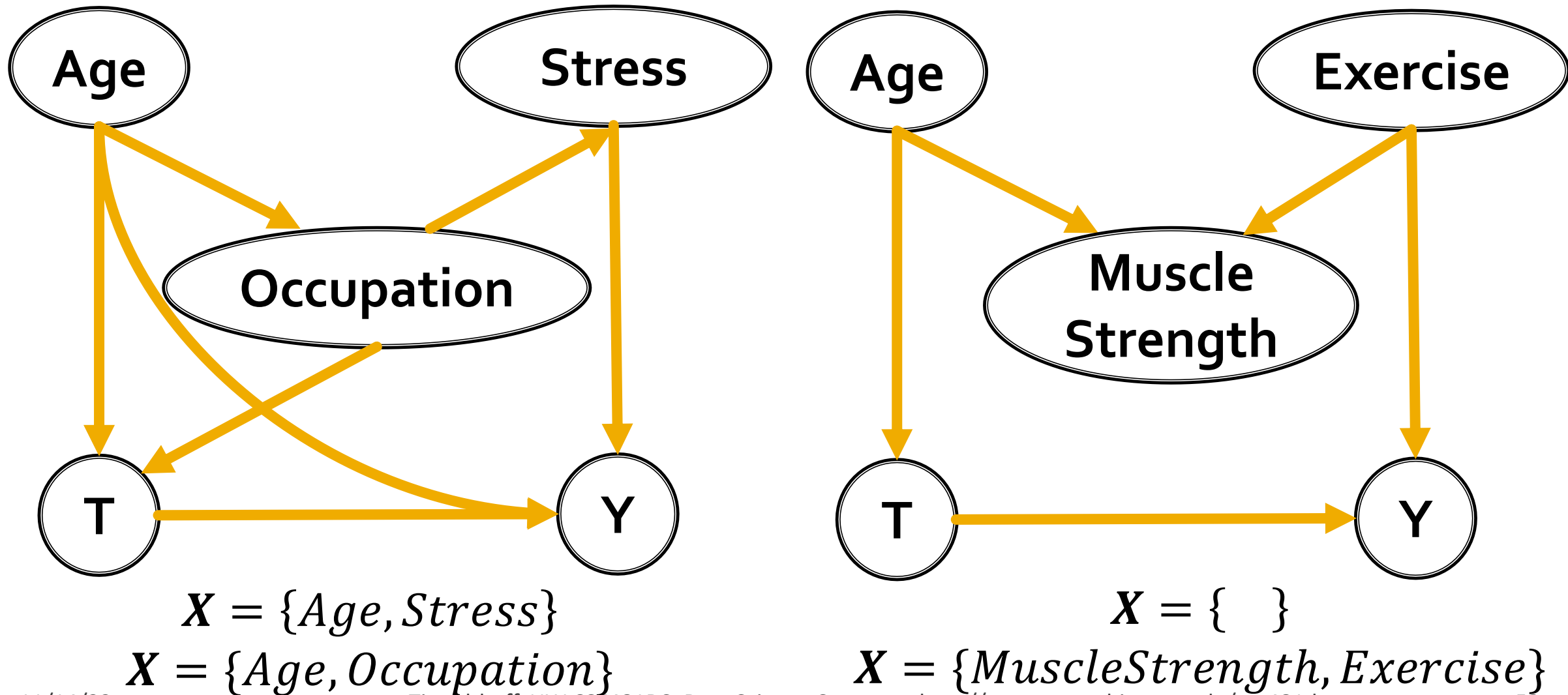


$$X = \{Age, Gender\}$$



$$X = \{Age\}$$

Back-door criterion provides a precise way to find variables to condition to



Both PO & SCM frameworks have merits

Use **structural causal model** and **do-calculus** for
modeling the problem
making **assumptions** explicit
identifying the causal effect

Use **potential outcomes-based** methods for
estimating the causal effect

Recap: Structural Causal Models

- Allow us to make causal assumptions explicit
 - Assumptions are the missing edges!
- Provide language for expressing counterfactuals
- Well-defined mechanisms for reasoning about causal relationships
 - E.g., Backdoor criterion

Recap of today:

- **Causality** is important for decision-making and study of effects
- **Big Data** does not necessarily address threats to causal inference
- **Potential Outcomes Framework** gives practical method for estimating causal effects
 - Translates causal inference into counterfactual estimation
- **Unobserved confounds** are a critical challenge
- **Structural Causal Model Framework** gives language for expressing and reasoning about causal relationships
- **Next week:** Methods for causal inference in observational data

**Thank you for sharing
your feedback with us!**

[https://bit.ly/
cse481ds-au22-feedback](https://bit.ly/cse481ds-au22-feedback)