

CSE477 – Hardware/Software Systems Design



- Welcome to CSE 477
 - Instructor: Carl Ebeling
 - Hardware Lab Manager: Chris Morgan
- Some basics
 - what is a system?
 - what is digital system design?
- Objectives of this class
 - designing real systems
 - combining hardware and software
 - e.g. projects: graphics display, user interfaces, integrated systems
- Class administration and logistics

What is a system (in our case, mostly digital)?

- A collection of components
 - work together to perform a function
 - judiciously chosen to meet some constraints
 - cost, size, power consumption, safety
 - communicates with its environment
 - human interaction
 - communication with other systems over wired or wireless networks
- One person's system is another's component
 - no universal categories of scope/size
 - subsystems need to be abstracted
- How is it documented?
 - interface specification
 - Use a component without knowing about internal design
 - functionality is often implicit in the interface spec

What is digital system design?

- Encompasses all computing systems
 - combination of hardware and software components
 - partitioning design into appropriate components is key
- Many technologies and components to choose from
 - programmable components (e.g., PLDs and FPGAs)
 - processors
 - memories
 - interfaces to analog world (e.g., A/D, D/A, special transducers)
 - input/output devices (e.g., buttons, pressure sensors, etc.)
 - communication links to environment (wired and wireless)
- The Art: Designing a good solution to a problem
 - choosing/defining the right components
 - meeting performance, cost, power, usability, safety constraints

Trends in digital system design




■ Forces

- cost (cheaper), size (smaller), weight (lighter), power (lower)
- time-to-market (shorter)
- upgradeability (in-the-field)
- recyclability (reusable parts)
- ubiquity (anywhere, everywhere, and highly task-specific)
- standardization of interfaces (leverage)

■ Effects

- increased use of high-level languages: C, Verilog
- high-level specifications: formal interface descriptions
- automatic synthesis tools (hardware and software compilers)
- programmable hardware (quick to prototype, reconfigurable)


Examples of embedded systems



Programmable hardware


- (Re)configurable hardware (e.g., PLDs, FPGAs)
 - high-performance interfaces
 - | graphics controller
 - | communications links
 - compute-intensive tasks
 - | signal processing
 - | graphics processing
- Microprocessors and microcontrollers
 - “low-performance” system component
 - | microcontrollers are fast enough for most things
 - allows complex system implementation
 - | user interfaces
 - | co-ordination of multiple devices
 - integration of surrounding logic onto processor chip
 - | timers, memories, configurable I/O ports

Systems-on-a-Chip



- processor core
- custom logic optimized to specific application
 - e.g. Viterbi decoder, MPEG2 decoder
- task-specific sensors and actuators
 - (e.g., MEMS)
- application specific instruction sets
 - (e.g., DSP processors)
- reconfigurable logic (FPGA components)

CSE 477



- Capstone design course
 - ties together curriculum with an intensive design experience
- For computer engineering
 - programming, data structures, operating systems
 - electronics, logic design, computer design
 - communication skills (oral and written), documentation of designs
 - group effort, interaction with users
- Project experience must have most of these elements
 - connecting thread through the discipline
 - invaluable opportunity to add to student portfolio
 - just what employers want to hear about
 - independently motivated experiences grad schools like to hear about

Course rationale



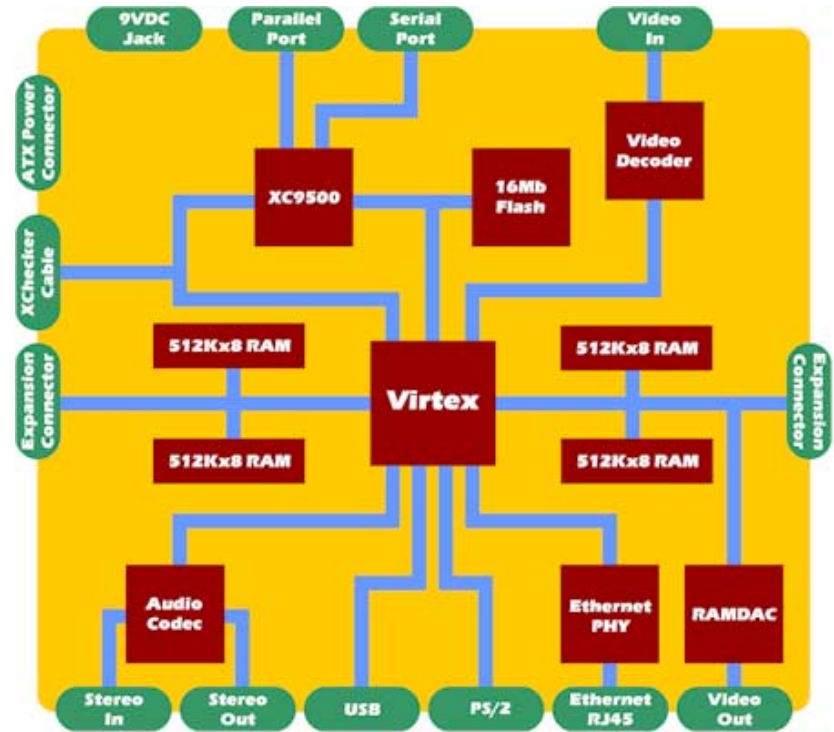

- Assignments and exams
 - learn/apply concepts presented in lecture
 - create infrastructure for possible use in projects
 - opportunity to evaluate individual creativity and understanding
 - gain familiarity with laboratory equipment and software
- Embedded system design project
 - wide variety of possibilities in a chosen domain
 - your chance to be creative
 - design reviews of other projects (learn from others' experience)
 - must be possible to complete in 10 **short** weeks
 - presentation/documentation
 - in-class presentations
 - web-based documentation

Project scope



- Project group: four students
- Project: combination of software and hardware
 - software: 8051 microcontroller, . . .
 - hardware: Xilinx FPGA, memory, . . .
 - interfaces: accelerometer, I R, wireless, display, audio codec, . . .
- Example project domain
 - graphics processor/interface to VGA monitor
 - hardware provides processing power
 - microcontroller provides interface/system integration
 - interesting user interfaces
 - Palm Pilot
 - remote interface
 - accelerometer-based interface

Project Platform - XESS XSV Board



Microcontroller



- Synthesizable 8051 Core
 - SOC IP component
 - Very common in ASICs
- We will interface hardware components to the 8051
 - function call to a filter
 - read/write a frame buffer
 - process ethernet packets
- Partitioning problem between HW and SW is key
 - Interface must be clean and well-defined
- We will simulate system using Xilinx Foundation

Project Organization



- Our focus is the project
- Define, specify, design, build and test a product
 - Concept to prototype in 10 weeks
- We will organize as an Advanced Development group
 - Marketing
 - Architecture
 - Engineering
 - Sales
- Labs and lectures are to support the project
 - Students will help drive

Group Dynamics



- Every class starts with a project meeting
 - Status reports
 - Planning
 - Designing
 - Design reviews
- VP/Engineering rotates
 - Sets agenda for meetings
 - Leads the meetings
 - A scribe will take and publish action items

The Process



- Product Definition (Marketing) [Week 1/2]
 - Marketing plan, marketing requirements
- Product Architecture (System Architect) [Week 3]
 - Block diagram, component functionality, high-level interfaces
- Detailed Design Specification (Engineering) [Week 4]
 - Component specs: interface + functionality
- Detailed Design (Engineering) [Week 5-8]
 - Verilog, schematics, test fixtures
- System Integration (Engineering) [Week 9/10]
- Product Demonstration and Documentation (Sales) [Week 11]

Example Project Ideas



- Real-time image processing, e.g. shrink/zoom/warp/sharpen/...
- Camera-based user interface
 - Gesture, laser guided, . . .
- Multi-modal user interfaces: camera, accelerometer, range-finder, audio, speech-recognition, ...
- Video games?
 - “pong” (with hand-motion interface)
 - fly-through with hand-sensing interface
 - animations
- Simple graphics card
 - Shaded polygon drawing, texture mapping
- Motion capture
- Audio signal-processing, e.g. equalizer
- Use your imagination

Course schedule



- First half
 - lectures
 - laboratory assignments
 - midterm exam
 - definition and specification of product
- Second half
 - detailed design and implementation of product
 - design reviews in the form of presentations
 - documentation on web
- Project meetings
 - Every class

Background (prerequisite) material



- Logic design
 - combinational logic
 - sequential logic
 - control/data-path
 - Verilog/simulation/synthesis
- Computer architecture
 - assembly language programming
 - computer organization
 - memory hierarchy
 - interrupt mechanisms
- Programming skills
 - facility with programming in C
 - software engineering skills
 - modularization, interface specifications

Refreshers



- Courses
 - CSE341 – Programming Languages
 - CSE370 – Introduction to Logic Design
 - CSE378 – Machine Organization / Assembly Language Programming
 - CSE467 – Advanced Digital Design
- Find your textbooks and notes from these courses
 - review chapters and lecture notes as topics come up
 - review written assignments and any projects

Goals for CSE477



- Lots of fun doing projects
 - cool project
 - amaze your friends and family (and future employers)
- Lots of learning in the process
 - you don't really understand it until you do it
 - great way to end your undergraduate career
 - killer interview material
- Produce some great demos
 - wow your friends and family