


Reinforcement Learning II



Steve Tanimoto

[These slides were created by Dan Klein and Pieter Abbeel for CS188 Intro to AI at UC Berkeley. All CS188 materials are available at <http://ai.berkeley.edu>.]

Reinforcement Learning

- We still assume an MDP:
 - A set of states $s \in S$
 - A set of actions (per state) A
 - A model $T(s,a,s')$
 - A reward function $R(s,a,s')$
- Still looking for a policy $\pi(s)$



- New twist: **don't know T or R**, so must try out actions
- Big idea: **Compute all averages over T** using sample outcomes

The Story So Far: MDPs and RL

Known MDP: Offline Solution

Goal	Technique
Compute V^*, Q^*, π^*	Value / policy iteration
Evaluate a fixed policy π	Policy evaluation

Unknown MDP: Model-Based

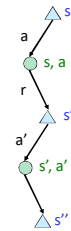
Goal	Technique
Compute V^*, Q^*, π^*	VI/PI on approx. MDP
Evaluate a fixed policy π	PE on approx. MDP

Unknown MDP: Model-Free

Goal	Technique
Compute V^*, Q^*, π^*	Q-learning
Evaluate a fixed policy π	Value Learning

Model-Free Learning

- Model-free (temporal difference) learning
 - Experience world through episodes
 - $(s, a, r, s', a', r', s'', a'', r'', s''', \dots)$
 - Update estimates each transition (s, a, r, s')
 - Over time, updates will mimic Bellman updates



Q-Learning

- We'd like to do Q-value updates to each Q-state:


$$Q_{k+1}(s, a) \leftarrow \sum_{s'} T(s, a, s') [R(s, a, s') + \gamma \max_{a'} Q_k(s', a')]$$
 - But can't compute this update without knowing T, R
- Instead, compute average as we go
 - Receive a sample transition (s, a, r, s')
 - This sample suggests

$$Q(s, a) \approx r + \gamma \max_{a'} Q(s', a')$$
 - But we want to average over results from (s, a) (Why?)
 - So keep a running average

$$Q(s, a) \leftarrow (1 - \alpha)Q(s, a) + (\alpha) [r + \gamma \max_{a'} Q(s', a')]$$

Q-Learning Properties

- Amazing result: Q-learning converges to optimal policy -- even if you're acting suboptimally!
- This is called **off-policy learning**
- Caveats:
 - You have to explore enough
 - You have to eventually make the learning rate small enough
 - ... but not decrease it too quickly
 - Basically, in the limit, it doesn't matter how you select actions (!)




[Demo: Q-learning - auto - cliff grid (L1D1)]

Video of Demo Q-Learning Auto Cliff Grid



Exploration vs. Exploitation



How to Explore?


Several schemes for forcing exploration

- Simplest: random actions (ϵ -greedy)
 - Every time step, flip a coin
 - With (small) probability ϵ , act randomly
 - With (large) probability $1-\epsilon$, act on current policy
- Problems with random actions?
 - You do eventually explore the space, but keep thrashing around once learning is done
 - One solution: lower ϵ over time
 - Another solution: exploration functions



[Demo: Q-learning – manual exploration – bridge grid (L11D2)]
 [Demo: Q-learning – epsilon-greedy – crawler (L11D3)]

Video of Demo Q-learning – Manual Exploration – Bridge Grid



Video of Demo Q-learning – Epsilon-Greedy – Crawler



Exploration Functions

When to explore?

- Random actions: explore a fixed amount
- Better idea: explore areas whose badness is not (yet) established, eventually stop exploring

Exploration function

- Takes a value estimate u and a visit count n , and returns an optimistic utility, e.g. $f(u, n) = u + k/n$

Regular Q-Update: $Q(s, a) \leftarrow \alpha R(s, a, s') + \gamma \max_{a'} Q(s', a')$

Modified Q-Update: $Q(s, a) \leftarrow \alpha R(s, a, s') + \gamma \max_{a'} f(Q(s', a'), N(s', a'))$

- Note: this propagates the “bonus” back to states that lead to unknown states as well!




[Demo: exploration – Q-learning – crawler – exploration function (L11D4)]

Video of Demo Q-learning – Exploration Function – Crawler

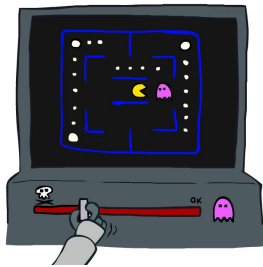


Regret

- Even if you learn the optimal policy, you still make mistakes along the way
- Regret is a measure of your total mistake cost: the difference between your (expected) rewards, including youthful suboptimality, and optimal (expected) rewards
- Minimizing regret goes beyond learning to be optimal – it requires optimally learning to be optimal
- Example: random exploration and exploration functions both end up optimal, but random exploration has higher regret

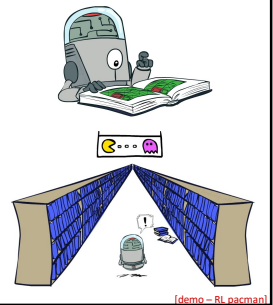


Approximate Q-Learning



Generalizing Across States

- Basic Q-Learning keeps a table of all q-values
- In realistic situations, we cannot possibly learn about every single state!
 - Too many states to visit them all in training
 - Too many states to hold the q-tables in memory
- Instead, we want to generalize:
 - Learn about some small number of training states from experience
 - Generalize that experience to new, similar situations
 - This is a fundamental idea in machine learning, and we'll see it over and over again



[demo - RL pacman]

Example: Pacman

Let's say we discover through experience that this state is bad:



In naïve q-learning, we know nothing about this state:




Or even this one!



[Demo: Q-learning – pacman – tiny – watch all (L1105)]
 [Demo: Q-learning – pacman – tiny – silent train (L1106)]
 [Demo: Q-learning – pacman – tricky – watch all (L1107)]


Video of Demo Q-Learning Pacman – Tiny – Watch All



Video of Demo Q-Learning Pacman – Tiny – Silent Train



Video of Demo Q-Learning Pacman – Tricky – Watch All



Feature-Based Representations

- Solution: describe a state using a vector of features (properties)
 - Features are functions from states to real numbers (often 0/1) that capture important properties of the state
 - Example features:
 - Distance to closest ghost
 - Distance to closest dot
 - Number of ghosts
 - 1 / (dist to dot)²
 - Is Pacman in a tunnel? (0/1)
 - etc.
 - Is it the exact state on this slide?
 - Can also describe a q-state (s, a) with features (e.g. action moves closer to food)



Linear Value Functions

- Using a feature representation, we can write a q function (or value function) for any state using a few weights:

$$V(s) = w_1 f_1(s) + w_2 f_2(s) + \dots + w_n f_n(s)$$

$$Q(s, a) = w_1 f_1(s, a) + w_2 f_2(s, a) + \dots + w_n f_n(s, a)$$

- Advantage: our experience is summed up in a few powerful numbers
- Disadvantage: states may share features but actually be very different in value!

Approximate Q-Learning

$$Q(s, a) = w_1 f_1(s, a) + w_2 f_2(s, a) + \dots + w_n f_n(s, a)$$

- Q-learning with linear Q-functions:

transition = (s, a, r, s')

$$\text{difference} = [r + \gamma \max_a Q(s', a)] - Q(s, a)$$

$$Q(s, a) \leftarrow Q(s, a) + \alpha [\text{difference}]$$

$$w_i \leftarrow w_i + \alpha [\text{difference}] f_i(s, a)$$

Exact Q's

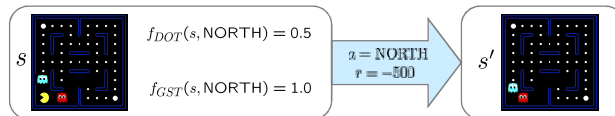
Approximate Q's



- Intuitive interpretation:
 - Adjust weights of active features
 - E.g., if something unexpectedly bad happens, blame the features that were on: disprefer all states with that state's features
- Formal justification: online least squares

Example: Q-Pacman

$$Q(s, a) = 4.0 f_{DOT}(s, a) - 1.0 f_{GST}(s, a)$$



$$f_{DOT}(s, \text{NORTH}) = 0.5$$

$$f_{GST}(s, \text{NORTH}) = 1.0$$

$$Q(s, \text{NORTH}) = +1$$

$$r + \gamma \max_a Q(s', a) = -500 + 0$$

$$\text{difference} = -501$$

$$w_{DOT} \leftarrow 4.0 + \alpha [-501] 0.5$$

$$w_{GST} \leftarrow -1.0 + \alpha [-501] 1.0$$

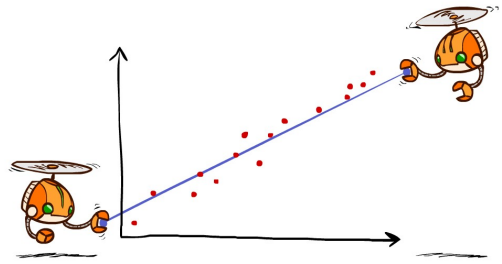
$$Q(s, a) = 3.0 f_{DOT}(s, a) - 3.0 f_{GST}(s, a)$$

[Demo: approximate Q-learning pacman (111D10)]

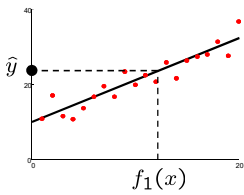
Video of Demo Approximate Q-Learning -- Pacman



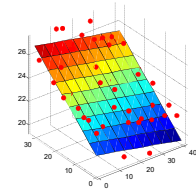
Q-Learning and Least Squares



Linear Approximation: Regression*



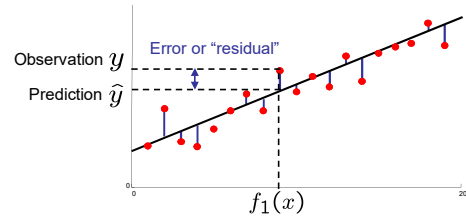
Prediction:
 $\hat{y} = w_0 + w_1 f_1(x)$



Prediction:
 $\hat{y}_i = w_0 + w_1 f_1(x) + w_2 f_2(x)$

Optimization: Least Squares*

$$\text{total error} = \sum_i (y_i - \hat{y}_i)^2 = \sum_i \left(y_i - \sum_k w_k f_k(x_i) \right)^2$$



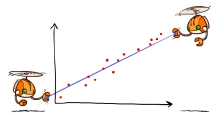
Minimizing Error*

Imagine we had only one point x , with features $f(x)$, target value y , and weights w :

$$\text{error}(w) = \frac{1}{2} \left(y - \sum_k w_k f_k(x) \right)^2$$

$$\frac{\partial \text{error}(w)}{\partial w_m} = - \left(y - \sum_k w_k f_k(x) \right) f_m(x)$$

$$w_m \leftarrow w_m + \alpha \left(y - \sum_k w_k f_k(x) \right) f_m(x)$$




Approximate q update explained:


$$w_m \leftarrow w_m + \alpha \left[r + \gamma \max_{a'} Q(s', a') - Q(s, a) \right] f_m(s, a)$$

"target" "prediction"

Overfitting: Why Limiting Capacity Can Help*



Policy Search



Policy Search

- Problem: often the feature-based policies that work well (win games, maximize utilities) aren't the ones that approximate V / Q best
 - E.g. your value functions from project 2 were probably horrible estimates of future rewards, but they still produced good decisions
 - Q-learning's priority: get Q-values close (modeling)
 - Action selection priority: get ordering of Q-values right (prediction)
 - We'll see this distinction between modeling and prediction again later in the course
- Solution: learn policies that maximize rewards, not the values that predict them
- Policy search: start with an ok solution (e.g. Q-learning) then fine-tune by hill climbing on feature weights

Policy Search

- Simplest policy search:
 - Start with an initial linear value function or Q-function
 - Nudge each feature weight up and down and see if your policy is better than before
- Problems:
 - How do we tell the policy got better?
 - Need to run many sample episodes!
 - If there are a lot of features, this can be impractical
- Better methods exploit lookahead structure, sample wisely, change multiple parameters...

Policy Search



[Andrew Ng]

[Video: HELICOPTER]

Conclusion

- We're done with Part I: Search and Planning!
- We've seen how AI methods can solve problems in:
 - Search
 - Constraint Satisfaction Problems
 - Games
 - Markov Decision Problems
 - Reinforcement Learning
- Next up: Part II: Uncertainty and Learning!

