

## STATISTICAL LEARNING

### CHAPTER 20, SECTIONS 1–3

Chapter 20, Sections 1–3 1

#### Outline

- ◇ Bayesian learning
- ◇ Maximum a posteriori and maximum likelihood learning
- ◇ Bayes net learning
  - ML parameter learning with complete data
  - linear regression

Chapter 20, Sections 1–3 2

#### Full Bayesian learning

View learning as Bayesian updating of a probability distribution over the hypothesis space

$H$  is the hypothesis variable, values  $h_1, h_2, \dots$ , prior  $\mathbf{P}(H)$   
 $j$ th observation  $d_j$  gives the outcome of random variable  $D_j$   
 training data  $\mathbf{d} = d_1, \dots, d_N$

Given the data so far, each hypothesis has a posterior probability:

$$P(h_i | \mathbf{d}) = \alpha P(\mathbf{d} | h_i) P(h_i)$$

where  $P(\mathbf{d} | h_i)$  is called the likelihood

Predictions use a likelihood-weighted average over the hypotheses:

$$\mathbf{P}(X | \mathbf{d}) = \sum_i \mathbf{P}(X | \mathbf{d}, h_i) P(h_i | \mathbf{d}) = \sum_i \mathbf{P}(X | h_i) P(h_i | \mathbf{d})$$

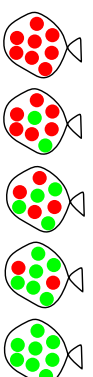
No need to pick one best-guess hypothesis!

Chapter 20, Sections 1–3 3

#### Example

Suppose there are five kinds of bags of candies:

- 100% are  $h_1$ : 100% cherry candies
- 20% are  $h_2$ : 75% cherry candies + 25% lime candies
- 40% are  $h_3$ : 50% cherry candies + 50% lime candies
- 20% are  $h_4$ : 25% cherry candies + 75% lime candies
- 10% are  $h_5$ : 100% lime candies

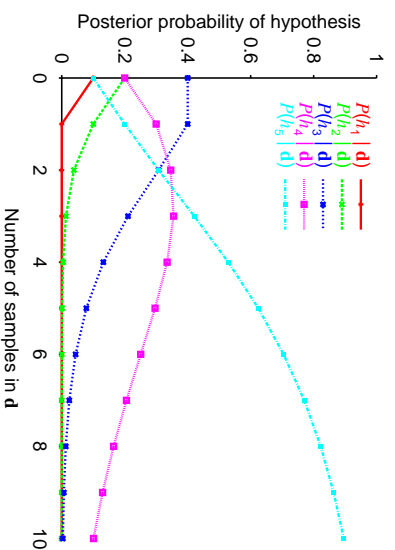


Then we observe candies drawn from some bag: ●●●●●●●●●●

What kind of bag is it? What flavour will the next candy be?

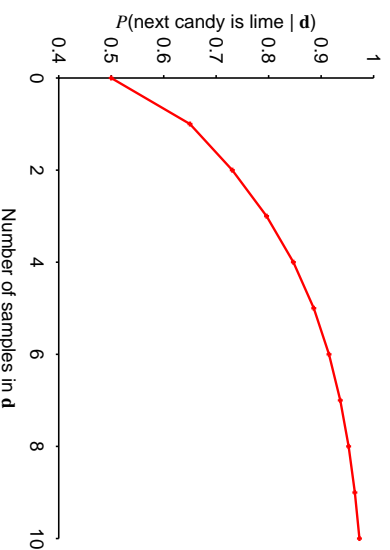
Chapter 20, Sections 1–3 4

#### Posterior probability of hypotheses



Chapter 20, Sections 1–3 5

#### Prediction probability



Chapter 20, Sections 1–3 6

## MAP approximation

Summing over the hypothesis space is often intractable (e.g., 18,446,744,073,709,551,616 Boolean functions of 6 attributes)

Maximum a posteriori (MAP) learning: choose  $h_{\text{MAP}}$  maximizing  $P(h_i|\mathbf{d})$

I.e., maximize  $P(\mathbf{d}|h_i)P(h_i)$  or  $\log P(\mathbf{d}|h_i) + \log P(h_i)$

Log terms can be viewed as (negative of)

bits to encode data given hypothesis + bits to encode hypothesis

This is the basic idea of minimum description length (MDL) learning

For deterministic hypotheses,  $P(\mathbf{d}|h_i)$  is 1 if consistent, 0 otherwise

⇒ MAP = simplest consistent hypothesis (cf. science)

Chapter 20, Section 1.3 7

## Multiple parameters

Red/green wrapper depends probabilistically on flavor:

Likelihood for, e.g., cherry candy in green wrapper:

$$P(F = \text{cherry}, W = \text{green} | h_0, \theta_1, \theta_2)$$

$$= P(F = \text{cherry} | h_0, \theta_1, \theta_2) P(W = \text{green} | F = \text{cherry}, h_0, \theta_1, \theta_2)$$

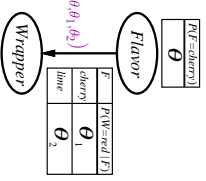
$$= \theta_1 \cdot (1 - \theta_1)$$

$N$  candies,  $r_c$ , red-wrapped cherry candies, etc.:

$$P(\mathbf{d} | h_0, \theta_1, \theta_2) = \theta_1^{r_c} (1 - \theta_1)^{\ell} \cdot \theta_2^{r_g} (1 - \theta_2)^{g_c}$$

$$L = [c \log \theta_1 + \ell \log(1 - \theta_1)] + [r_c \log \theta_1 + g_c \log(1 - \theta_1)] + [r_g \log \theta_2 + g_g \log(1 - \theta_2)]$$

Chapter 20, Section 1.3 10



## ML approximation

For large data sets, prior becomes irrelevant

Maximum likelihood (ML) learning: choose  $h_{\text{ML}}$  maximizing  $P(\mathbf{d}|h_i)$

I.e., simply get the best fit to the data: identical to MAP for uniform prior (which is reasonable if all hypotheses are of the same complexity)

ML is the “standard” (non-Bayesian) statistical learning method

Chapter 20, Section 1.3 8

## ML parameter learning in Bayes nets

Bag from a new manufacturer; fraction  $\theta$  of cherry candies?

Any  $\theta$  is possible: continuum of hypotheses  $h_{\theta}$

$\theta$  is a parameter for this simple (binomial) family of models

Suppose we unwrap  $N$  candies,  $c$  cherries and  $\ell = N - c$  limes

These are i.i.d. (independent, identically distributed) observations, so

$$P(\mathbf{d}|h_{\theta}) = \prod_{j=1}^N P(d_j|h_{\theta}) = \theta^c \cdot (1 - \theta)^{\ell}$$

Maximize this w.r.t.  $\theta$ —which is easier for the log-likelihood:

$$L(\mathbf{d}|h_{\theta}) = \log P(\mathbf{d}|h_{\theta}) = \sum_{j=1}^N \log P(d_j|h_{\theta}) = c \log \theta + \ell \log(1 - \theta)$$

$$\frac{dL(\mathbf{d}|h_{\theta})}{d\theta} = \frac{c}{\theta} - \frac{\ell}{1 - \theta} = 0 \quad \Rightarrow \quad \theta = \frac{c}{c + \ell} = \frac{c}{N}$$

Seems sensible, but causes problems with 0 counts!

Chapter 20, Section 1.3 9

## Multiple parameters contd.

Derivatives of  $L$  contain only the relevant parameter.

$$\frac{\partial L}{\partial \theta} = \frac{c}{\theta} - \frac{\ell}{1 - \theta} = 0 \quad \Rightarrow \quad \theta = \frac{c}{c + \ell}$$

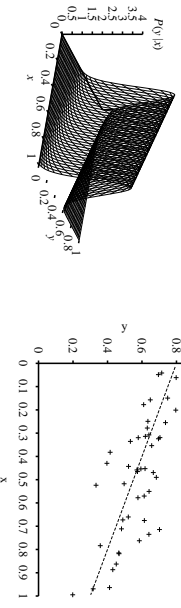
$$\frac{\partial L}{\partial \theta_1} = \frac{r_c}{\theta_1} - \frac{g_c}{1 - \theta_1} = 0 \quad \Rightarrow \quad \theta_1 = \frac{r_c}{r_c + g_c}$$

$$\frac{\partial L}{\partial \theta_2} = \frac{r_g}{\theta_2} - \frac{g_g}{1 - \theta_2} = 0 \quad \Rightarrow \quad \theta_2 = \frac{r_g}{r_g + g_g}$$

With complete data, parameters can be learned separately

Chapter 20, Section 1.3 11

## Example: linear Gaussian model



$$\text{Maximizing } P(y|x) = \frac{1}{\sqrt{2\pi}\sigma} e^{-\frac{(y - (\theta_1 x + \theta_2))^2}{2\sigma^2}} \text{ w.r.t. } \theta_1, \theta_2$$

$$= \text{minimizing } E = \sum_{j=1}^N (y_j - (\theta_1 x_j + \theta_2))^2$$

That is, minimizing the sum of squared errors gives the ML solution for a linear fit assuming Gaussian noise of fixed variance

Chapter 20, Section 1.3 12

## Summary

Full Bayesian learning gives best possible predictions but is intractable

MAP learning balances complexity with accuracy on training data

Maximum likelihood assumes uniform prior, OK for large data sets

1. Choose a parameterized family of models to describe the data  
*requires substantial insight and sometimes new models*
2. Write down the likelihood of the data as a function of the parameters  
*may require summing over hidden variables, i.e., inference*
3. Write down the derivative of the log likelihood w.r.t. each parameter
4. Find the parameter values such that the derivatives are zero  
*may be hard/impossible; modern optimization techniques help*