

# BAYESIAN NETWORKS

AIMA2E CHAPTER 14.1–3

# Outline

- ◇ Syntax
- ◇ Semantics
- ◇ Parameterized distributions

# Bayesian networks

A simple, graphical notation for conditional independence assertions and hence for compact specification of full joint distributions

Syntax:

- a set of nodes, one per variable

- a directed, acyclic graph (link  $\approx$  “directly influences”)

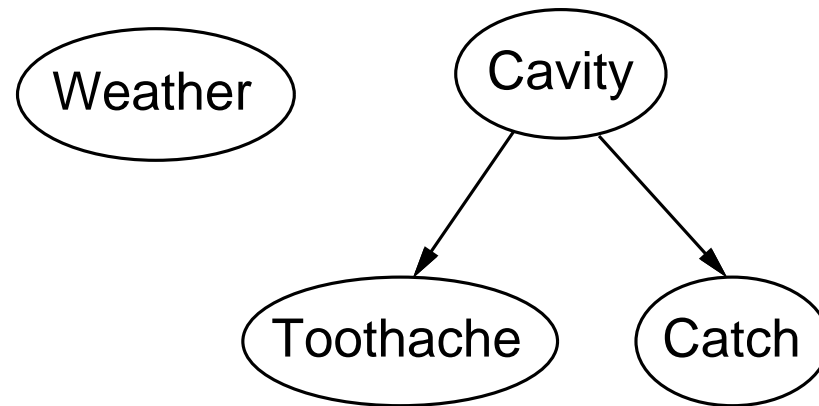
- a conditional distribution for each node given its parents:

$$P(X_i | Parents(X_i))$$

In the simplest case, conditional distribution represented as a **conditional probability table** (CPT) giving the distribution over  $X_i$  for each combination of parent values

## Example

Topology of network encodes conditional independence assertions:



*Weather* is independent of the other variables

*Toothache* and *Catch* are conditionally independent given *Cavity*

## Example

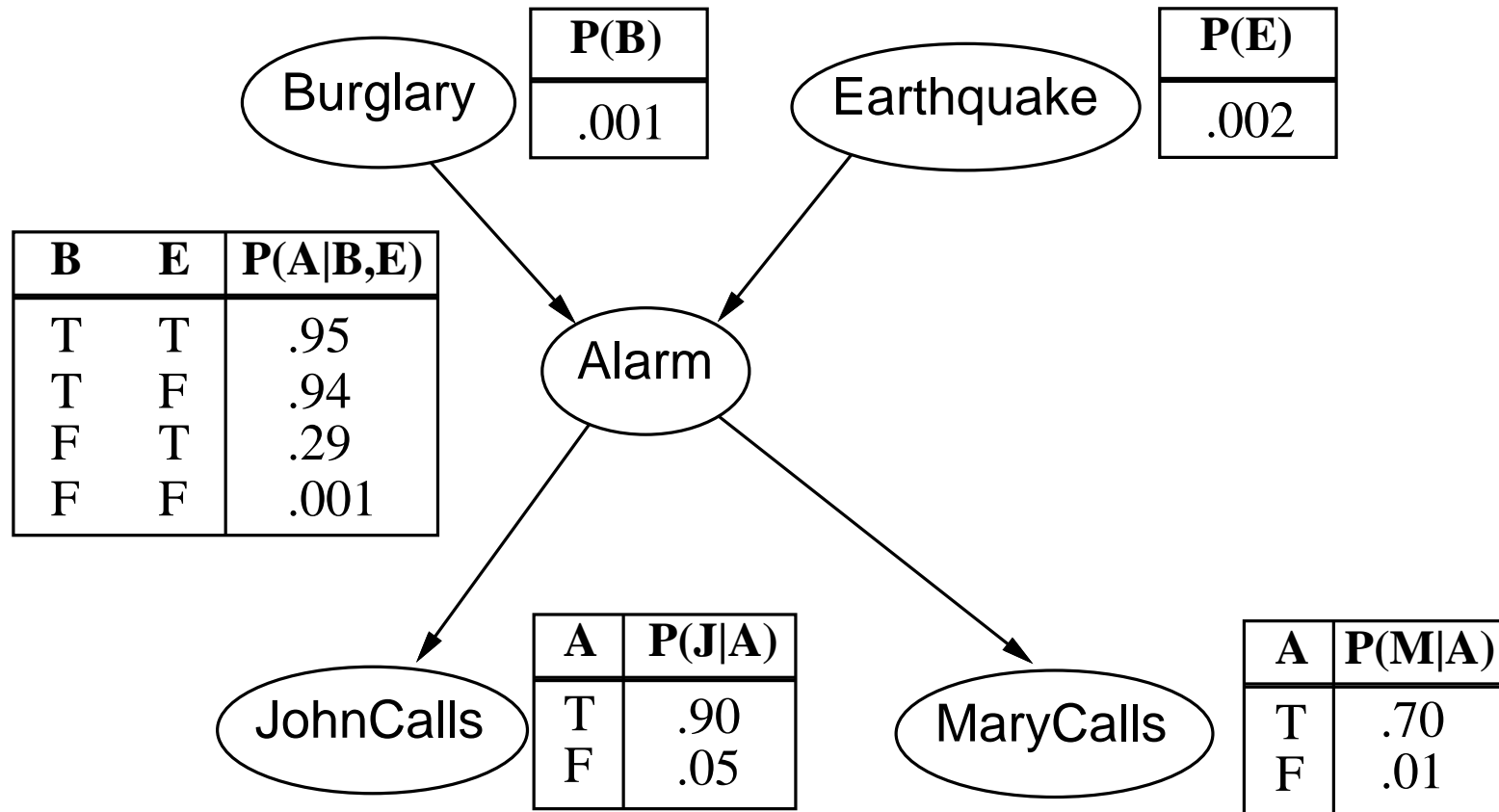
I'm at work, neighbor John calls to say my alarm is ringing, but neighbor Mary doesn't call. Sometimes it's set off by minor earthquakes. Is there a burglar?

Variables: *Burglar*, *Earthquake*, *Alarm*, *JohnCalls*, *MaryCalls*

Network topology reflects "causal" knowledge:

- A burglar can set the alarm off
- An earthquake can set the alarm off
- The alarm can cause Mary to call
- The alarm can cause John to call

## Example contd.



## Compactness

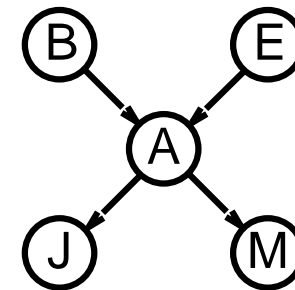
A CPT for Boolean  $X_i$  with  $k$  Boolean parents has  $2^k$  rows for the combinations of parent values

Each row requires one number  $p$  for  $X_i = \text{true}$  (the number for  $X_i = \text{false}$  is just  $1 - p$ )

If each variable has no more than  $k$  parents, the complete network requires  $O(n \cdot 2^k)$  numbers

I.e., grows linearly with  $n$ , vs.  $O(2^n)$  for the full joint distribution

For burglary net,  $1 + 1 + 4 + 2 + 2 = 10$  numbers (vs.  $2^5 - 1 = 31$ )



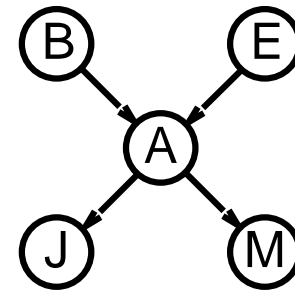
## Global semantics

Global semantics defines the full joint distribution as the product of the local conditional distributions:

$$\mathbf{P}(X_1, \dots, X_n) = \prod_{i=1}^n \mathbf{P}(X_i | \text{Parents}(X_i))$$

e.g.,  $P(j \wedge m \wedge a \wedge \neg b \wedge \neg e)$

=





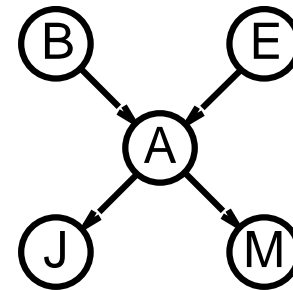
## Global semantics

“Global” semantics defines the full joint distribution as the product of the local conditional distributions:

$$\mathbf{P}(X_1, \dots, X_n) = \prod_{i=1}^n \mathbf{P}(X_i | \text{Parents}(X_i))$$

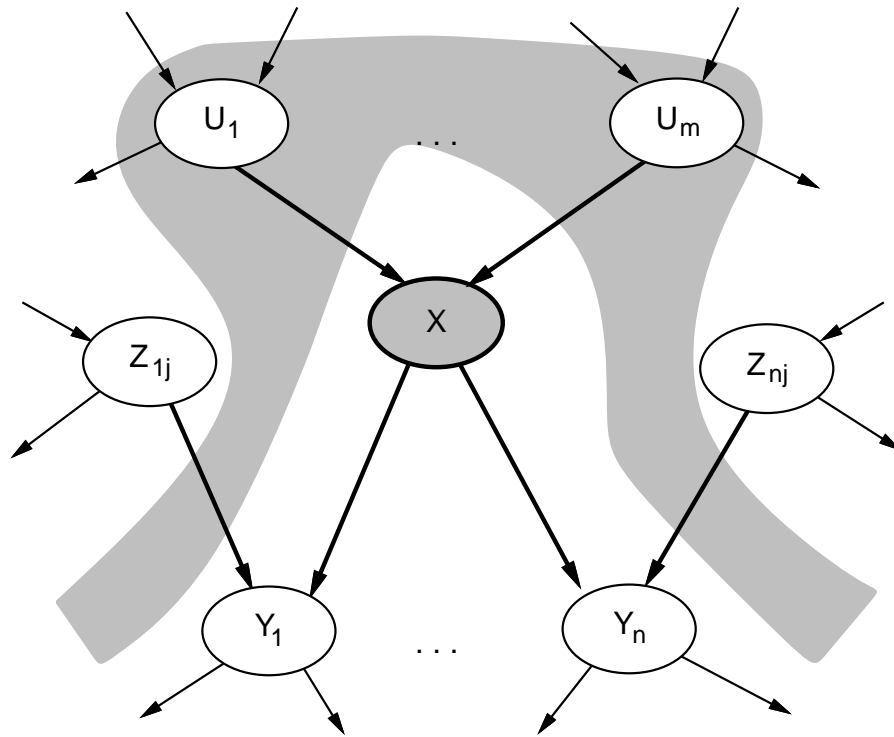
e.g.,  $P(j \wedge m \wedge a \wedge \neg b \wedge \neg e)$

$$= P(j|a)P(m|a)P(a|\neg b, \neg e)P(\neg b)P(\neg e)$$



# Local semantics

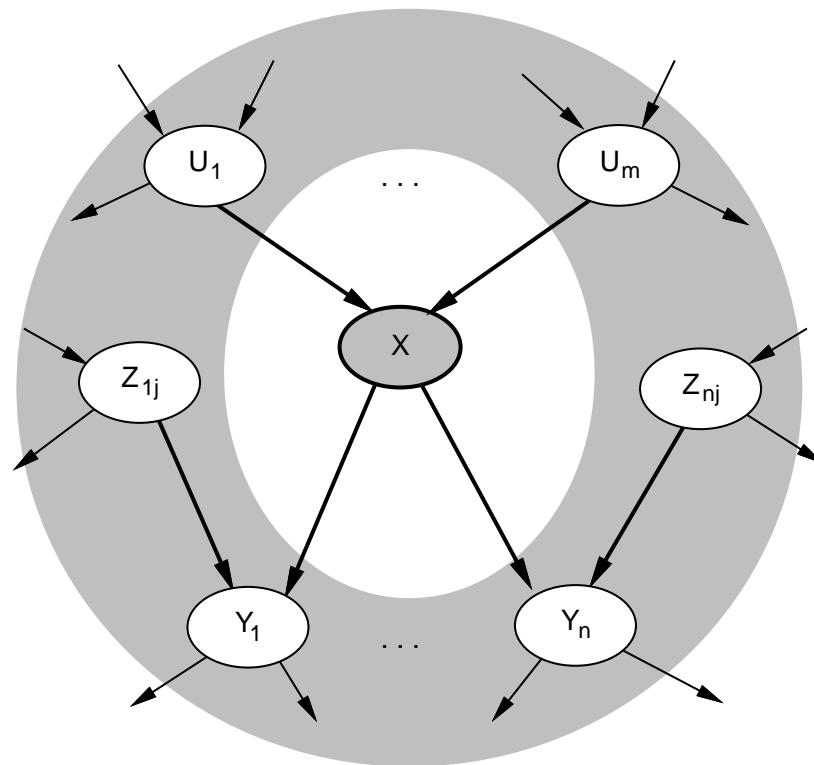
Local semantics: each node is conditionally independent of its nondescendants given its parents



Theorem: Local semantics  $\Leftrightarrow$  global semantics

# Markov blanket

Each node is conditionally independent of all others given its  
**Markov blanket**: parents + children + children's parents



# Constructing Bayesian networks

Need a method such that a series of locally testable assertions of conditional independence guarantees the required global semantics

1. Choose an ordering of variables  $X_1, \dots, X_n$
2. For  $i = 1$  to  $n$   
add  $X_i$  to the network  
select parents from  $X_1, \dots, X_{i-1}$  such that
$$\mathbf{P}(X_i | \text{Parents}(X_i)) = \mathbf{P}(X_i | X_1, \dots, X_{i-1})$$

This choice of parents guarantees the global semantics:

$$\begin{aligned} \mathbf{P}(X_1, \dots, X_n) &= \prod_{i=1}^n \mathbf{P}(X_i | X_1, \dots, X_{i-1}) \quad (\text{chain rule}) \\ &= \prod_{i=1}^n \mathbf{P}(X_i | \text{Parents}(X_i)) \quad (\text{by construction}) \end{aligned}$$

## Example

Suppose we choose the ordering  $M, J, A, B, E$

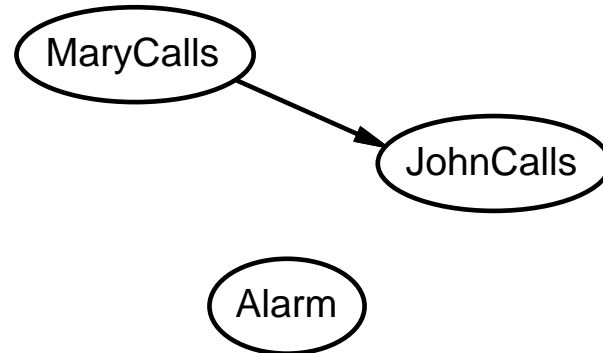
MaryCalls

JohnCalls

$$P(J|M) = P(J)?$$

## Example

Suppose we choose the ordering  $M, J, A, B, E$

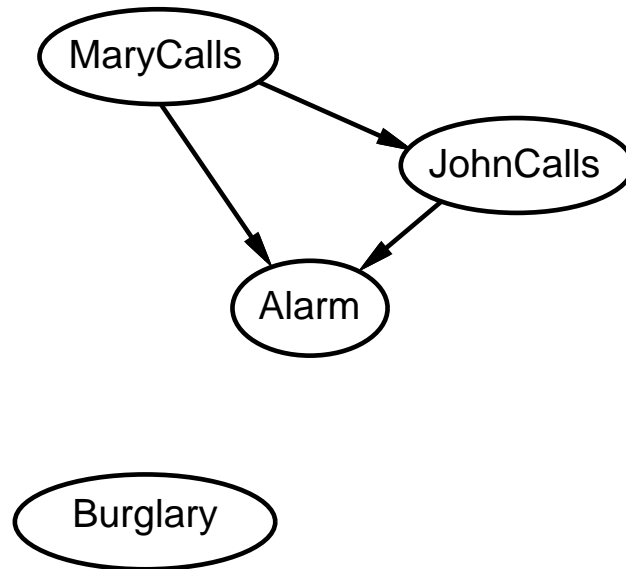


$P(J|M) = P(J)$ ? No

$P(A|J, M) = P(A|J)$ ?  $P(A|J, M) = P(A)$ ?

## Example

Suppose we choose the ordering  $M, J, A, B, E$



$P(J|M) = P(J)$ ? No

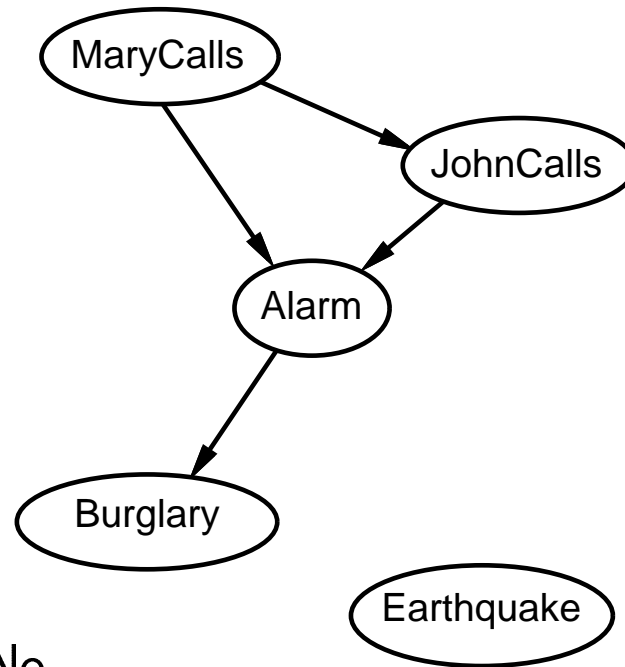
$P(A|J, M) = P(A|J)$ ?  $P(A|J, M) = P(A)$ ? No

$P(B|A, J, M) = P(B|A)$ ?

$P(B|A, J, M) = P(B)$ ?

## Example

Suppose we choose the ordering  $M, J, A, B, E$



$P(J|M) = P(J)$ ? No

$P(A|J, M) = P(A|J)$ ?  $P(A|J, M) = P(A)$ ? No

$P(B|A, J, M) = P(B|A)$ ? Yes

$P(B|A, J, M) = P(B)$ ? No

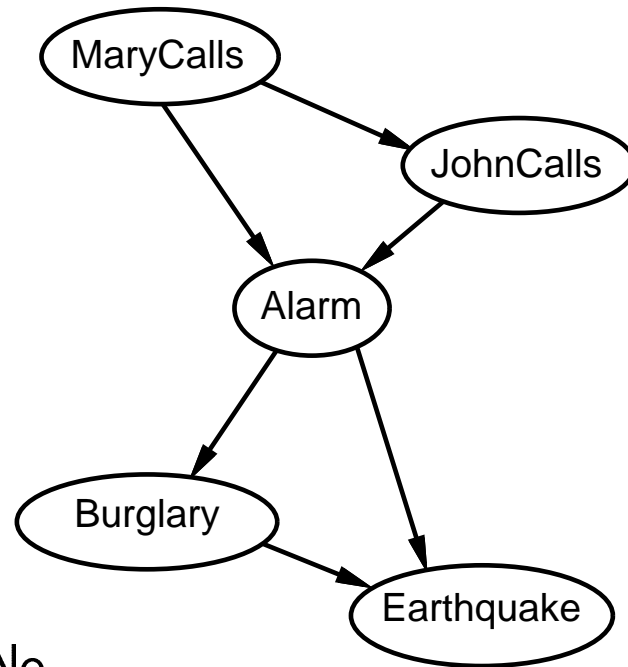
$P(E|B, A, J, M) = P(E|A)$ ?

$P(E|B, A, J, M) = P(E|A, B)$ ?



## Example

Suppose we choose the ordering  $M, J, A, B, E$



$P(J|M) = P(J)$ ? No

$P(A|J, M) = P(A|J)$ ?  $P(A|J, M) = P(A)$ ? No

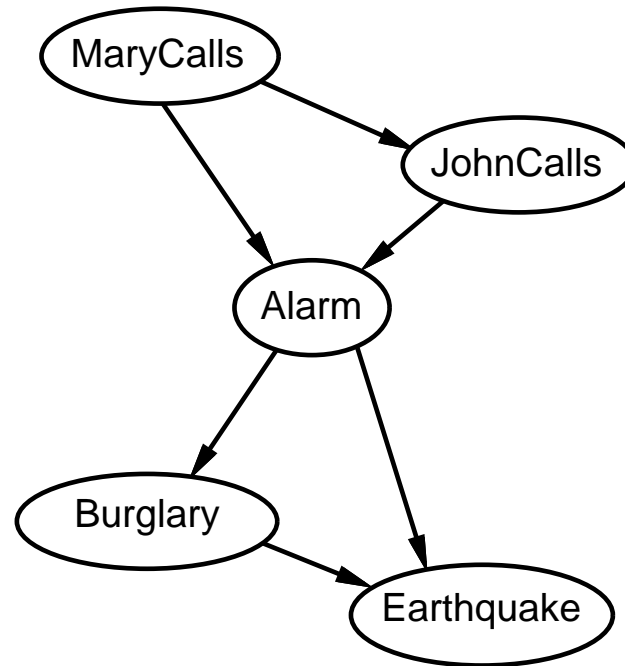
$P(B|A, J, M) = P(B|A)$ ? Yes

$P(B|A, J, M) = P(B)$ ? No

$P(E|B, A, J, M) = P(E|A)$ ? No

$P(E|B, A, J, M) = P(E|A, B)$ ? Yes

## Example contd.



Deciding conditional independence is hard in noncausal directions

(Causal models and conditional independence seem hardwired for humans!)

Assessing conditional probabilities is hard in noncausal directions

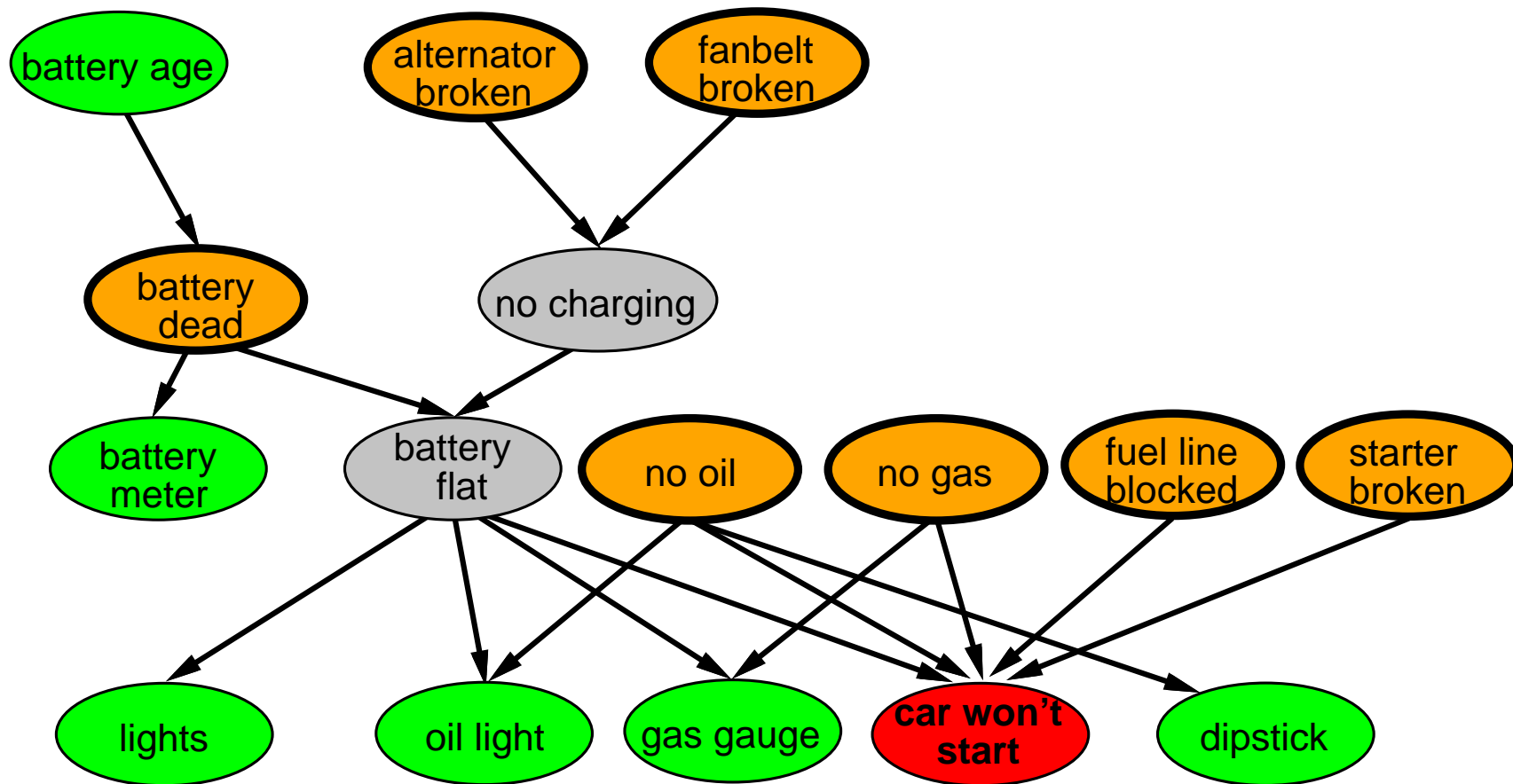
Network is less compact:  $1 + 2 + 4 + 2 + 4 = 13$  numbers needed

# Example: Car diagnosis

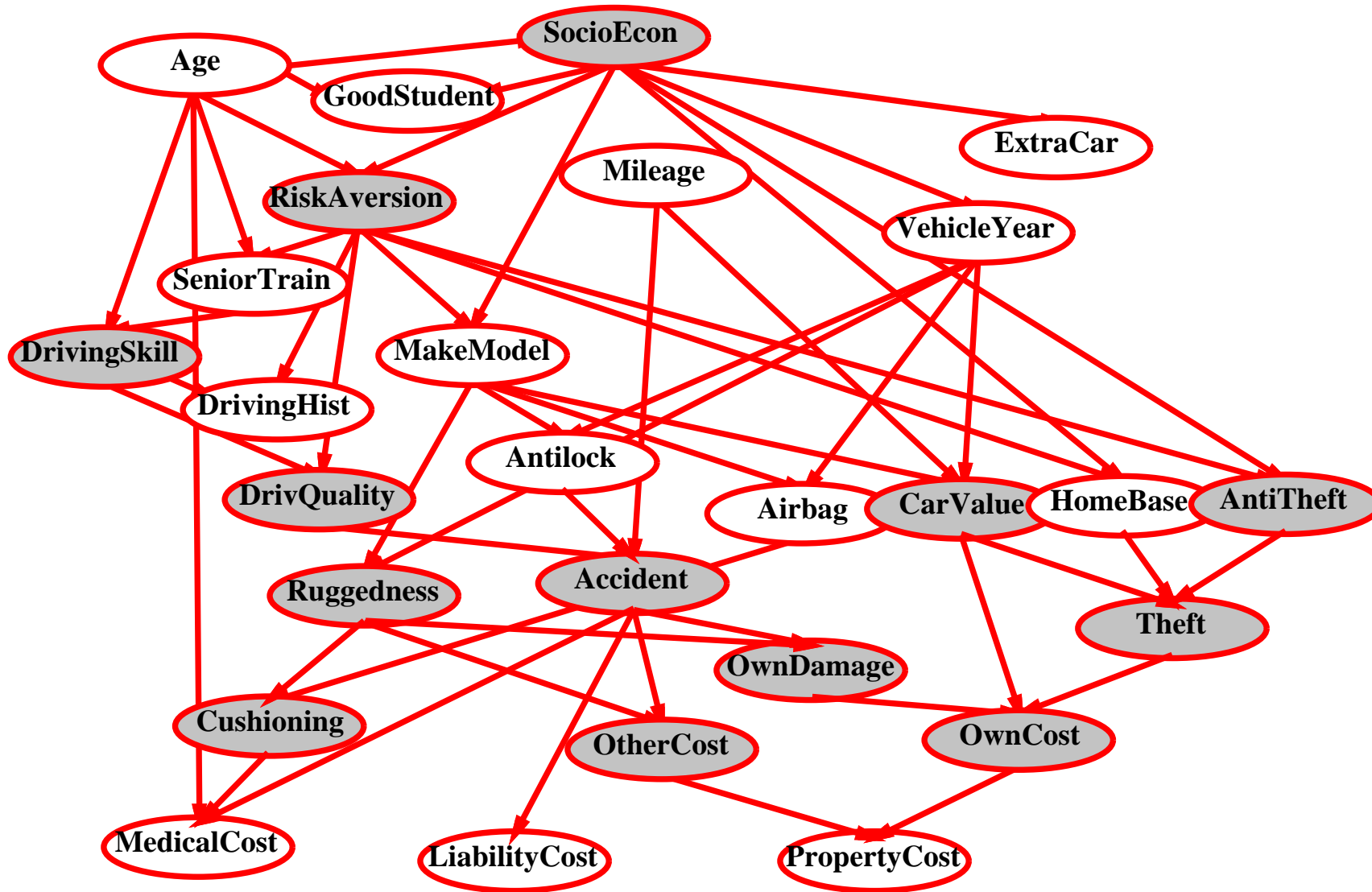
Initial evidence: car won't start

Testable variables (green), "broken, so fix it" variables (orange)

Hidden variables (gray) ensure sparse structure, reduce parameters



# Example: Car insurance



## Compact conditional distributions

CPT grows exponentially with no. of parents

CPT becomes infinite with continuous-valued parent or child

Solution: **canonical** distributions that are defined compactly

**Deterministic** nodes are the simplest case:

$$X = f(\text{Parents}(X)) \text{ for some function } f$$

E.g., Boolean functions

$$\text{NorthAmerican} \Leftrightarrow \text{Canadian} \vee \text{US} \vee \text{Mexican}$$

E.g., numerical relationships among continuous variables

$$\frac{\partial \text{Level}}{\partial t} = \text{inflow} + \text{precipitation} - \text{outflow} - \text{evaporation}$$

## Compact conditional distributions contd.

Noisy-OR distributions model multiple noninteracting causes

- 1) Parents  $U_1 \dots U_k$  include all causes (can add **leak node**)
- 2) Independent failure probability  $q_i$  for each cause alone

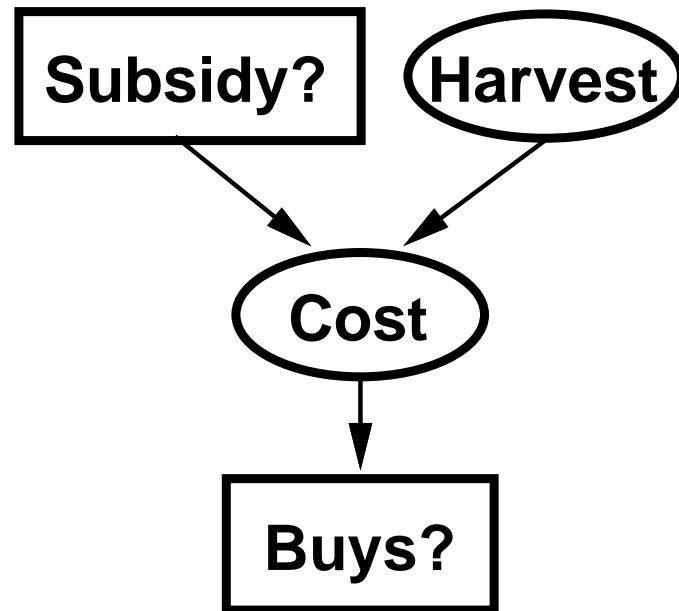
$$\Rightarrow P(X|U_1 \dots U_j, \neg U_{j+1} \dots \neg U_k) = 1 - \prod_{i=1}^j q_i$$

<i>Cold</i>	<i>Flu</i>	<i>Malaria</i>	$P(\text{Fever})$	$P(\neg \text{Fever})$
F	F	F	<b>0.0</b>	1.0
F	F	T	0.9	<b>0.1</b>
F	T	F	0.8	<b>0.2</b>
F	T	T	0.98	$0.02 = 0.2 \times 0.1$
T	F	F	0.4	<b>0.6</b>
T	F	T	0.94	$0.06 = 0.6 \times 0.1$
T	T	F	0.88	$0.12 = 0.6 \times 0.2$
T	T	T	0.988	$0.012 = 0.6 \times 0.2 \times 0.1$

Number of parameters **linear** in number of parents

## Hybrid (discrete+continuous) networks

Discrete (*Subsidy?* and *Buys?*); continuous (*Harvest* and *Cost*)



Option 1: discretization—possibly large errors, large CPTs

Option 2: finitely parameterized canonical families

- 1) Continuous variable, discrete+continuous parents (e.g., *Cost*)
- 2) Discrete variable, continuous parents (e.g., *Buys?*)

## Continuous child variables

Need one **conditional density** function for child variable given continuous parents, for each possible assignment to discrete parents

Most common is the **linear Gaussian** model, e.g.,:

$$\begin{aligned} P(\text{Cost} = c | \text{Harvest} = h, \text{Subsidy?} = \text{true}) \\ &= N(a_t h + b_t, \sigma_t)(c) \\ &= \frac{1}{\sigma_t \sqrt{2\pi}} \exp\left(-\frac{1}{2} \left(\frac{c - (a_t h + b_t)}{\sigma_t}\right)^2\right) \end{aligned}$$

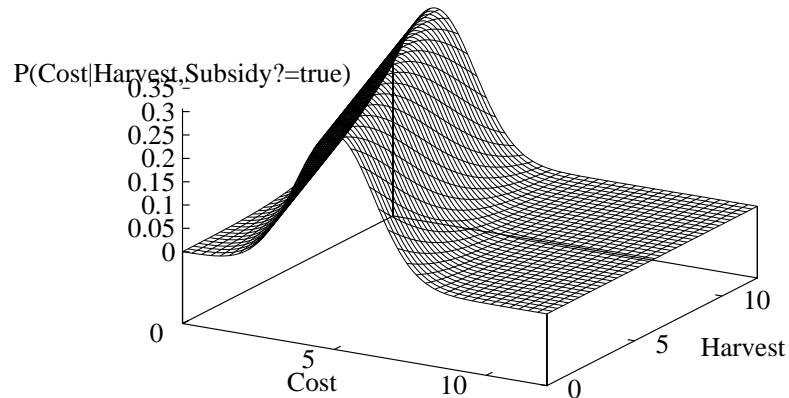
Mean *Cost* varies linearly with *Harvest*, variance is fixed

Linear variation is unreasonable over the full range

but works OK if the **likely** range of *Harvest* is narrow



# Continuous child variables



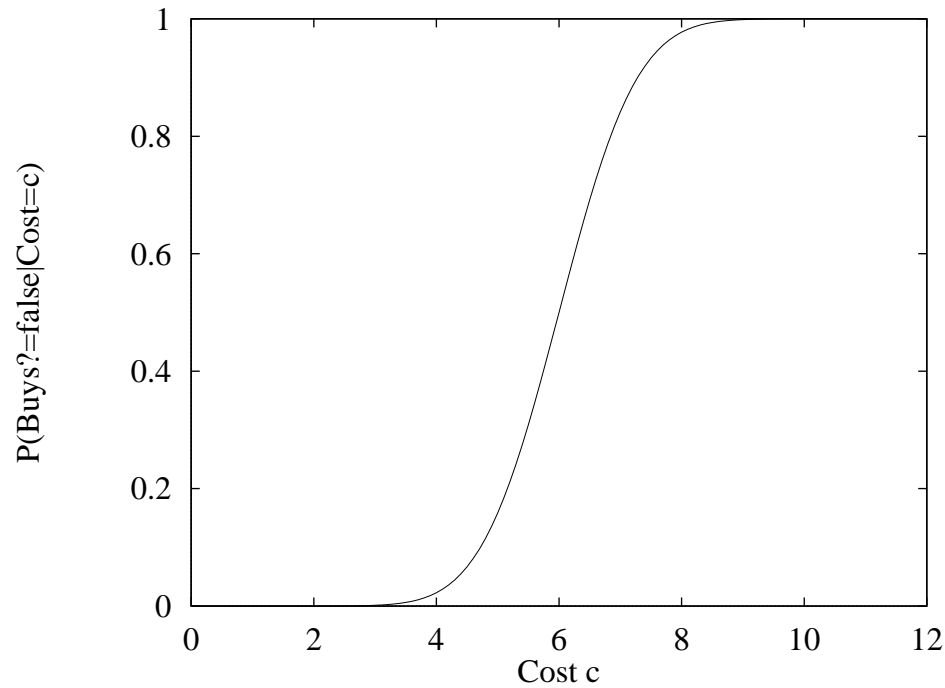
All-continuous network with LG distributions

⇒ full joint distribution is a multivariate Gaussian

Discrete+continuous LG network is a **conditional Gaussian** network i.e., a multivariate Gaussian over all continuous variables for each combination of discrete variable values

## Discrete variable w/ continuous parents

Probability of *Buys?* given *Cost* should be a “soft” threshold:



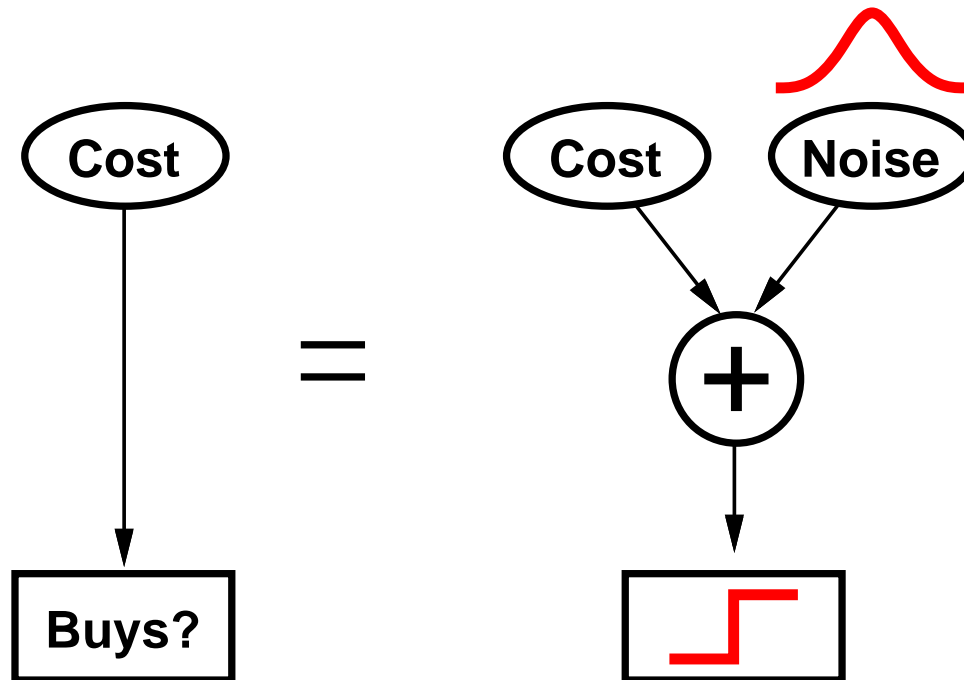
Probit distribution uses integral of Gaussian:

$$\Phi(x) = \int_{-\infty}^x N(0, 1)(x)dx$$

$$P(\text{Buys?} = \text{true} \mid \text{Cost} = c) = \Phi((-c + \mu)/\sigma)$$

# Why the probit?

1. It's sort of the right shape
2. Can view as hard threshold whose location is subject to noise

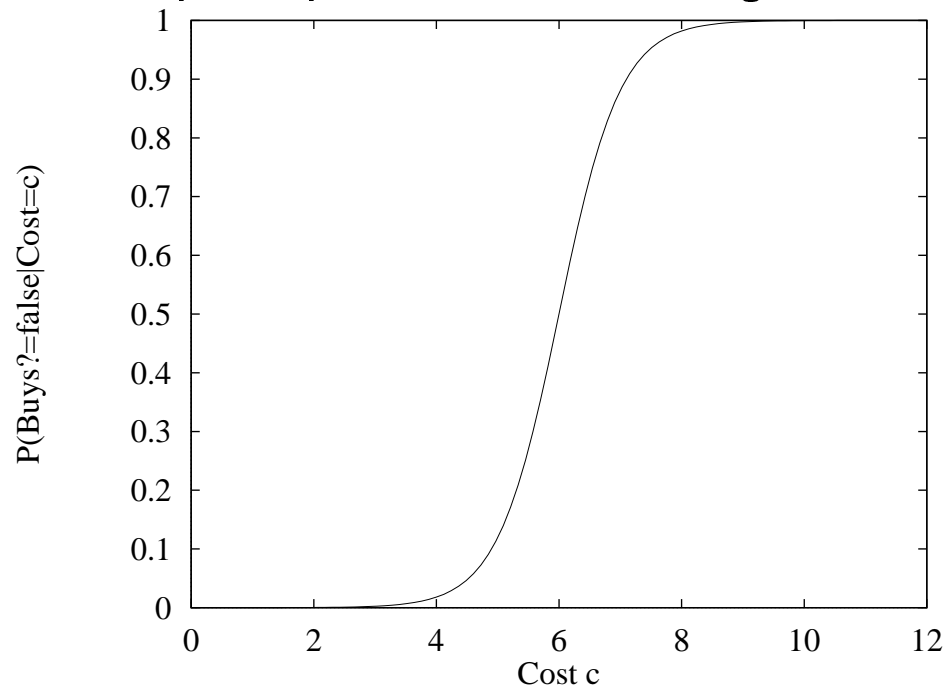


## Discrete variable contd.

Sigmoid (or logit) distribution also used in neural networks:

$$P(\text{Buys?} = \text{true} \mid \text{Cost} = c) = \frac{1}{1 + \exp\left(-2\frac{-c+\mu}{\sigma}\right)}$$

Sigmoid has similar shape to probit but much longer tails:



## Summary

Bayes nets provide a natural representation for (causally induced) conditional independence

Topology + CPTs = compact representation of joint distribution

Generally easy for (non)experts to construct

Canonical distributions (e.g., noisy-OR) = compact representation of CPTs

Continuous variables  $\Rightarrow$  parameterized distributions (e.g., linear Gaussian)