


Section 6: Mininet II

CSE 461 Computer Networks

Using Wireshark with the Mininet VM (Demo at the end)

- In host (your physical computer/CSE VDI machine):
 - Install X Window Server: XQuartz (macOS host) / Xming or VcXsrv (Windows host)
 - For macOS, you *might* need this near the top of your `~/.ssh/config` (try if it doesn't work w/o it):

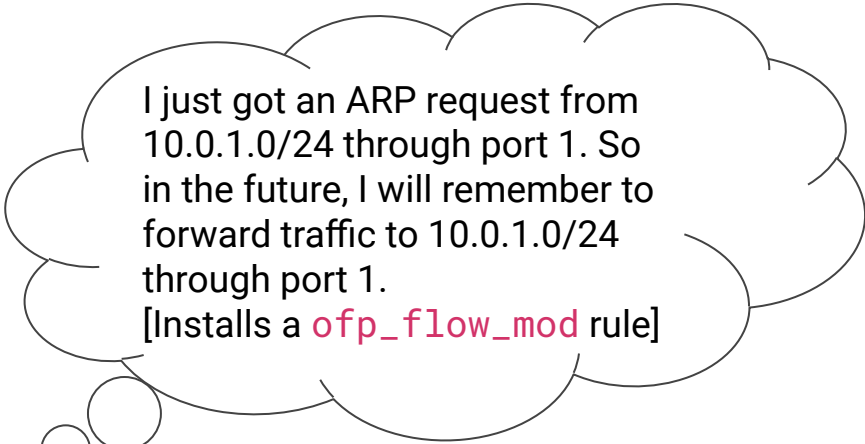
```
Host *  
    XAuthLocation /usr/X11/bin/xauth
```
 - In VM (Vagrant/VMware/EC2 instance): [`ssh -X` into your VM if not using vagrant]
 - Install Wireshark: `sudo apt install wireshark`
 - Launch your controller (another terminal): `sudo ~/pox/pox.py misc.part3controller`
 - Magic command req'd for Vagrant: `sudo xauth add $(xauth list $DISPLAY)`
 - Launch Wireshark as root: `sudo wireshark &`
 - You should be able to see the `ethX` interfaces for your switches
- 

Alternatively...

- If Wireshark doesn't work for you, you can also simply dump packet content in `_handle_PacketIn` by printing out `packet.dump()` (I did that when I took the class and it was good enough, although Wireshark somehow looks cooler.)



Part 4 - h10 ping h20

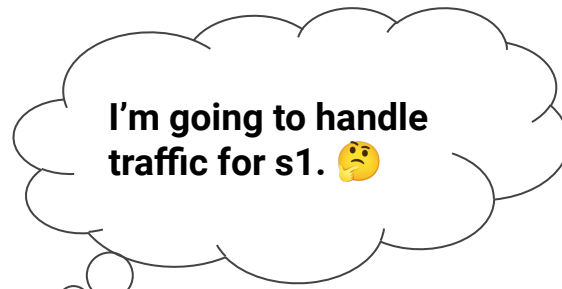


I just got an ARP request from 10.0.1.0/24 through port 1. So in the future, I will remember to forward traffic to 10.0.1.0/24 through port 1.

[Installs a `ofp_flow_mod` rule]

```
[h10@10.0.1.10/24]--{s1}--\  
[h20@10.0.2.20/24]--{s2}--{cores21}--{dcs31}--[serv1@10.0.4.10/24]  
[h30@10.0.3.30/24]--{s3}--/  
|  
[hnotrust1@172.16.10.100/24]
```


Part 4 - h10 ping h20




```
[h10@10.0.1.10/24]--{s1}--\  
[h20@10.0.2.20/24]--{s2}--{cores21}--{dcs31}--[serv1@10.0.4.10/24]  
[h30@10.0.3.30/24]--{s3}--/  
|  
[hnotrust1@172.16.10.100/24]
```

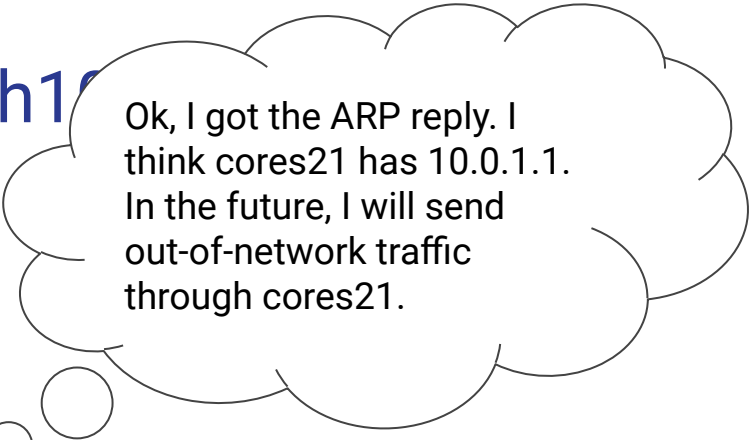
Part 4 - h10 ping h20

10.0.1.1 is at
de:ad:be:ef:ca:fe (I just
made that up, but I
replied so that's me
👉).

```
[h10@10.0.1.10/24]--{s1}--\  
[h20@10.0.2.20/24]--{s2}--{cores21}--{dcs31}--[serv1@10.0.4.10/24]  
[h30@10.0.3.30/24]--{s3}--/  
|  
|  
[hnotrust1@172.16.10.100/24]
```



Part 4 - h10



Ok, I got the ARP reply. I think cores21 has 10.0.1.1. In the future, I will send out-of-network traffic through cores21.

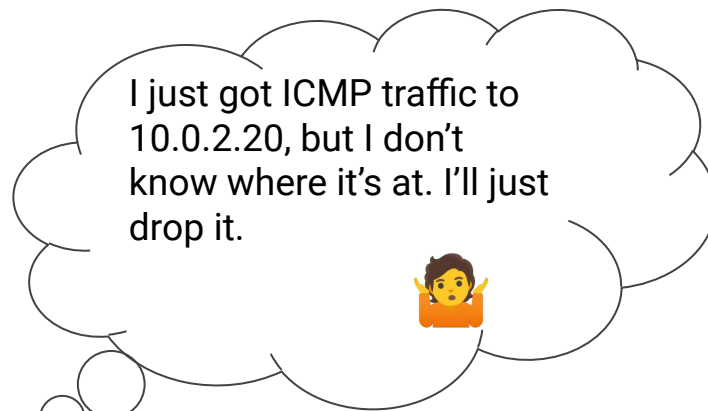
[h10@10.0.1.10/24]--{s1}--\

[h20@10.0.2.20/24]--{s2}--{cores21}--{dcs31}--[serv1@10.0.4.10/24]

[h30@10.0.3.30/24]--{s3}--/

|
|
[hnotrust1@172.16.10.100/24]

Part 4 - h10 ping h20



```
[h10@10.0.1.10/24]--{s1}--\  
[h20@10.0.2.20/24]--{s2}--{cores21}--{dcs31}--[serv1@10.0.4.10/24]  
[h30@10.0.3.30/24]--{s3}--/  
|  
[hnotrust1@172.16.10.100/24]
```

Part 4 - h10 n... h...



okay.
[times out]

```
[h10@10.0.1.10/24]--{s1}--\
```

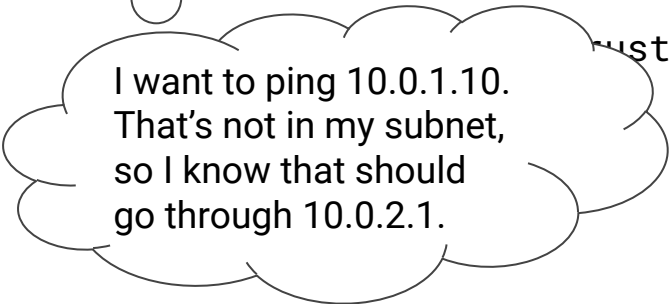
```
[h20@10.0.2.20/24]--{s2}--{cores21}--{dcs31}--[serv1@10.0.4.10/24]
```

```
[h30@10.0.3.30/24]--{s3}--/
```

```
|  
|  
[hnotrust1@172.16.10.100/24]
```

Part 4 - h20 ping h10

```
[h10@10.0.1.10/24]--{s1}--\  
[h20@10.0.2.20/24]--{s2}--{cores21}--{dcs31}--[serv1@10.0.4.10/24]  
[h30@10.0.3.30/24]--{s3}--/      |  
                                   |  
                                   +---[rust1@172.16.10.100/24]
```



I want to ping 10.0.1.10.
That's not in my subnet,
so I know that should
go through 10.0.2.1.

Part 4 - h20 ping h10

```
[h10@10.0.1.10/24]--{s1}--\  
[h20@10.0.2.20/24]--{s2}--{cores21}--{dcs31}--[serv1@10.0.4.10/24]  
[h30@10.0.3.30/24]--{s3}--/ |  
                               |  
                               [hnotrust1@172.16.10.100/24]
```

ARP REQUEST:
Who is 10.0.2.1?
Tell 10.0.2.20

Part 4 - h20 ping h10

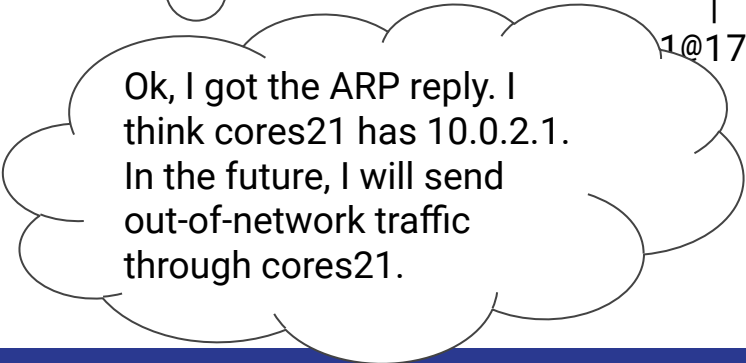
I just got an ARP request from 10.0.2.20/24 through port 2. So in the future, I will remember to forward traffic to 10.0.2.20/24 through port 2.

[Installs a `ofp_flow_mod` rule]

```
[h10@10.0.1.10/24]--{s1}--\  
[h20@10.0.2.20/24]--{s2}--{cores21}--{dcs31}--[serv1@10.0.4.10/24]  
[h30@10.0.3.30/24]--{s3}--/  
|  
[hnotrust1@172.16.10.100/24]
```


Part 4 - h20 ping h10

```
[h10@10.0.1.10/24]--{s1}--\  
[h20@10.0.2.20/24]--{s2}--{cores21}--{dcs31}--[serv1@10.0.4.10/24]  
[h30@10.0.3.30/24]--{s3}--/ |  
                               |  
                               1@172.16.10.100/24]
```



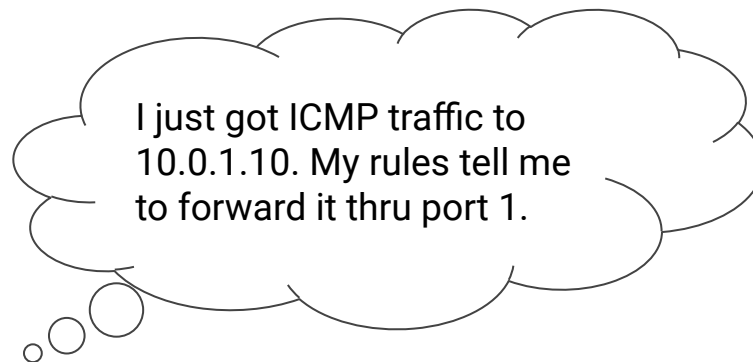
Ok, I got the ARP reply. I think cores21 has 10.0.2.1. In the future, I will send out-of-network traffic through cores21.

Part 4 - h20 ping h10

```
[h10@10.0.1.10/24]--{s1}--\  
[h20@10.0.2.20/24]--{s2}--{cores21}--{dcs31}--[serv1@10.0.4.10/24]  
[h30@10.0.3.30/24]--{s3}--/ |  
                               |  
                               | hnotrust1@172.16.10.100/24]
```

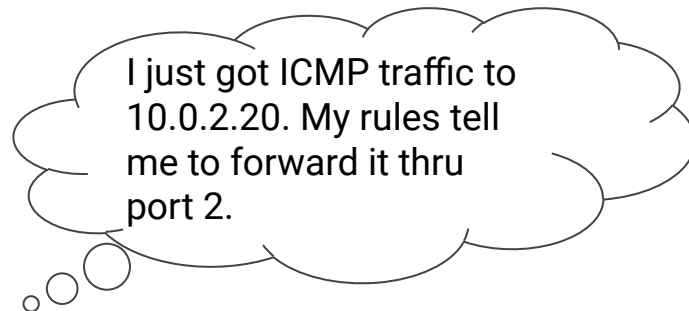
Ping 10.0.1.10

Part 4 - h20 ping h10



```
[h10@10.0.1.10/24]--{s1}--\  
[h20@10.0.2.20/24]--{s2}--{cores21}--{dcs31}--[serv1@10.0.4.10/24]  
[h30@10.0.3.30/24]--{s3}--/  
|  
[hnotrust1@172.16.10.100/24]
```


Part 4 - h20 ping h10



```
[h10@10.0.1.10/24]--{s1}--\  
[h20@10.0.2.20/24]--{s2}--{cores21}--{dcs31}--[serv1@10.0.4.10/24]  
[h30@10.0.3.30/24]--{s3}--/  
|  
[hnotrust1@172.16.10.100/24]
```

Part 4 - h20 ping h10

```
[h10@10.0.1.10/24]--{s1}--\  
[h20@10.0.2.20/24]--{s2}--{cores21}--{dcs31}--[serv1@10.0.4.10/24]  
[h30@10.0.3.30/24]--{s3}--/ |  
                                |  
                                trust1@172.16.10.100/24]
```



Part 4 Summary

- `cores21` will respond to all ARP **requests**, claiming to be every sX, so it can forward all the IP/ICMP traffic.
- Once `cores21` knows where each host is, it will install a rule to forward IP traffic to that host through that port. (But **don't install duplicate rules**, b/c we don't want the rule table to grow with pings.)
- Therefore, pings to a host will always fail until `cores21` hears from that host.
- What will the output of `pingall` look like? What if we run `pingall` again?



Q&A, Extra OH

