Affine transformations

Zoran Popovic
CSE 457

Reading

Optional reading:

- Angel and Shreiner: 3.1, 3.7-3.11
- Marschner and Shirley: 2.3, 2.4.1-2.4.4, 6.1.1-6.1.4, 6.2.1, 6.3

Further reading:

- Angel, the rest of Chapter 3
- Foley, et al, Chapter 5.1-5.5.
- David F. Rogers and J. Alan Adams, *Mathematical Elements for Computer Graphics*, 2nd Ed., McGraw-Hill, New York, 1990, Chapter 2.

Geometric transformations

Geometric transformations will map points in one space to points in another: $(x', y', z') = \boldsymbol{f}(x, y, z)$.

These transformations can be very simple, such as scaling each coordinate, or complex, such as non-linear twists and bends.

We'll focus on transformations that can be represented easily with matrix operations.

Vector representation

We can represent a **point**, $\mathbf{p} = (x, y)$, in the plane or $\mathbf{p} = (x, y, z)$ in 3D space:

- as column vectors $\begin{bmatrix} x \\ y \end{bmatrix} \begin{bmatrix} x \\ y \\ z \end{bmatrix}$

- as row vectors $\begin{bmatrix} x & y \end{bmatrix}$ $\begin{bmatrix} x & y & z \end{bmatrix}$

Canonical axes

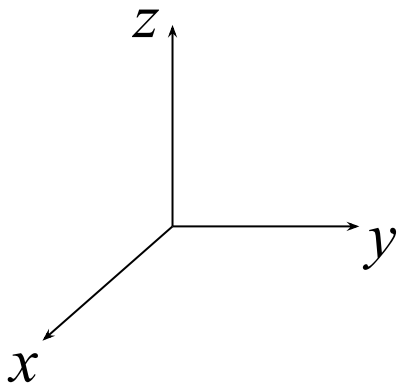

Vector length and dot products

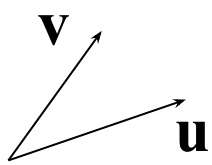

Vector cross products

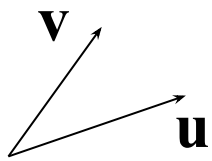

Representation, cont.

We can represent a **2-D transformation** M by a matrix

$$\begin{bmatrix} a & b \\ c & d \end{bmatrix}$$

If **p** is a column vector, M goes on the left:

$$\mathbf{p'} = M\mathbf{p}$$

$$\begin{bmatrix} x' \\ y' \end{bmatrix} = \begin{bmatrix} a & b \\ c & d \end{bmatrix} \begin{bmatrix} x \\ y \end{bmatrix}$$

If **p** is a row vector, M^{T} goes on the right:

$$\mathbf{p'} = \mathbf{p}M^T$$

$$\begin{bmatrix} x' & y' \end{bmatrix} = \begin{bmatrix} x & y \end{bmatrix} \begin{bmatrix} a & c \\ b & d \end{bmatrix}$$

We will use **column vectors**.

Two-dimensional transformations

Here's all you get with a 2 x 2 transformation matrix M :

$$\begin{bmatrix} x' \\ y' \end{bmatrix} = \begin{bmatrix} a & b \\ c & d \end{bmatrix} \begin{bmatrix} x \\ y \end{bmatrix}$$

So:

$$x' = ax + by$$
$$y' = cx + dy$$

We will develop some intimacy with the elements a, b, c, d...

Identity

Suppose we choose $a = d = 1$, $b = c = 0$:

- Gives the **identity** matrix:

$$\begin{bmatrix} 1 & 0 \\ 0 & 1 \end{bmatrix}$$

- Doesn't move the points at all

Scaling

Suppose we set $b = c = 0$, but let a and d take on any *positive* value:

- Gives a **scaling** matrix:

$$\begin{bmatrix} a & 0 \\ 0 & d \end{bmatrix}$$

- Provides **differential (non-uniform) scaling** in x and y:

$$x' = ax$$

$$y' = dy$$

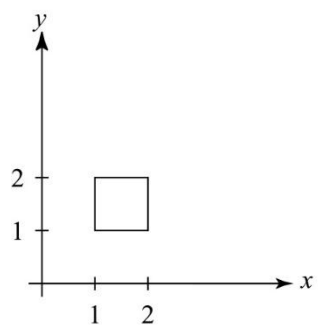

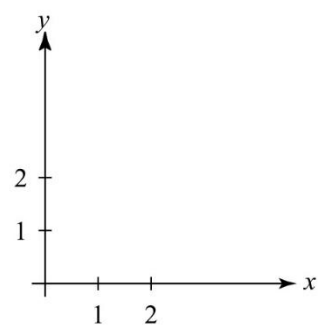

$$\begin{bmatrix} 2 & 0 \\ 0 & 2 \end{bmatrix}$$

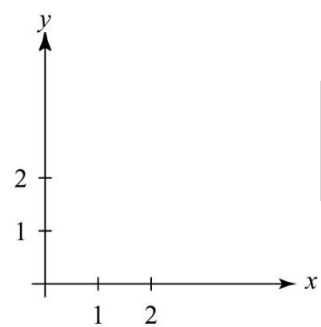

$$\begin{bmatrix} 1/2 & 0 \\ 0 & 2 \end{bmatrix}$$

Suppose we keep $b = c = 0$, but let either a or d go negative.

Examples:

$$\begin{bmatrix} -1 & 0 \\ 0 & 1 \end{bmatrix} \qquad \begin{bmatrix} 1 & 0 \\ 0 & -1 \end{bmatrix}$$

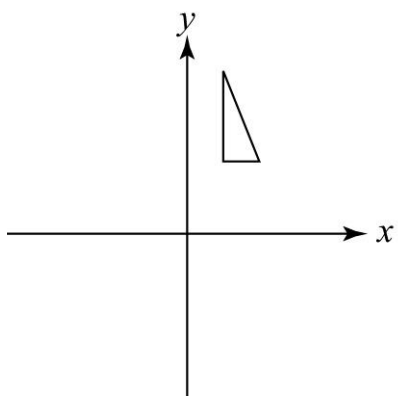

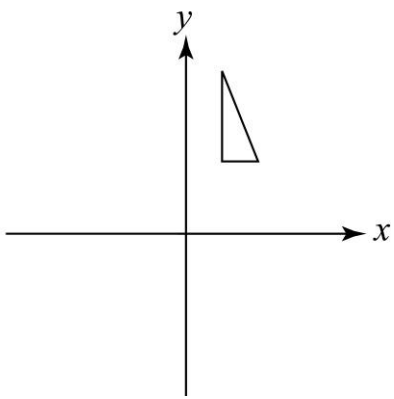

Now let's leave $a = d = 1$ and experiment with b . . .

The matrix $\begin{bmatrix} 1 & b \\ 0 & 1 \end{bmatrix}$

gives:

$$x' = x + by$$
$$y' = y$$

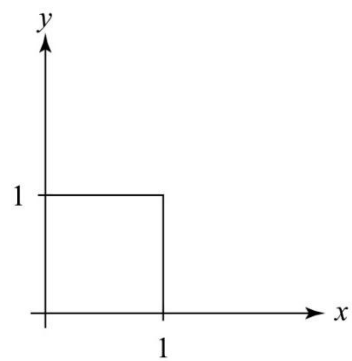

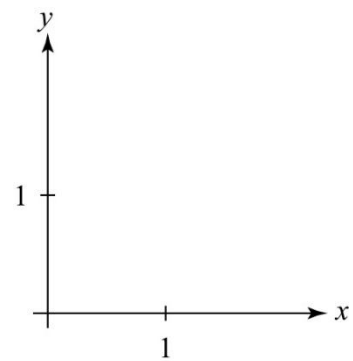

$$\begin{bmatrix} 1 & 1 \\ 0 & 1 \end{bmatrix}$$

Effect on unit square

Let's see how a general 2 x 2 transformation M affects the unit square:

$$\begin{bmatrix} a & b \\ c & d \end{bmatrix} \begin{bmatrix} \mathbf{q} & \mathbf{r} & \mathbf{s} & \mathbf{t} \end{bmatrix} = \begin{bmatrix} \mathbf{q'} & \mathbf{r'} & \mathbf{s'} & \mathbf{t'} \end{bmatrix}$$

$$\begin{bmatrix} a & b \\ c & d \end{bmatrix} \begin{bmatrix} 0 & 1 & 1 & 0 \\ 0 & 0 & 1 & 1 \end{bmatrix} = \begin{bmatrix} 0 & a & a+b & b \\ 0 & c & c+d & d \end{bmatrix}$$

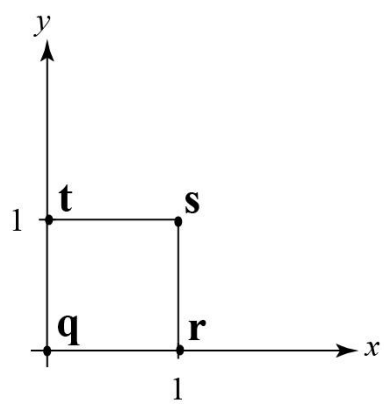

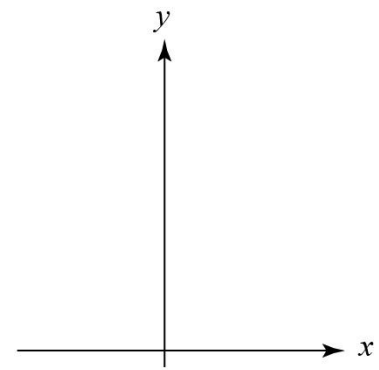

Effect on unit square, cont.

Observe:

- Origin invariant under M
- M can be determined just by knowing how the corners $(1,0)$ and $(0,1)$ are mapped
- a and d give x- and y-scaling
- b and c give x- and y-shearing

Rotation

From our observations of the effect on the unit square, it should be easy to write down a matrix for “rotation about the origin”:

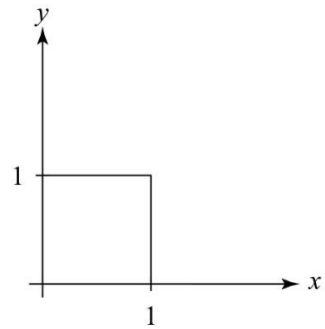

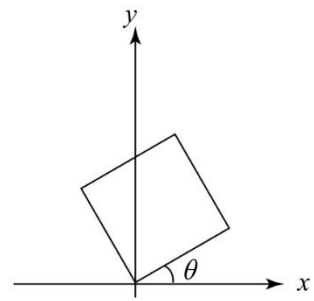

$$\begin{bmatrix} 1 \\ 0 \end{bmatrix} \rightarrow$$

$$\begin{bmatrix} 0 \\ 1 \end{bmatrix} \rightarrow$$

Thus,

$$M = R(\theta) = \Big[$$

Limitations of the 2 x 2 matrix

A 2 x 2 linear transformation matrix allows

- Scaling
- Rotation
- Reflection
- Shearing

Q: What important operation does that leave out?

Affine transformations

In order to incorporate the idea that both the basis and the origin can change, we augment the linear space A with an origin t

An affine transformation then is expressed as:

$$p' = \mathbf{A}\begin{bmatrix} x \\ y \end{bmatrix} + t$$

How can we write an affine transformation with matrices?

Homogeneous coordinates

Idea is to loft the problem up into 3-space, adding a third component to every point:

$$\begin{bmatrix} x \\ y \end{bmatrix} \rightarrow \begin{bmatrix} x \\ y \\ 1 \end{bmatrix}$$

Adding the third "w" component puts us in **homogenous coordinates**.

And then transform with a 3 x 3 matrix:

$$\begin{bmatrix} x' \\ y' \\ w' \end{bmatrix} = T(\mathbf{t}) \begin{bmatrix} x \\ y \\ 1 \end{bmatrix} = \begin{bmatrix} 1 & 0 & t_x \\ 0 & 1 & t_y \\ 0 & 0 & 1 \end{bmatrix} \begin{bmatrix} x \\ y \\ 1 \end{bmatrix}$$

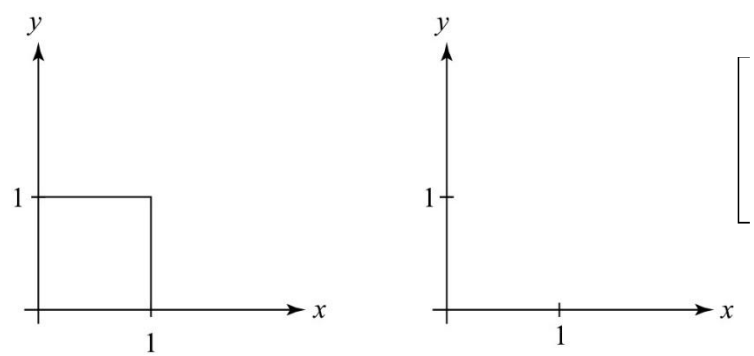

$$\begin{bmatrix} 1 & 0 & 1 \\ 0 & 1 & 1/2 \\ 0 & 0 & 1 \end{bmatrix}$$

. . . gives **translation**!

Anatomy of an affine matrix

The addition of translation to linear transformations gives us **affine transformations**.

In matrix form, 2D affine transformations always look like this:

$$M = \begin{bmatrix} a & b & t_x \\ c & d & t_y \\ 0 & 0 & 1 \end{bmatrix} = \left[\begin{array}{cc|c} \multicolumn{2}{c|}{A} & \mathbf{t} \\ \hline 0 & 0 & 1 \end{array}\right]$$

2D affine transformations always have a bottom row of $[0\ 0\ 1]$.

An "affine point" is a "linear point" with an added *w*-coordinate which is always 1:

$$\mathbf{p}_{\text{aff}} = \begin{bmatrix} \mathbf{p}_{\text{lin}} \\ 1 \end{bmatrix} = \begin{bmatrix} x \\ y \\ 1 \end{bmatrix}$$

Applying an affine transformation gives another affine point:

$$M\mathbf{p}_{\text{aff}} = \begin{bmatrix} A\mathbf{p}_{\text{lin}} + \mathbf{t} \\ 1 \end{bmatrix}$$

Rotation about arbitrary points

Until now, we have only considered rotation about the origin.

With homogeneous coordinates, you can specify a rotation by β, about any point $\mathbf{q} = [q_x \; q_y]^T$ with a matrix.

Let's do this with rotation and translation matrices of the form $\mathrm{R}(\theta)$ and $\mathrm{T}(\mathbf{t})$, respectively.

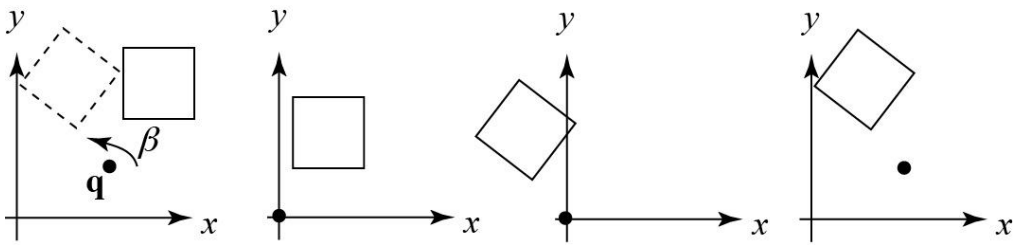

1. Translate $\mathbf{q}$ to origin
2. Rotate
3. Translate back

Points and vectors

Vectors have an additional coordinate of $w = 0$.
Thus, a change of origin has no effect on vectors.

Q: What happens if we multiply a vector by an affine matrix?

These representations reflect some of the rules of affine operations on points and vectors:

$$\text{vector} + \text{vector} \rightarrow$$
$$\text{scalar} \cdot \text{vector} \rightarrow$$
$$\text{point} - \text{point} \rightarrow$$
$$\text{point} + \text{vector} \rightarrow$$
$$\text{point} + \text{point} \rightarrow$$
$$\text{scalar} \cdot \text{vector} + \text{scalar} \cdot \text{vector} \rightarrow$$
$$\text{scalar} \cdot \text{point} + \text{scalar} \cdot \text{point} \rightarrow$$
$$\text{point} + \text{scalar} \cdot \text{vector} \rightarrow$$

One useful combination of affine operations is:

Q: What does this describe?

$$P(t) = P_o + t\mathbf{u}$$

https://tinyurl.com/cse457-q3

Basic 3-D transformations: scaling

Some of the 3-D transformations are just like the 2-D ones.

For example, <u>scaling</u>:

$$\begin{bmatrix} x' \\ y' \\ z' \\ 1 \end{bmatrix} = \begin{bmatrix} s_x & 0 & 0 & 0 \\ 0 & s_y & 0 & 0 \\ 0 & 0 & s_z & 0 \\ 0 & 0 & 0 & 1 \end{bmatrix} \begin{bmatrix} x \\ y \\ z \\ 1 \end{bmatrix}$$

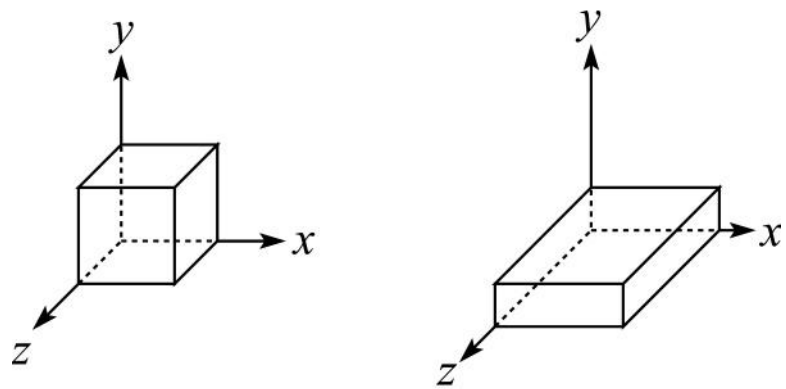

Translation in 3D

$$\begin{bmatrix} x' \\ y' \\ z' \\ 1 \end{bmatrix} = \begin{bmatrix} 1 & 0 & 0 & t_x \\ 0 & 1 & 0 & t_y \\ 0 & 0 & 1 & t_z \\ 0 & 0 & 0 & 1 \end{bmatrix} \begin{bmatrix} x \\ y \\ z \\ 1 \end{bmatrix}$$

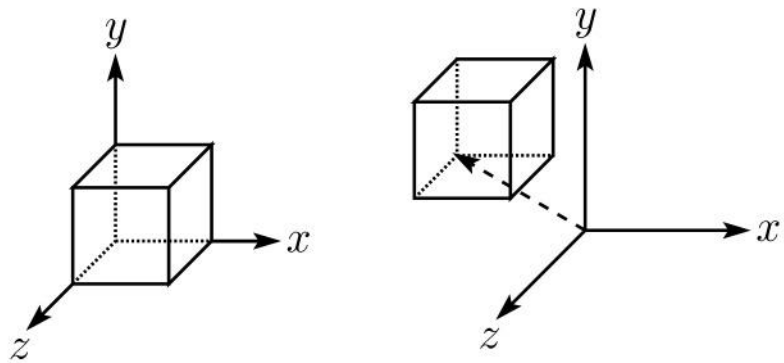

Rotation in 3D

These are the rotations about the canonical axes:

$$R_x(\alpha) = \begin{bmatrix} 1 & 0 & 0 & 0 \\ 0 & \cos\alpha & -\sin\alpha & 0 \\ 0 & \sin\alpha & \cos\alpha & 0 \\ 0 & 0 & 0 & 1 \end{bmatrix}$$

$$R_y(\beta) = \begin{bmatrix} \cos\beta & 0 & \sin\beta & 0 \\ 0 & 1 & 0 & 0 \\ -\sin\beta & 0 & \cos\beta & 0 \\ 0 & 0 & 0 & 1 \end{bmatrix}$$

$$R_z(\gamma) = \begin{bmatrix} \cos\gamma & -\sin\gamma & 0 & 0 \\ \sin\gamma & \cos\gamma & 0 & 0 \\ 0 & 0 & 1 & 0 \\ 0 & 0 & 0 & 1 \end{bmatrix}$$

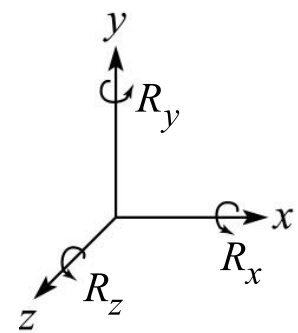

Use right hand rule

A general rotation can be specified in terms of a product of these three matrices. How else might you specify a rotation?

Shearing in 3D

Shearing is also more complicated. Here is one example:

$$\begin{bmatrix} x' \\ y' \\ z' \\ 1 \end{bmatrix} = \begin{bmatrix} 1 & b & 0 & 0 \\ 0 & 1 & 0 & 0 \\ 0 & 0 & 1 & 0 \\ 0 & 0 & 0 & 1 \end{bmatrix} \begin{bmatrix} x \\ y \\ z \\ 1 \end{bmatrix}$$

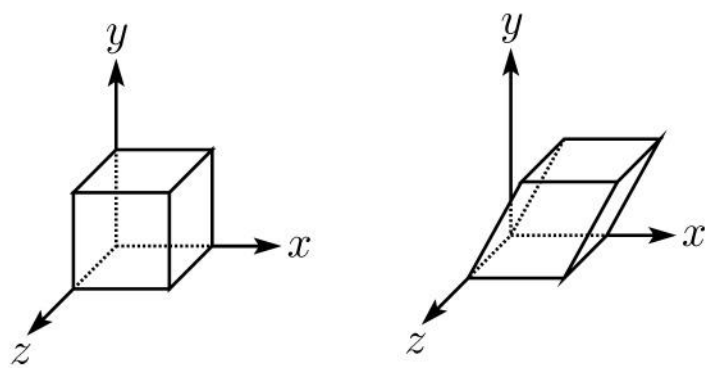

We call this a shear with respect to the x-z plane.

Properties of affine transformations

Here are some useful properties of affine transformations:

- Lines map to lines
- Parallel lines remain parallel
- Midpoints map to midpoints (in fact, ratios are always preserved)

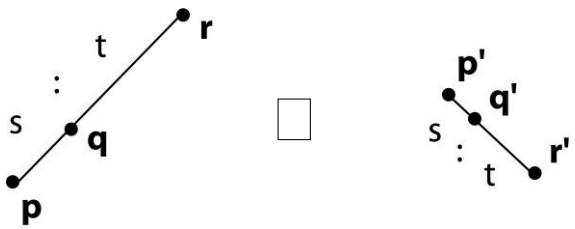

$$\text{ratio} = \frac{\|\mathbf{pq}\|}{\|\mathbf{qr}\|} = \frac{s}{t} = \frac{\|\mathbf{p'q'}\|}{\|\mathbf{q'r'}\|}$$

Summary

What to take away from this lecture:

- All the names in boldface.
- How points and transformations are represented.
- How to compute lengths, dot products, and cross products of vectors, and what their geometrical meanings are.
- What all the elements of a 2 x 2 transformation matrix do and how these generalize to 3 x 3 transformations.
- What homogeneous coordinates are and how they work for affine transformations.
- How to concatenate transformations.
- The mathematical properties of affine transformations.