

Surfaces of Revolution

Zoran Popović
CSE 457
Autumn 2019

1

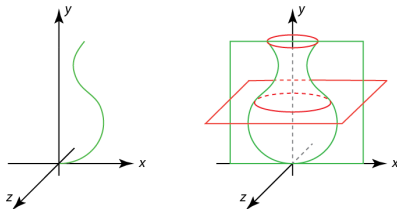
Surfaces of revolution

Idea: rotate a 2D **profile curve** around an axis.

What kinds of shapes can you model this way?

2

Constructing surfaces of revolution



Given: A curve $C(v)$ in the xy -plane:

$$C(v) = \begin{bmatrix} C_x(v) \\ C_y(v) \\ 0 \\ 1 \end{bmatrix}$$

Let $R_y(\theta)$ be a rotation about the y -axis.

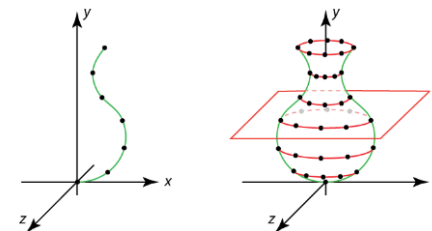
Find: A surface $S(u,v)$ which is $C(v)$ rotated about the y -axis, where $u,v \in [0, 1]$.

Solution:

3

Constructing surfaces of revolution

We can sample in u and v to get a grid of points over the surface.



Suppose we sample:

- in v , to give $C[j]$ where $j \in [0..M-1]$
- in u , to give rotation angle $\theta[i] = 2\pi i / N$ where $i \in [0..N]$

We can now write the surface as:

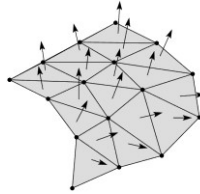
How would we turn this into a mesh of triangles?
How do we assign per-vertex normals?

4

Surface normals

Now that we describe the surface as a triangle mesh, we need to provide surface normals. As we'll see later, these normals are important for drawing and shading the surface (i.e., for "rendering").

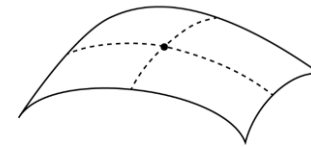
One approach is to compute the normal to each triangle. How do we compute these normals?



For surfaces of revolution, we can get better-looking results by analytically computing the normal at each vertex...

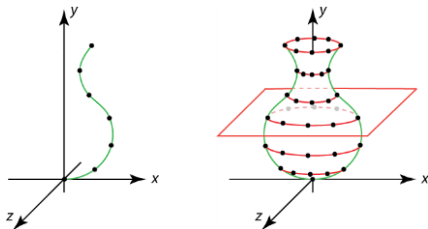
5

Tangent vectors, tangent planes, and normals



6

Normals on a surface of revolution



We can compute tangents to the curve points in the xy -plane:

$$\mathbf{T}_1[0, j] \approx$$

$$\mathbf{T}_2[0, j] =$$

to get the normal in that plane:

$$\mathbf{N}[0, j] =$$

and then rotate it around:

7

Triangle meshes

How should we generally represent triangle meshes?

8

Summary

What to take away from this lecture:

- All the names in boldface.
- How to compute a surface of revolution given a profile curve.
- How to represent a surface of revolution as a triangle mesh.
- How to compute per-vertex normals for a surface of revolution.