

Affine transformations

cse457-05-affine

1

Reading

Required:

- ♦ Angel 4.6, 4.7.1-4.7.4, 4.8-4.8.3, 4.9

Further reading:

- ♦ Angel, the rest of Chapter 4
- ♦ Foley, et al, Chapter 5.1-5.5.
- ♦ David F. Rogers and J. Alan Adams, *Mathematical Elements for Computer Graphics*, 2nd Ed., McGraw-Hill, New York, 1990, Chapter 2.

cse457-05-affine

2

Geometric transformations

Geometric transformations will map points in one space to points in another: $(x',y',z') = f(x,y,z)$.

These transformations can be very simple, such as scaling each coordinate, or complex, such as non-linear twists and bends.

We'll focus on transformations that can be represented easily with matrix operations.

We'll start in 2D...

cse457-05-affine

3

Representation

We can represent a **point**, $\mathbf{p} = (x,y)$, in the plane

- ♦ as a column vector $\begin{bmatrix} x \\ y \end{bmatrix}$
- ♦ as a row vector $\begin{bmatrix} x & y \end{bmatrix}$

cse457-05-affine

4

Representation, cont.

We can represent a **2-D transformation** M by a matrix

$$M = \begin{bmatrix} a & b \\ c & d \end{bmatrix}$$

If \mathbf{p} is a column vector, M goes on the left:

$$\mathbf{p}' = M\mathbf{p}$$
$$\begin{bmatrix} x' \\ y' \end{bmatrix} = \begin{bmatrix} a & b \\ c & d \end{bmatrix} \begin{bmatrix} x \\ y \end{bmatrix}$$

If \mathbf{p} is a row vector, M^T goes on the right:

$$\mathbf{p}' = \mathbf{p}M^T$$
$$\begin{bmatrix} x' & y' \end{bmatrix} = \begin{bmatrix} x & y \end{bmatrix} \begin{bmatrix} a & c \\ b & d \end{bmatrix}$$

We will use **column vectors**.

Two-dimensional transformations

Here's all you get with a 2 x 2 transformation matrix:

$$\begin{bmatrix} x' \\ y' \end{bmatrix} = \begin{bmatrix} a & b \\ c & d \end{bmatrix} \begin{bmatrix} x \\ y \end{bmatrix}$$

So:

$$x' = ax + by$$

$$y' = cx + dy$$

We will develop some intimacy with the elements $a, b, c, d...$

Identity

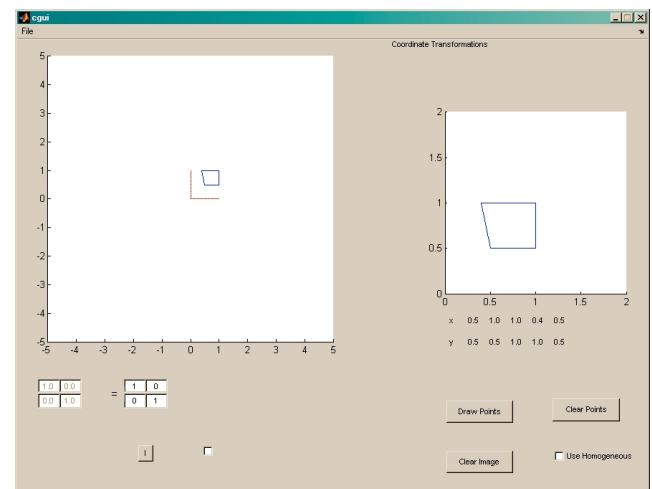
Suppose we choose $a=d=1, b=c=0$:

- ◆ Gives the **identity** matrix:

$$\begin{bmatrix} 1 & 0 \\ 0 & 1 \end{bmatrix}$$

- ◆ Doesn't move the points at all

Coordinate Transformation



Scaling

Suppose we set $b=c=0$, but let a and d take on any *positive* value:

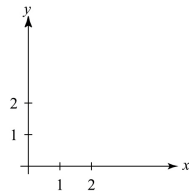
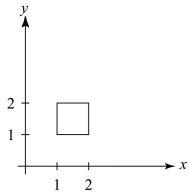
- Gives a **scaling** matrix:

$$\begin{bmatrix} a & 0 \\ 0 & d \end{bmatrix}$$

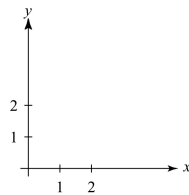
- Provides **uniform scaling** or **differential (non-uniform) scaling** in x and y :

$$x' = ax$$

$$y' = dy$$



$$\begin{bmatrix} 2 & 0 \\ 0 & 2 \end{bmatrix}$$



$$\begin{bmatrix} 1/2 & 0 \\ 0 & 2 \end{bmatrix}$$

9

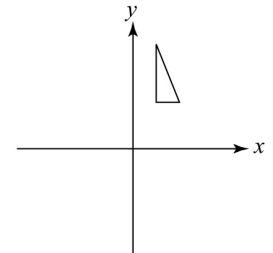
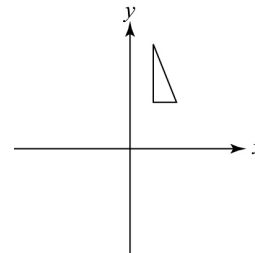
cse457-05-affine

Suppose we keep $b=c=0$, but let either a or d go negative.

Examples:

$$\begin{bmatrix} -1 & 0 \\ 0 & 1 \end{bmatrix}$$

$$\begin{bmatrix} 1 & 0 \\ 0 & -1 \end{bmatrix}$$



10

Now let's leave $a=d=1$ and experiment with b . . .

The matrix

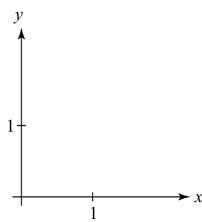
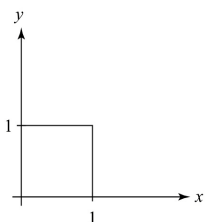
$$\begin{bmatrix} 1 & b \\ 0 & 1 \end{bmatrix}$$

gives:

$$\begin{bmatrix} x' \\ y' \end{bmatrix} = \begin{bmatrix} 1 & 1 \\ 0 & 1 \end{bmatrix} \begin{bmatrix} x \\ y \end{bmatrix}$$

$$x' = x + by$$

$$y' = y$$



$$\begin{bmatrix} 1 & 1 \\ 0 & 1 \end{bmatrix}$$

cse457-05-affine

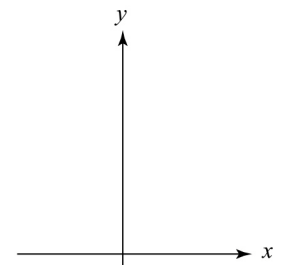
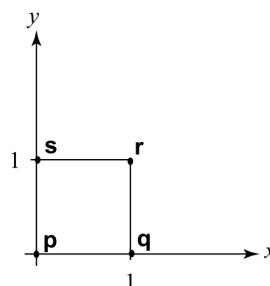
11

Effect on unit square

Let's see how a general 2×2 transformation M affects the unit square:

$$\begin{bmatrix} a & b \\ c & d \end{bmatrix} \begin{bmatrix} p & q & r & s \end{bmatrix} = \begin{bmatrix} p' & q' & r' & s' \end{bmatrix}$$

$$\begin{bmatrix} a & b \\ c & d \end{bmatrix} \begin{bmatrix} 0 & 1 & 1 & 0 \\ 0 & 0 & 1 & 1 \end{bmatrix} = \begin{bmatrix} 0 & a & a+b & b \\ 0 & c & c+d & d \end{bmatrix}$$



cse457-05-affine

12

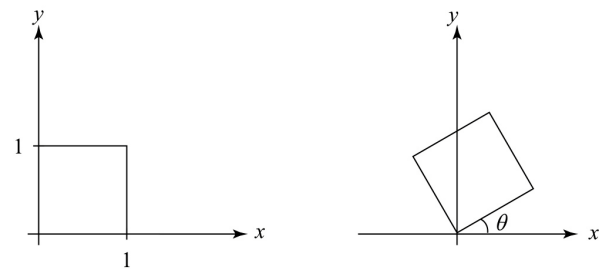
Effect on unit square, cont.

Observe:

- Origin invariant under M
- M can be determined just by knowing how the corners $(1,0)$ and $(0,1)$ are mapped
- a and d give x - and y -scaling
- b and c give x - and y -shearing

Rotation

From our observations of the effect on the unit square, it should be easy to write down a matrix for "rotation about the origin":



$$\bullet \begin{bmatrix} 1 \\ 0 \end{bmatrix} \rightarrow$$

$$\bullet \begin{bmatrix} 0 \\ 1 \end{bmatrix} \rightarrow$$

Thus,

$$M = R(\theta) = \begin{bmatrix} & \\ & \end{bmatrix}$$

Limitations of the 2 x 2 matrix

A 2 x 2 linear transformation matrix allows

- Scaling
- Rotation
- Reflection
- Shearing

Q: What important operation does that leave out?

Homogeneous coordinates

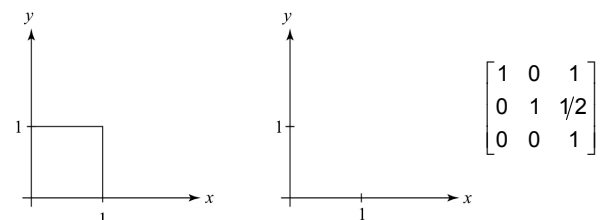
We can loft the problem up into 3-space, adding a third component to every point:

$$\begin{bmatrix} x \\ y \\ 1 \end{bmatrix} \rightarrow \begin{bmatrix} x \\ y \\ 1 \end{bmatrix}$$

Adding the third "w" component puts us in **homogenous coordinates**.

Then, transform with a 3 x 3 matrix:

$$\begin{bmatrix} x' \\ y' \\ w' \end{bmatrix} = T(\mathbf{t}) \begin{bmatrix} x \\ y \\ 1 \end{bmatrix} = \begin{bmatrix} 1 & 0 & t_x \\ 0 & 1 & t_y \\ 0 & 0 & 1 \end{bmatrix} \begin{bmatrix} x \\ y \\ 1 \end{bmatrix}$$



... gives **translation!**

Affine transformations

The addition of translation to linear transformations gives us **affine transformations**.

In matrix form, 2D affine transformations always look like this:

$$M = \begin{bmatrix} a & b & t_x \\ c & d & t_y \\ 0 & 0 & 1 \end{bmatrix} = \left[\begin{array}{cc|c} \mathbf{A} & & \mathbf{t} \\ \hline 0 & 0 & 1 \end{array} \right]$$

2D affine transformations always have a bottom row of [0 0 1].

An "affine point" is a "linear point" with an added w-coordinate which is always 1:

$$\mathbf{p}_{\text{aff}} = \begin{bmatrix} \mathbf{p}_{\text{lin}} \\ 1 \end{bmatrix} = \begin{bmatrix} x \\ y \\ 1 \end{bmatrix}$$

Applying an affine transformation gives another affine point:

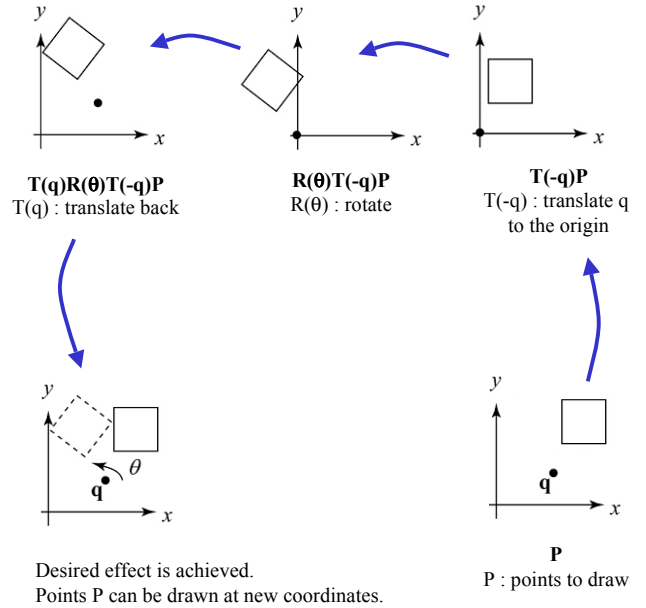
$$M\mathbf{p}_{\text{aff}} = \begin{bmatrix} A\mathbf{p}_{\text{lin}} + \mathbf{t} \\ 1 \end{bmatrix}$$

cse457-05-affine

17

Rotation about arbitrary points

Until now, we have only considered rotation about the origin. With homogeneous coordinates, we can specify a rotation, θ , about any point $\mathbf{q} = [q_x \ q_y \ 1]^T$ with a matrix developed as follows.



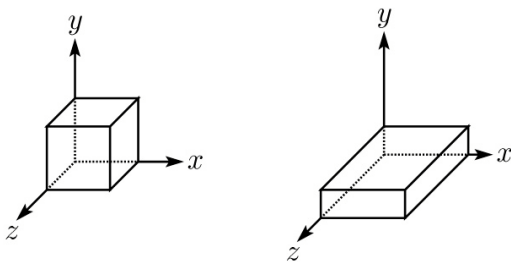
Basic 3-D transformations: scaling

Some of the 3-D affine transformations are just like the 2-D ones.

In this case, the bottom row is always [0 0 0 1].

For example, scaling:

$$\begin{bmatrix} x' \\ y' \\ z' \\ 1 \end{bmatrix} = \begin{bmatrix} s_x & 0 & 0 & 0 \\ 0 & s_y & 0 & 0 \\ 0 & 0 & s_z & 0 \\ 0 & 0 & 0 & 1 \end{bmatrix} \begin{bmatrix} x \\ y \\ z \\ 1 \end{bmatrix}$$

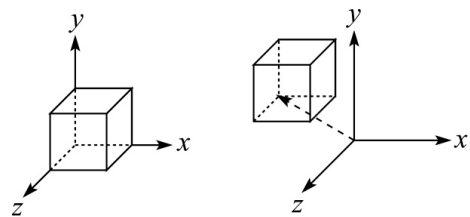


cse457-05-affine

19

Translation in 3D

$$\begin{bmatrix} x' \\ y' \\ z' \\ 1 \end{bmatrix} = \begin{bmatrix} 1 & 0 & 0 & t_x \\ 0 & 1 & 0 & t_y \\ 0 & 0 & 1 & t_z \\ 0 & 0 & 0 & 1 \end{bmatrix} \begin{bmatrix} x \\ y \\ z \\ 1 \end{bmatrix}$$



cse457-05-affine

20

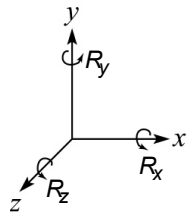
Rotation in 3D

Rotation now has more possibilities in 3D:

$$R_x(\theta) = \begin{bmatrix} 1 & 0 & 0 & 0 \\ 0 & \cos\theta & -\sin\theta & 0 \\ 0 & \sin\theta & \cos\theta & 0 \\ 0 & 0 & 0 & 1 \end{bmatrix}$$

$$R_y(\theta) = \begin{bmatrix} \cos\theta & 0 & \sin\theta & 0 \\ 0 & 1 & 0 & 0 \\ -\sin\theta & 0 & \cos\theta & 0 \\ 0 & 0 & 0 & 1 \end{bmatrix}$$

$$R_z(\theta) = \begin{bmatrix} \cos\theta & -\sin\theta & 0 & 0 \\ \sin\theta & \cos\theta & 0 & 0 \\ 0 & 0 & 1 & 0 \\ 0 & 0 & 0 & 1 \end{bmatrix}$$



Use right hand rule

How many degrees of freedom are there in an arbitrary rotation?

How else might you specify a rotation?

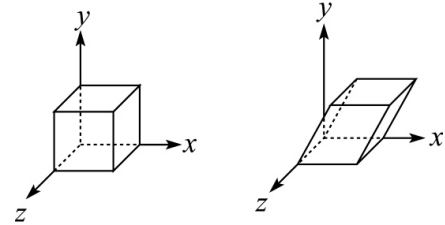
cse457-05-affine

21

Shearing in 3D

Shearing is also more complicated. Here is one example:

$$\begin{bmatrix} x' \\ y' \\ z' \\ 1 \end{bmatrix} = \begin{bmatrix} 1 & b & 0 & 0 \\ 0 & 1 & 0 & 0 \\ 0 & 0 & 1 & 0 \\ 0 & 0 & 0 & 1 \end{bmatrix} \begin{bmatrix} x \\ y \\ z \\ 1 \end{bmatrix}$$



We call this a shear with respect to the x-z plane or a shear along the y-direction.

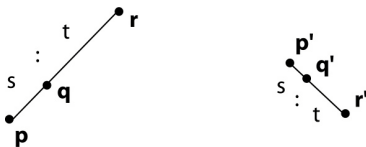
cse457-05-affine

22

Properties of affine transformations

Here are some useful properties of affine transformations:

- Lines map to lines
- Parallel lines remain parallel
- Midpoints map to midpoints (in fact, ratios are always preserved)



$$\text{ratio} = \frac{\|pq\|}{\|qr\|} = \frac{s}{t} = \frac{\|p'q'\|}{\|q'r'\|}$$

cse457-05-affine

23

Affine transformations in OpenGL

OpenGL maintains a “modelview” matrix that holds the current transformation M .

The modelview matrix is applied to points (usually vertices of polygons) before drawing.

It is modified by commands including:

- `glLoadIdentity()` $M \leftarrow I$
– set M to identity
- `glTranslatef(t_x, t_y, t_z)` $M \leftarrow MT$
– translate by (t_x, t_y, t_z)
- `glRotatef(θ, x, y, z)` $M \leftarrow MR$
– rotate by angle θ about axis (x, y, z)
- `glScalef(s_x, s_y, s_z)` $M \leftarrow MS$
– scale by (s_x, s_y, s_z)

Note that OpenGL adds transformations by *postmultiplication* of the modelview matrix.

cse457-05-affine

24

Summary

What to take away from this lecture:

- ♦ All the names in boldface.
- ♦ How points and transformations are represented.
- ♦ What all the elements of a 2×2 transformation matrix do and how these generalize to 3×3 transformations.
- ♦ What homogeneous coordinates are and how they work for affine transformations.
- ♦ How to concatenate transformations.
- ♦ The mathematical properties of affine transformations.