

# Scheduling

# Main Points

- Scheduling policy: what to do next, when there are multiple threads ready to run
  - Or multiple packets to send, or web requests to serve, or ...
- Definitions
  - response time, throughput, predictability
- Uniprocessor policies
  - FIFO, round robin, optimal
  - multilevel feedback as approximation of optimal
- Multiprocessor policies
  - Affinity scheduling, gang scheduling
- Queueing theory
  - Can you predict/improve a system's response time?

# Example

- You manage a web site, that suddenly becomes wildly popular. Performance starts to degrade. Do you?
  - Buy more hardware?
  - Implement a different scheduling policy?
  - Turn away some users? Which ones?
- How much worse will performance get if the web site becomes even more popular?

# Definitions

- Task/Job
  - User request: e.g., mouse click, web request, shell command, ...
- Latency/response time
  - How long does a task take to complete?
- Throughput
  - How many tasks can be done per unit of time?
- Overhead
  - How much extra work is done by the scheduler?
- Fairness
  - How equal is the performance received by different users?
- Strategy-proof
  - Can a user manipulate the system to gain more than their fair share?
- Predictability
  - How consistent is a user's performance over time?

# More Definitions

- Workload
  - Set of tasks for system to perform
- Preemptive scheduler
  - If we can take resources away from a running task
- Work-conserving
  - Resource is used whenever there is a task to run
  - For non-preemptive schedulers, work-conserving is not always better
- Scheduling algorithm
  - takes a workload as input
  - decides which tasks to do first
  - Performance metric (throughput, latency) as output
  - Only preemptive, work-conserving schedulers to be considered

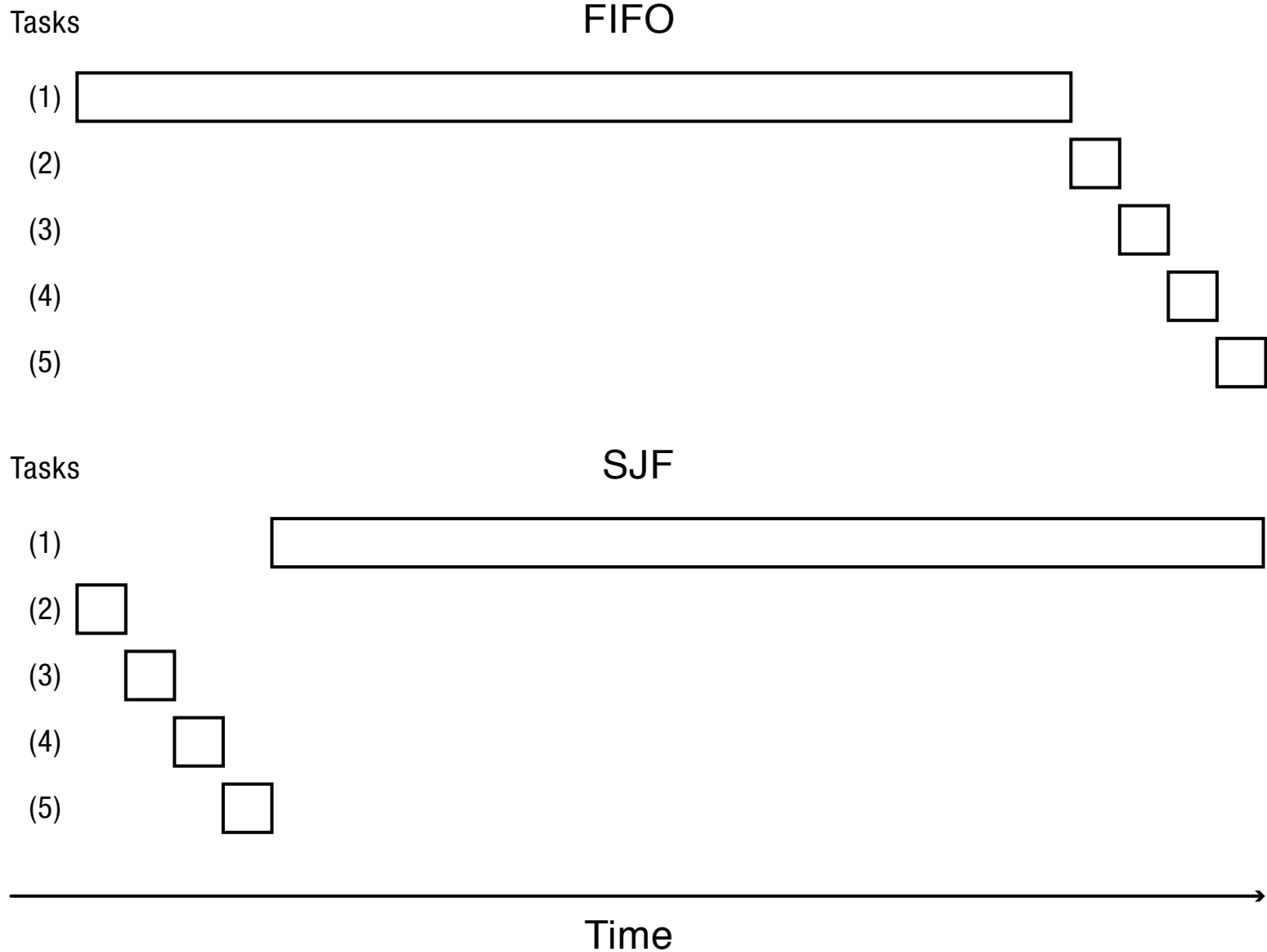
# First In First Out (FIFO)

- Schedule tasks in the order they arrive
  - Continue running them until they complete or give up the processor
- Example: memcached
  - Facebook cache of friend lists, ...
- On what workloads is FIFO particularly bad?

# Shortest Job First (SJF)

- Always do the task that has the shortest remaining amount of work to do
  - Often called Shortest Remaining Time First (SRTF)
- Suppose we have five tasks arrive one right after each other, but the first one is much longer than the others
  - Which completes first in FIFO? Next?
  - Which completes first in SJF? Next?

# FIFO vs. SJF





# Question

- Claim: SJF is optimal for average response time
  - Why?
  
- Does SJF have any downsides?

# Question

- Is FIFO ever optimal?
- Pessimial?

# Starvation and Sample Bias

- Suppose you want to compare two scheduling algorithms
  - Create some infinite sequence of arriving tasks
  - Start measuring
  - Stop at some point
  - Compute average response time as the average for completed tasks between start and stop
- Is this valid or invalid?

# Sample Bias Solutions

- Measure for long enough that # of completed tasks  $\gg$  # of uncompleted tasks
  - For both systems!
- Start and stop system in idle periods
  - Idle period: no work to do
  - If algorithms are work-conserving, both will complete the same tasks


# Round Robin

- Each task gets resource for a fixed period of time (time quantum)
  - If task doesn't complete, it goes back in line
- Need to pick a time quantum
  - What if time quantum is too long?
    - Infinite?
  - What if time quantum is too short?
    - One instruction?

# Round Robin

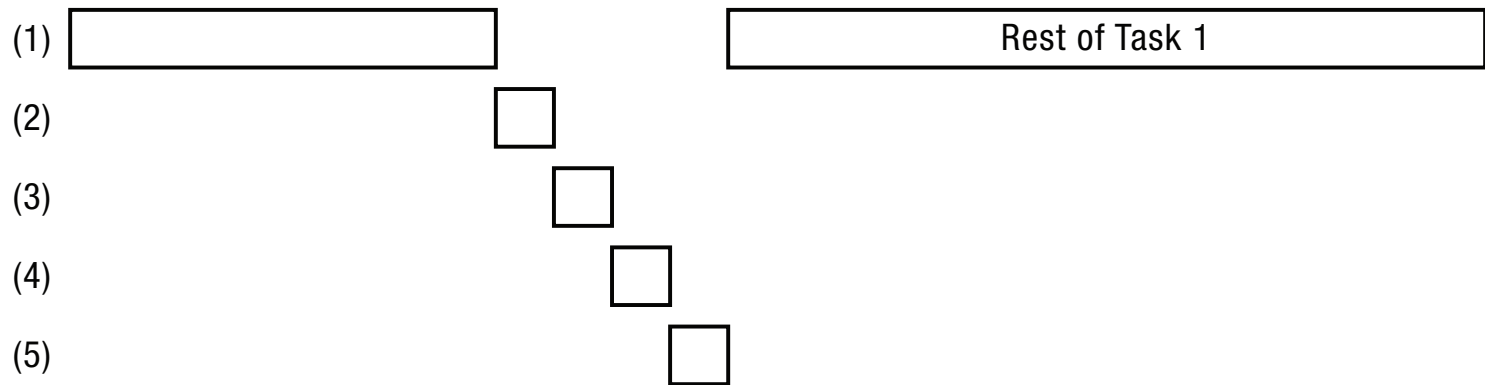
Tasks

Round Robin (1 ms time slice)



Tasks

Round Robin (100 ms time slice)

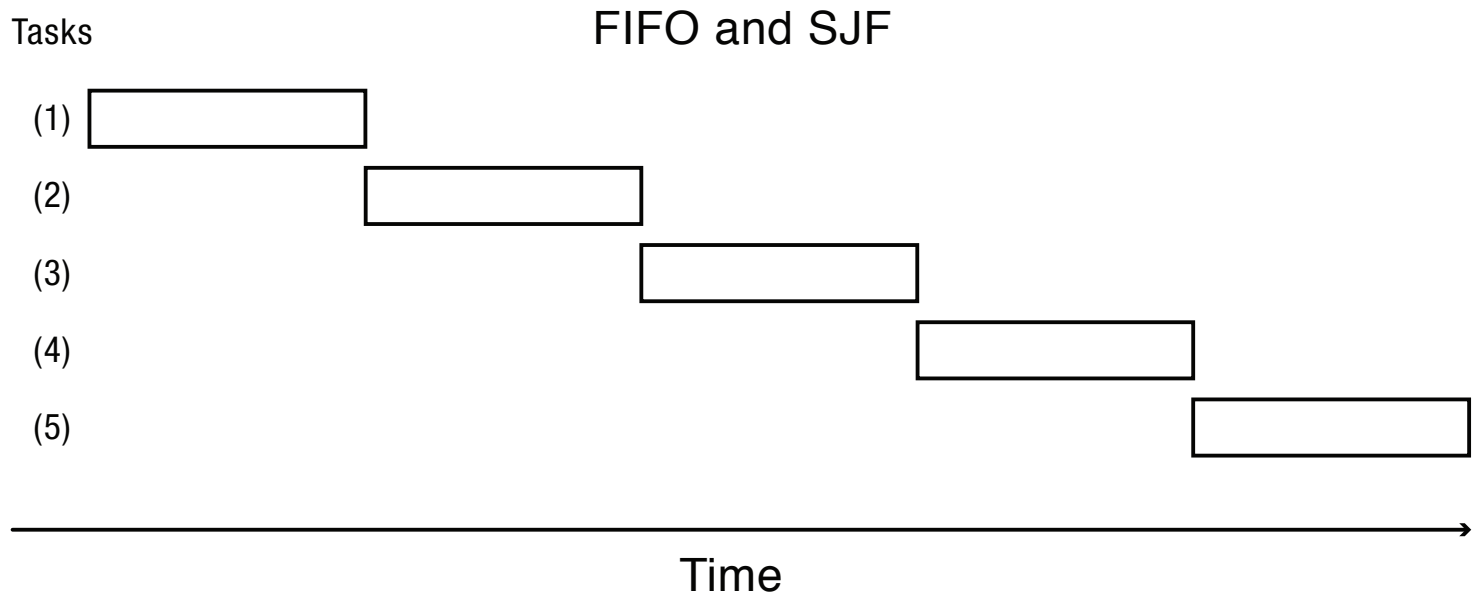
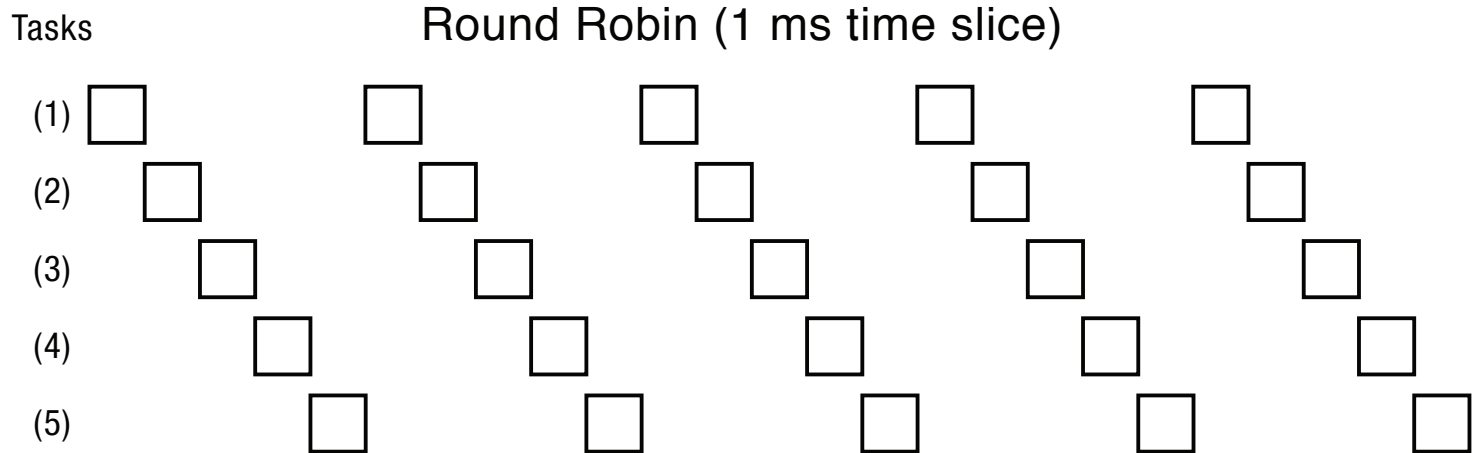


Time

# Round Robin vs. FIFO

- Assuming zero-cost time slice, is Round Robin always better than FIFO?

# Round Robin vs. FIFO

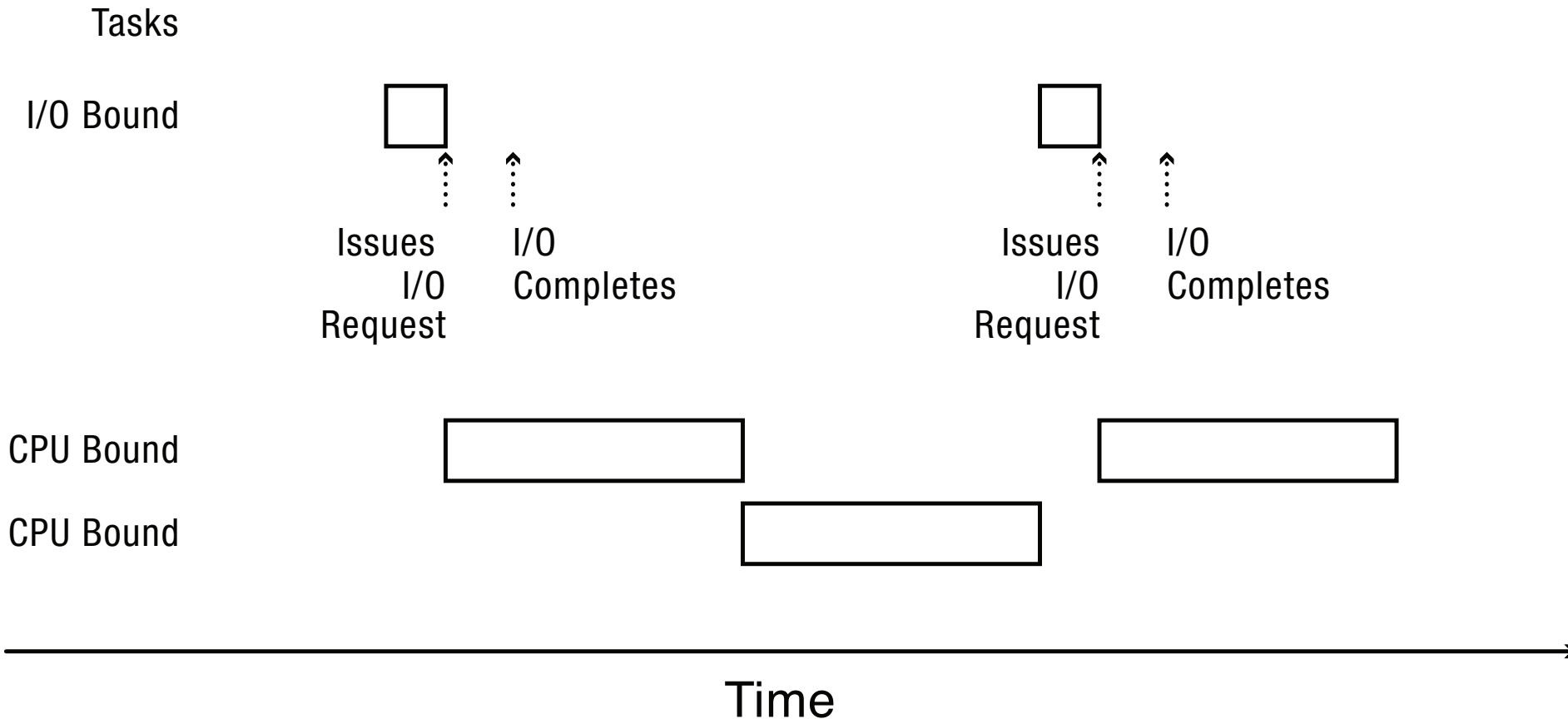




# Round Robin = Fairness?

- Is Round Robin fair?
- What is fair?
  - Equal share of the CPU?
  - What if some tasks don't need their full share?
  - Minimize worst case divergence vs. time task would take if no one else was running

# Mixed Workload



# Max-Min Fairness

- How do we balance a mixture of repeating tasks:
  - Some I/O bound, need only a little CPU
  - Some compute bound, can use as much CPU as they are assigned
- One approach: maximize the minimum allocation given to a task
  - If any task needs less than an equal share, schedule the smallest of these first
  - Split the remaining time using max-min
  - If all remaining tasks need at least equal share, split evenly

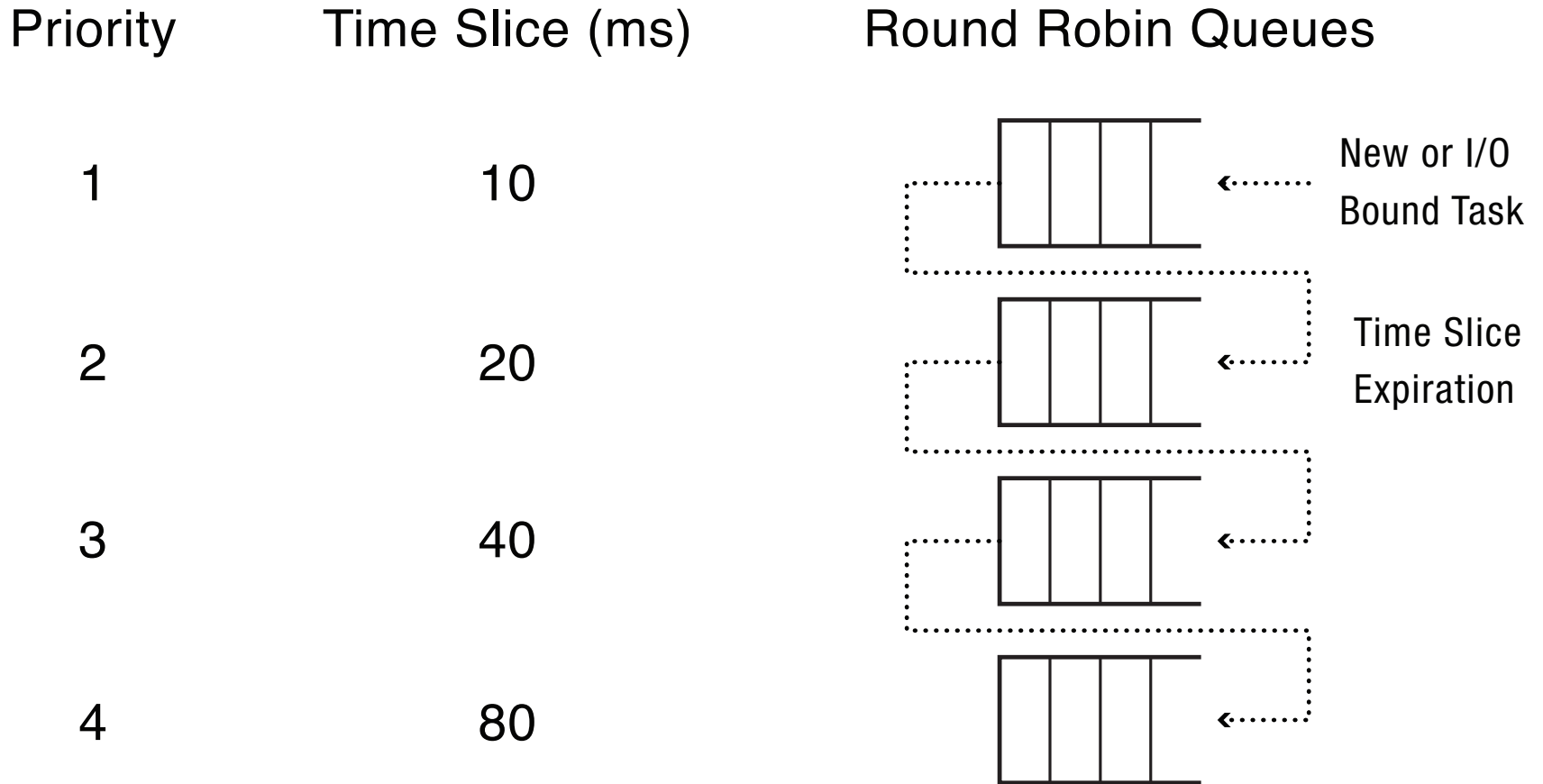
# Multi-level Feedback Queue (MFQ)

- Goals:
  - Responsiveness
  - Low overhead
  - Starvation freedom
  - Some tasks are high/low priority
  - Fairness (among equal priority tasks)
- Not perfect at any of them!
  - Used in Linux (and probably Windows, MacOS)

# MFQ

- Set of Round Robin queues
  - Each queue has a separate priority
- High priority queues have short time slices
  - Low priority queues have long time slices
- Scheduler picks first thread in highest priority queue
- Tasks start in highest priority queue
  - If time slice expires, task drops one level

# MFQ



# MFQ and Predictability

- How predictable is a user's performance?
  - Can it be affected by other users?
- FIFO?
- SJF?
- RR?
- Max-min?
- MFQ?

# MFQ and Strategy

- Multiple users with different interests
  - Example: multi-tenant data center
- Can a user get better performance (response time, throughput) by doing useless work?
- FIFO?
- SJF?
- RR?
- Max-min?
- MFQ?



# Uniprocessor Summary (1)

- FIFO is simple and minimizes overhead.
- If tasks are variable in size, then FIFO can have very poor average response time.
- If tasks are equal in size, FIFO is optimal in terms of average response time.
- Considering only the processor, SJF is optimal in terms of average response time.
- SJF is pessimal in terms of variance in response time.

# Uniprocessor Summary (2)

- If tasks are variable in size, Round Robin approximates SJF.
- If tasks are equal in size, Round Robin will have very poor average response time.
- Tasks that intermix processor and I/O benefit from SJF and can do poorly under Round Robin.

# Uniprocessor Summary (3)

- Max-Min fairness can improve response time for I/O-bound tasks.
- Round Robin and Max-Min both avoid starvation.
- MFQ can adjust priorities to balance responsiveness, overhead, and fairness.
- MFQ approximates SJF
  - High variance for long jobs; vulnerable to strategy

# Multiprocessor Scheduling

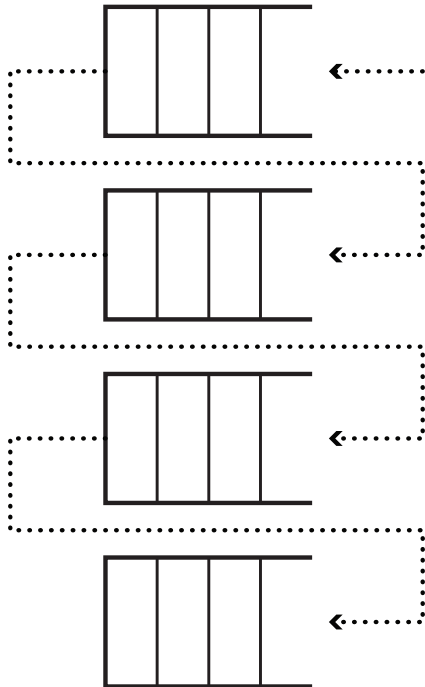
- What would happen if we used MFQ on a multiprocessor?
  - Contention for scheduler spinlock
  - Cache slowdown due to ready list data structure pinging from one CPU to another
  - Limited cache reuse: thread's data from last time it ran is often still in its old cache

# Per-Processor Affinity Scheduling

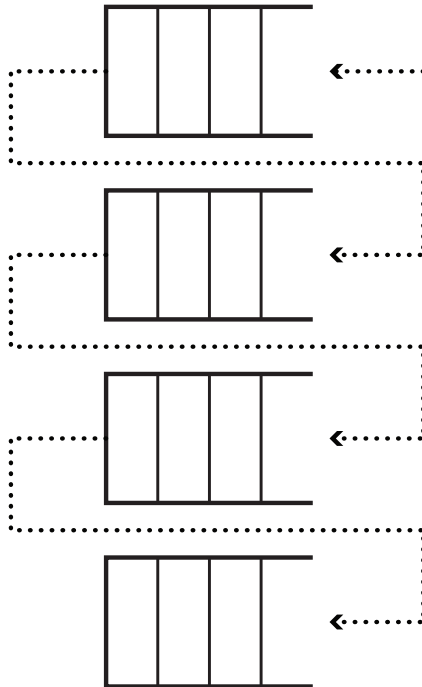
- Each processor has its own ready list
  - Protected by a per-processor spinlock
- Put threads back on the ready list where it had most recently run
  - Ex: when I/O completes, or on Condition->signal
- Idle processors can steal work from other processors

# Per-Processor Multi-level Feedback with Affinity Scheduling

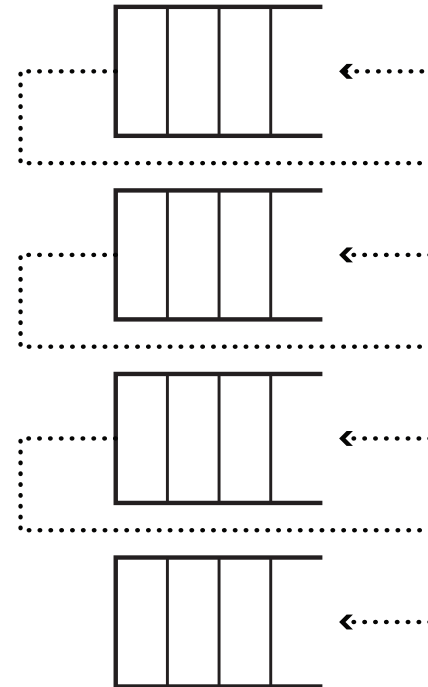
Processor 1



Processor 2



Processor 3



# Scheduling Parallel Programs

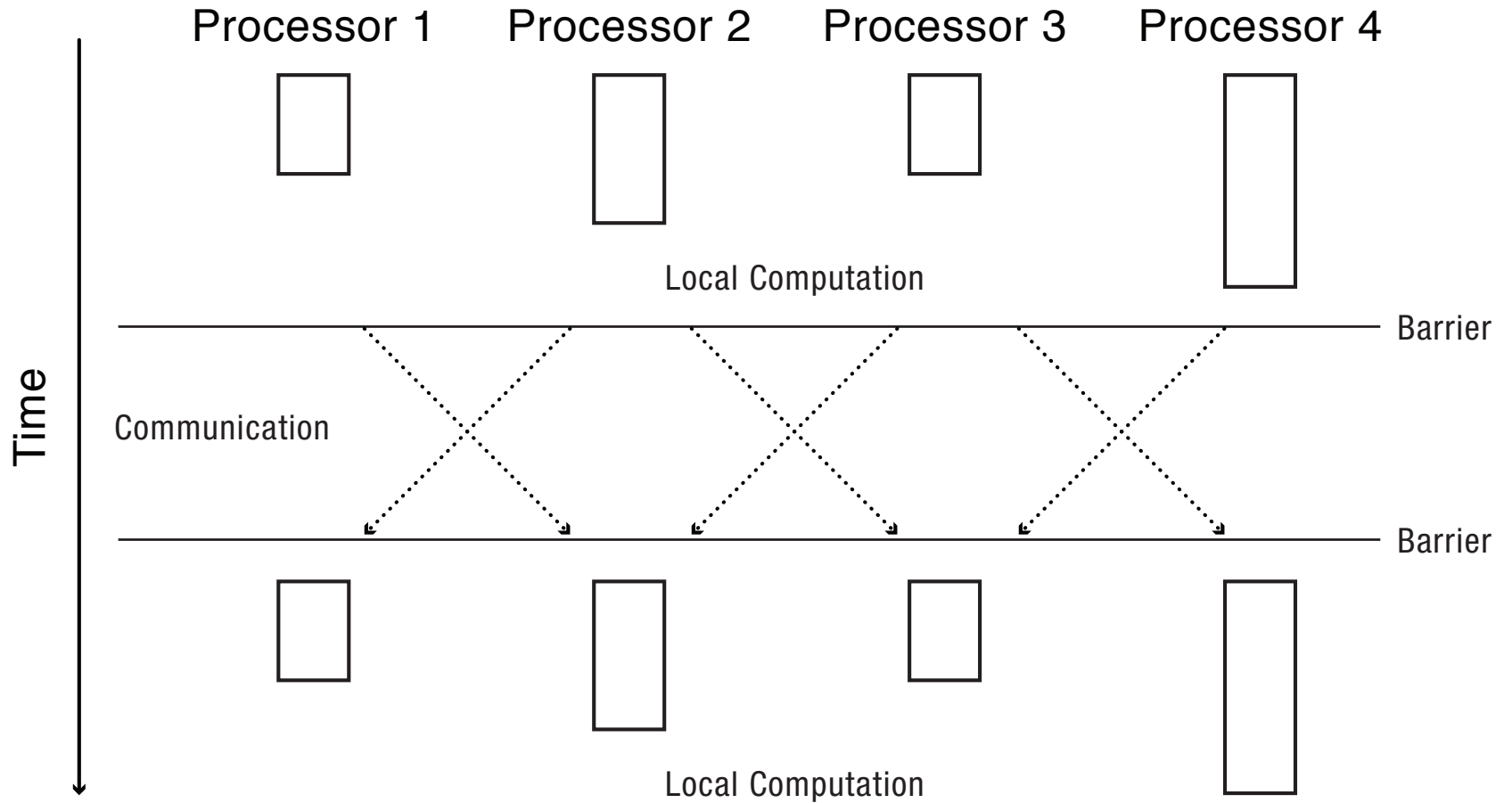
- What happens if one thread gets time-sliced while other threads from the same program are still running?
  - Assuming program uses locks and condition variables, it will still be correct
  - What about performance?

# Bulk Synchronous Parallelism

- Loop at each processor:
  - Compute on local data (in parallel)
  - Barrier
  - Send (selected) data to other processors (in parallel)
  - Barrier
- Examples:
  - MapReduce
  - Fluid flow over a wing
  - Most parallel algorithms can be recast in BSP, sacrificing at most a small constant factor in performance

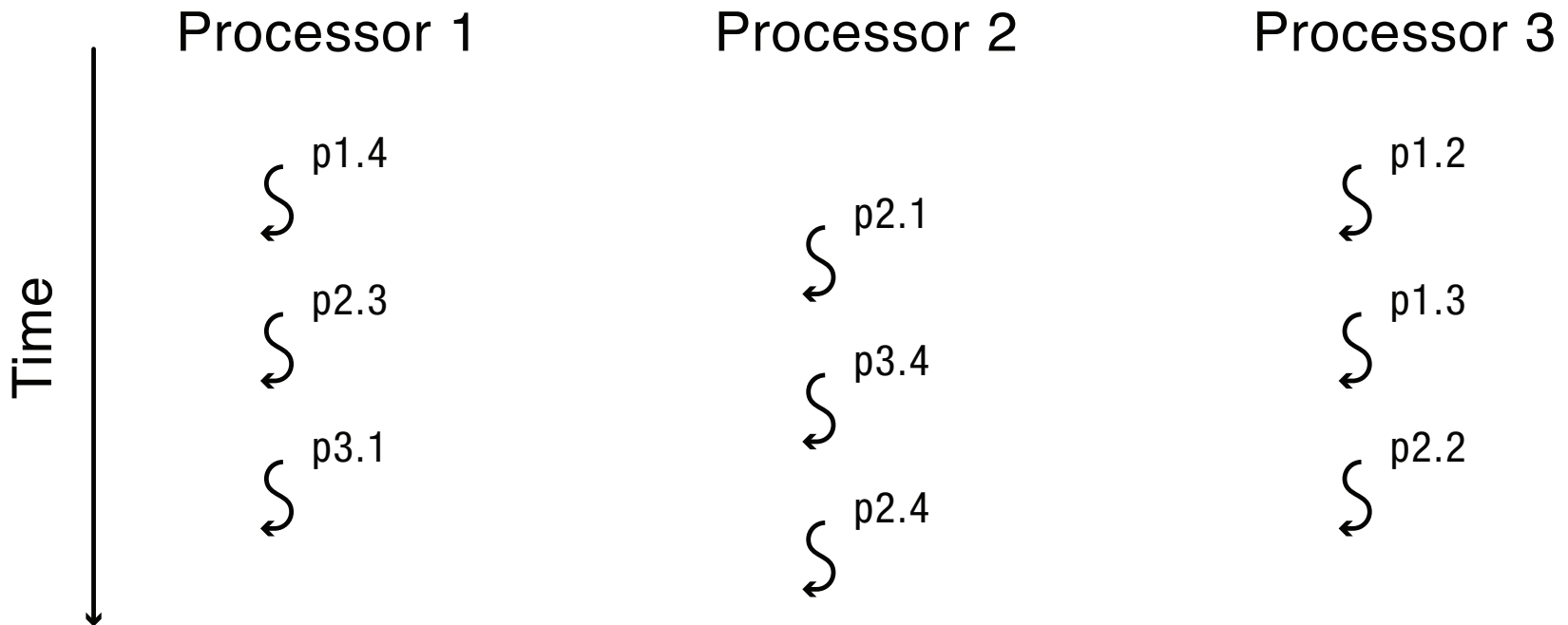


# Tail Latency



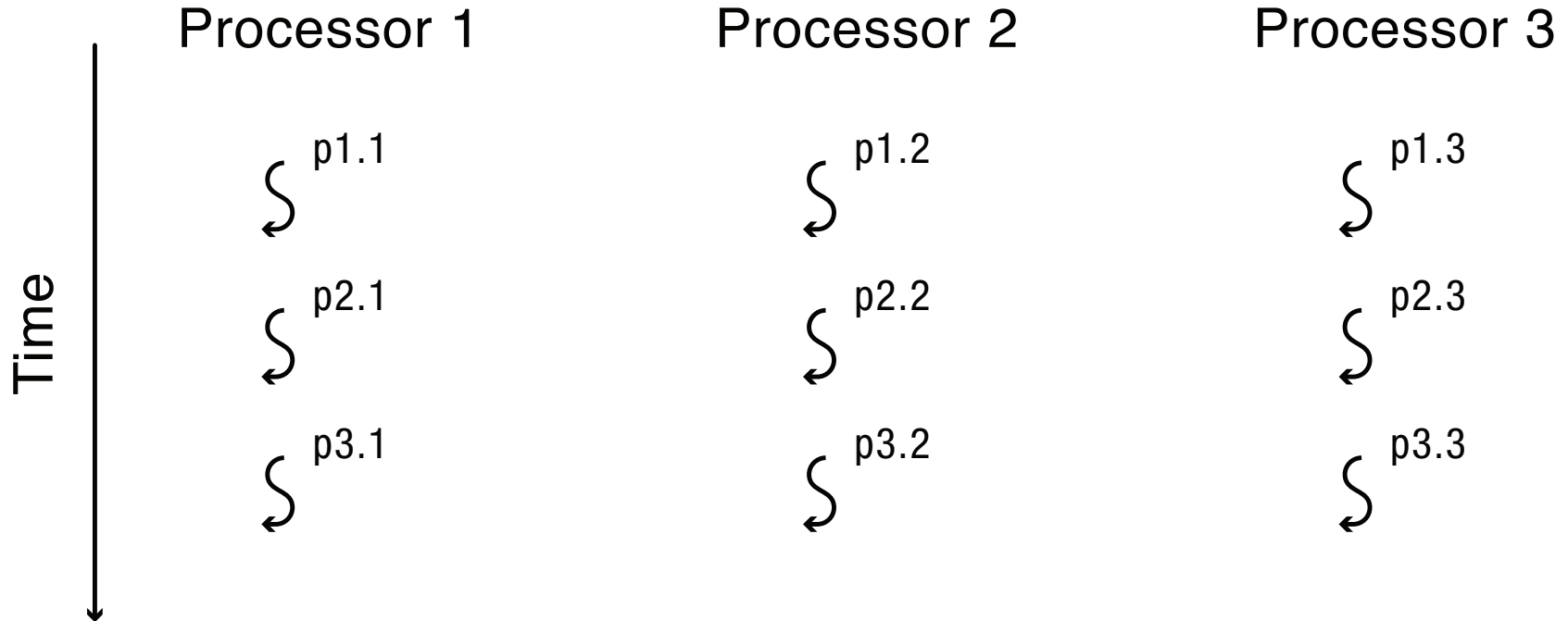
# Scheduling Parallel Programs

Oblivious: each processor time-slices its ready list independently of the other processors



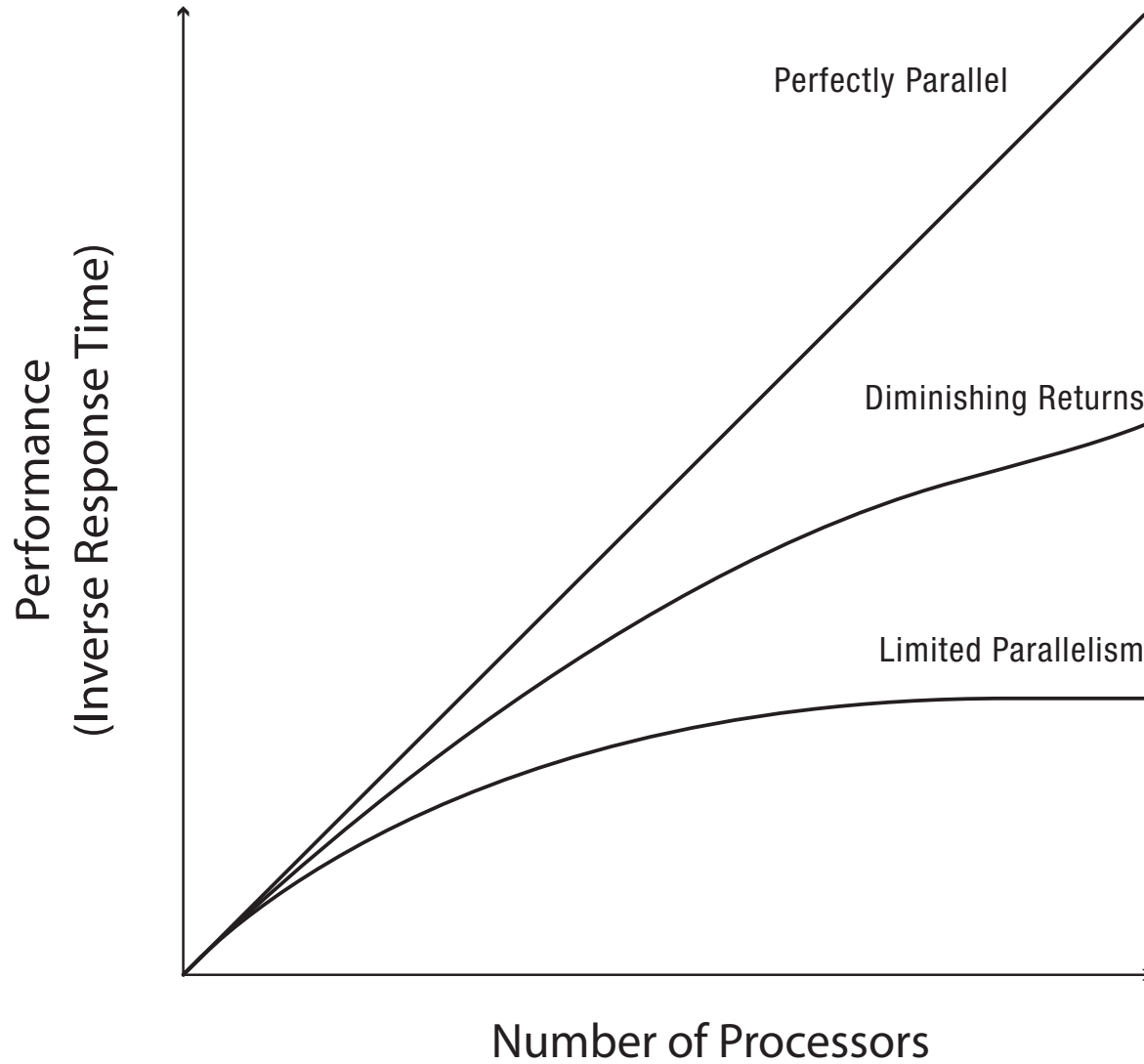
$p_{x.y}$  = Thread  $y$  in process  $x$

# Gang Scheduling

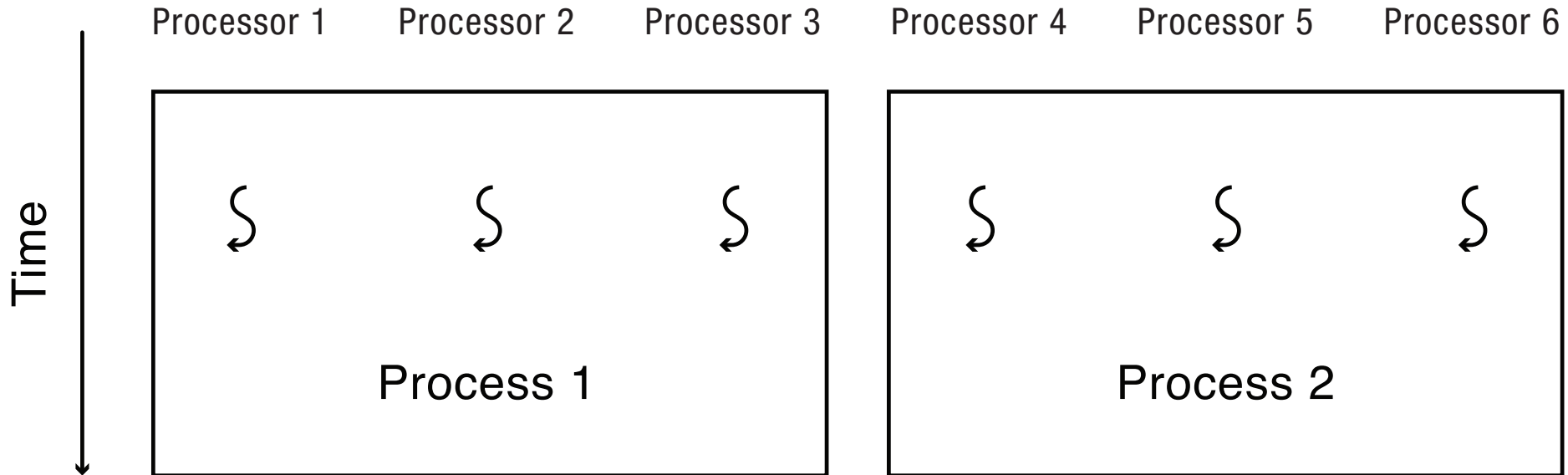


px.y = Thread y in process x

# Parallel Program Speedup



# Space Sharing

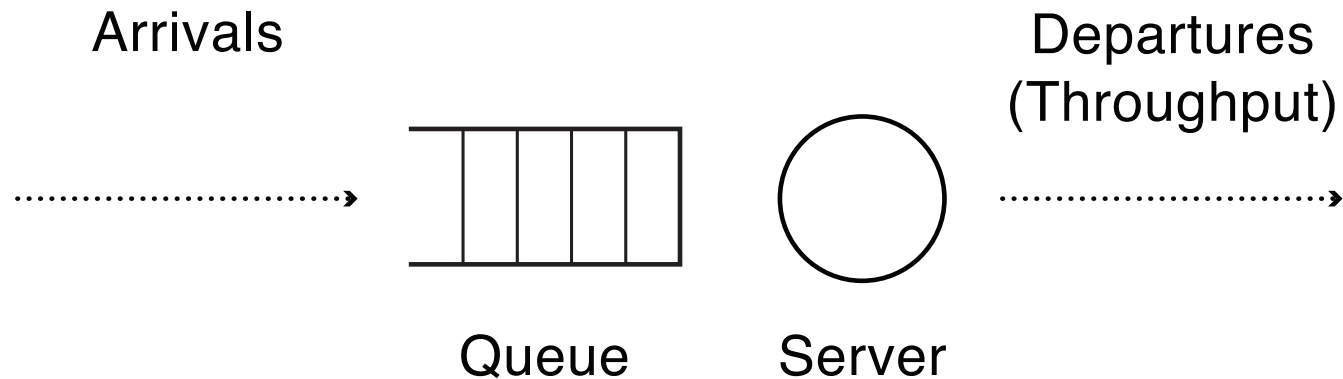


Scheduler activations: kernel tells each application its # of processors with upcalls every time the assignment changes

# Queueing Theory

- Can we predict what will happen to user performance:
  - If a service becomes more popular?
  - If we buy more hardware?
  - If we change the implementation to provide more features?

# Queueing Model



Assumption: average performance in a stable system, where the arrival rate ( $\lambda$ ) matches the departure rate ( $\mu$ )

# Definitions

- Queueing delay ( $W$ ): wait time
  - Number of tasks queued ( $Q$ )
- Service time ( $S$ ): time to service the request
- Response time ( $R$ ) = queueing delay + service time
- Utilization ( $U$ ): fraction of time the server is busy
  - Service time \* arrival rate ( $\lambda$ )
- Throughput ( $X$ ): rate of task completions
  - If no overload, throughput = arrival rate



# Little's Law

$$N = X * R$$

N: number of tasks in the system

Applies to *any* stable system – where arrivals match departures.

# Question

Suppose a system has throughput  $(X) = 100$  tasks/s,  
average response time  $(R) = 50$  ms/task

- How many tasks are in the system on average?
- If the server takes 5 ms/task, what is its utilization?
- What is the average wait time?
- What is the average number of queued tasks?

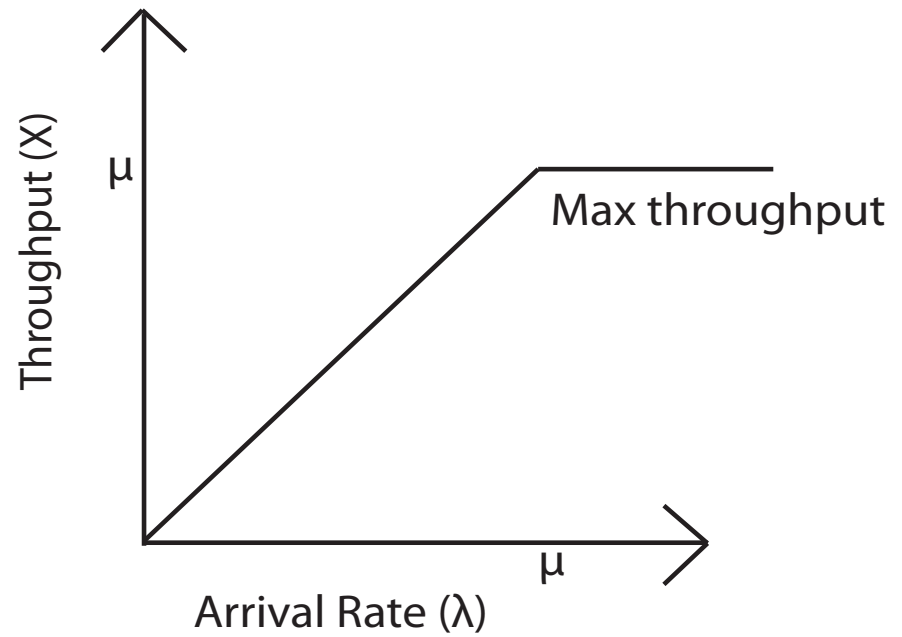
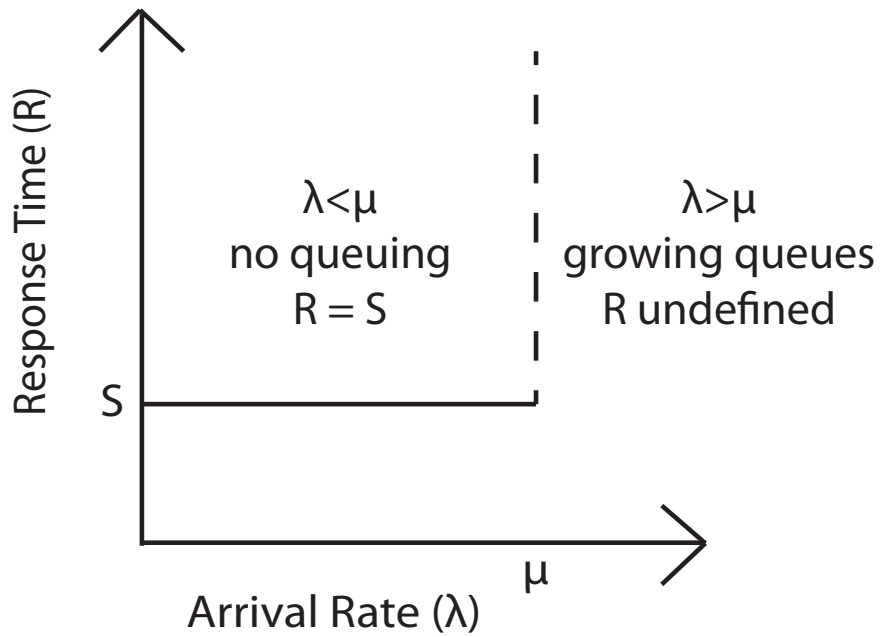
# Question

- From example:
  - $X = 100$  task/sec
  - $R = 50$  ms/task
  - $S = 5$  ms/task
  - $W = 45$  ms/task
  - $Q = 4.5$  tasks
- Why is  $W = 45$  ms and not  $4.5 * 5 = 22.5$  ms?
  - Hint: what if  $S = 10$ ms?  $S = 1$ ms?

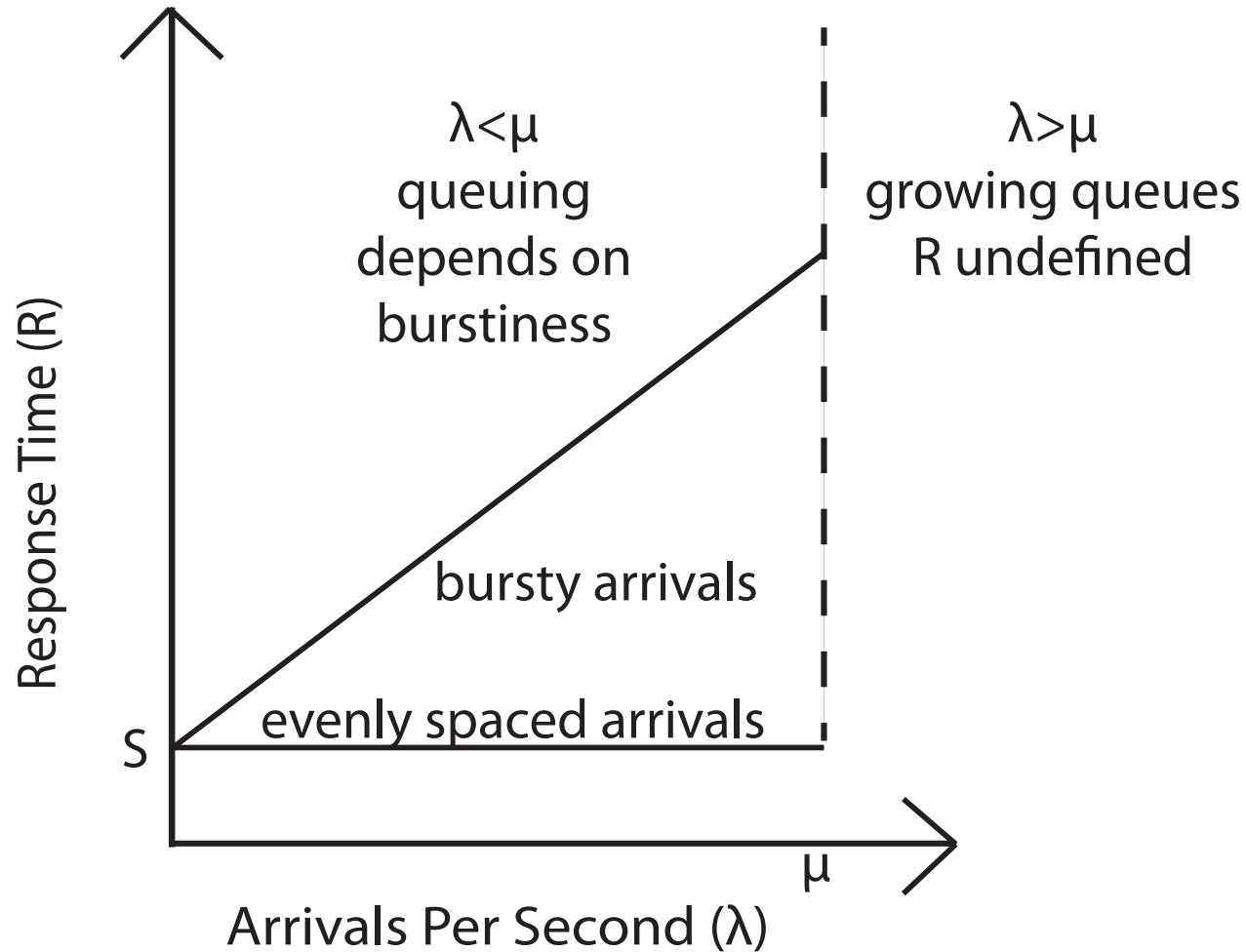
# Queueing

- What is the best case scenario for minimizing queueing delay?
  - Keeping arrival rate, service time constant
- What is the worst case scenario?

# Queueing: Best Case



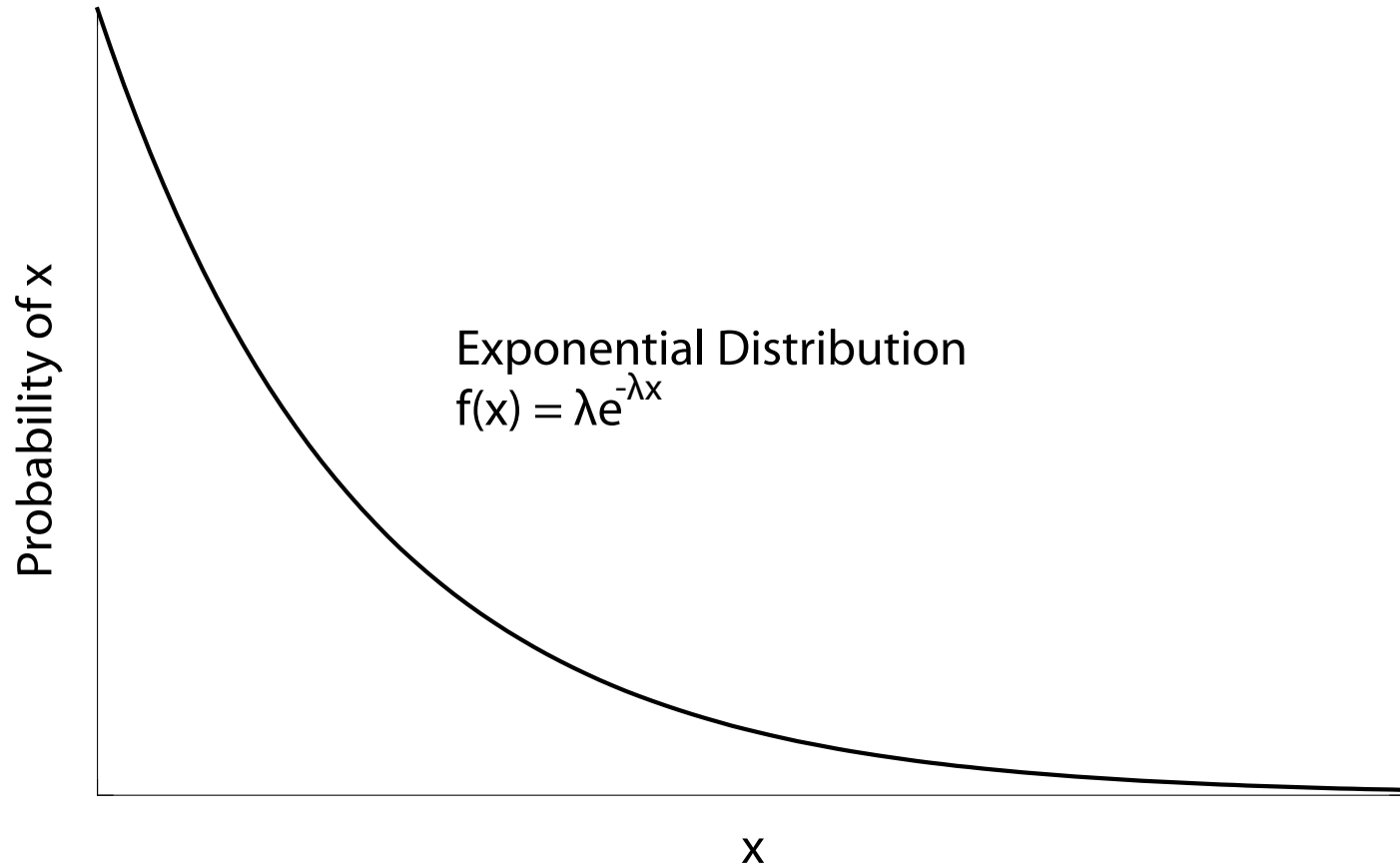
# Response Time: Best vs. Worst Case



# Queueing: Average Case?

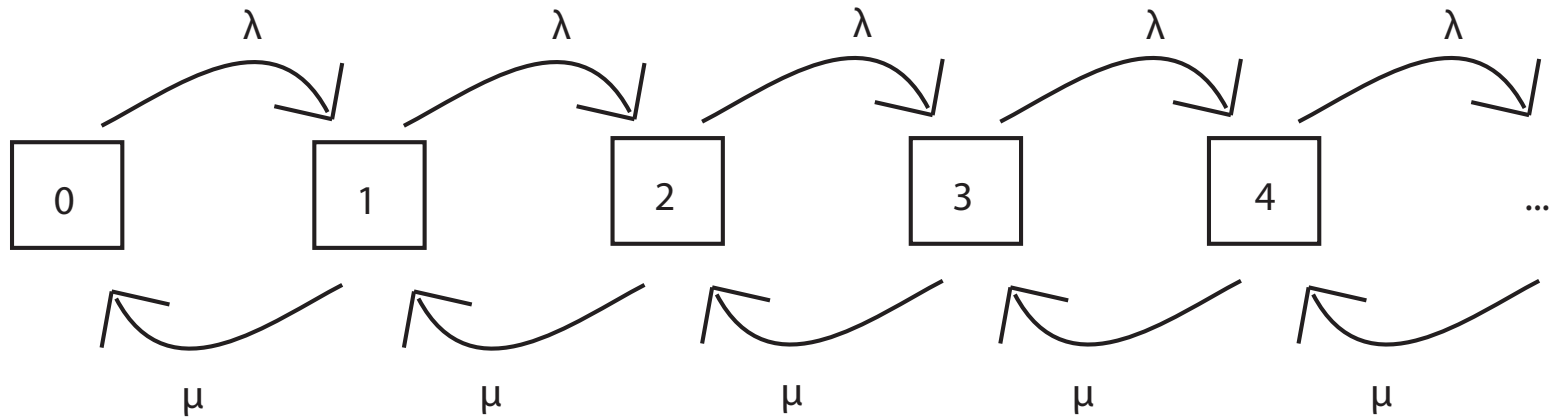
- What is average?
  - Gaussian: Arrivals are spread out, around a mean value
  - Exponential: arrivals are memoryless
  - Heavy-tailed: arrivals are bursty
- Can have randomness in both arrivals and service times

# Exponential Distribution



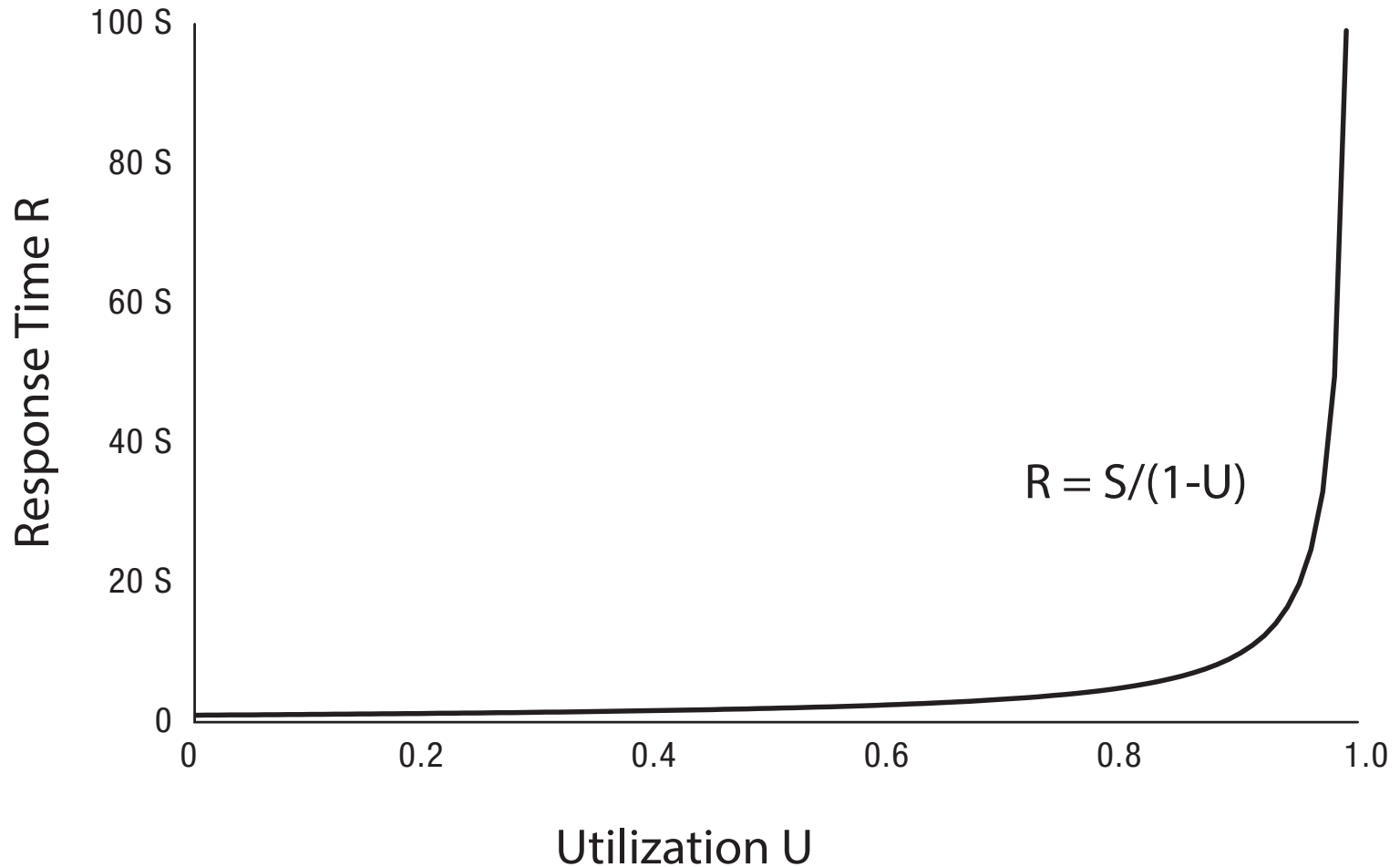


# Exponential Distribution



Permits closed form solution to state probabilities,  
as function of arrival rate and service rate

# Response Time vs. Utilization



# Question

- Exponential arrivals:  $R = S/(1-U)$
- If system is 20% utilized, and load increases by 5%, how much does response time increase?
  
- If system is 90% utilized, and load increases by 5%, how much does response time increase?

# Variance in Response Time

- Exponential arrivals
  - Variance in  $R = S/(1-U)^2$
- What if less bursty than exponential?
- What if more bursty than exponential?

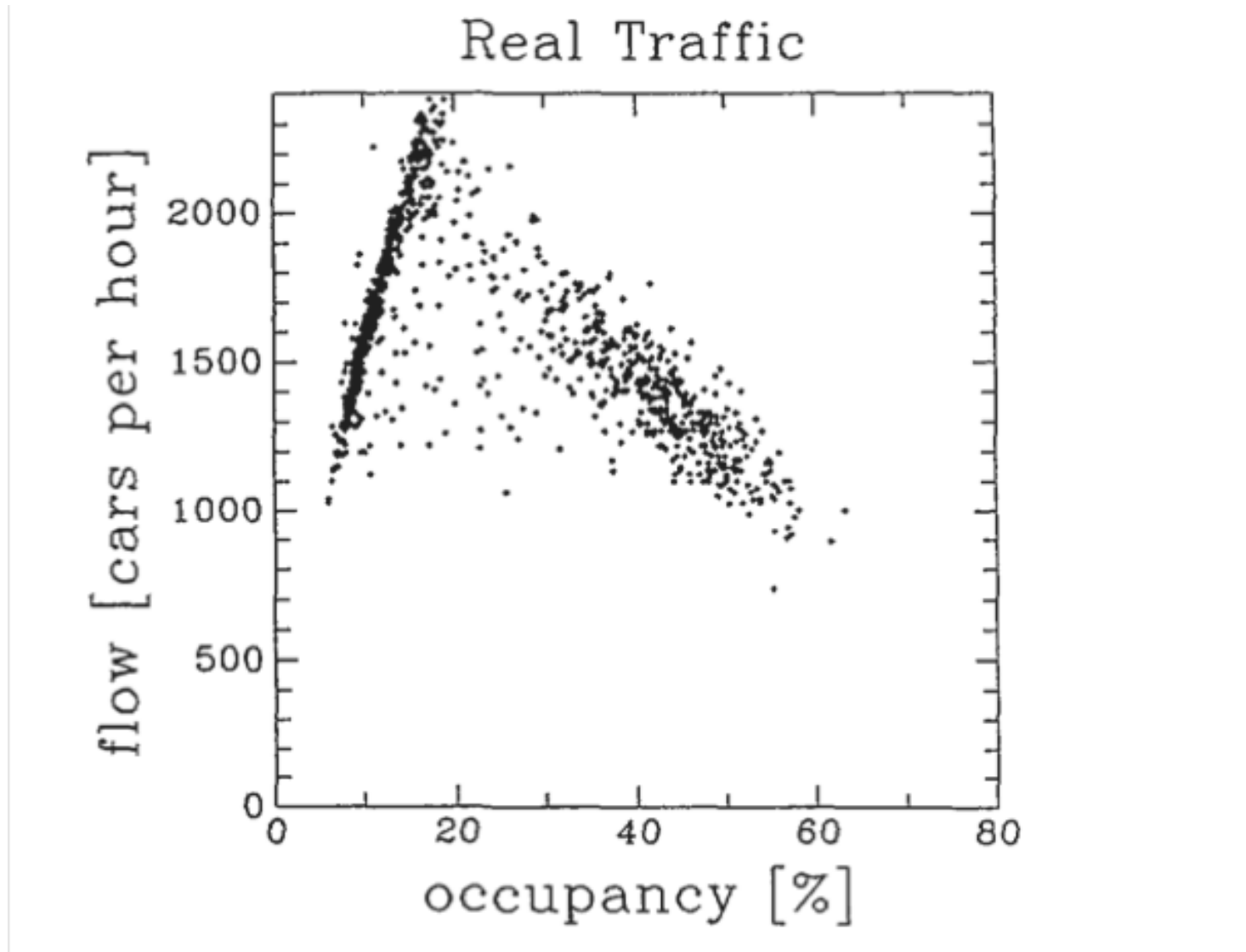
# What if Multiple Resources?

- Response time =  
Sum over all  $i$   
Service time for resource  $i$  /  
(1 – Utilization of resource  $i$ )
- Implication
  - If you fix one bottleneck, the next highest utilized resource will limit performance

# Overload Management

- What if arrivals occur faster than service can handle them
  - If do nothing, response time will become infinite
- Turn users away?
  - Which ones? Average response time is best if turn away users that have the highest service demand
  - Example: Highway congestion
- Degrade service?
  - Compute result with fewer resources
  - Example: CNN static front page on 9/11

# Highway Congestion (measured)



# Why Do Metro Buses Cluster?

Suppose two Metro buses start 10 minutes apart.  
Why might they arrive at the same time?