

CSE 451: Operating Systems Winter 2015

Module 14 Secondary Storage

Mark Zbikowski
mzbik@cs.washington.edu
Allen Center 476

© 2013 Gribble, Lazowska, Levy, Zahorjan

Secondary storage

- Secondary storage typically:
 - is anything that is outside of “primary memory”
 - does not permit direct execution of instructions or data retrieval via machine load/store instructions
- Characteristics:
 - it's large: 500-2000GB
 - it's cheap: \$0.05-\$0.10/GB for hard drives from Dell (at 2TB size)
 - it's persistent: data survives power loss
 - it's slow: milliseconds to access
 - why is this slow??
 - it *does* fail, if rarely
 - big failures (drive dies; MTBF ~3 years)
 - if you have 100K drives and MTBF is 3 years, that's 1 “big failure” every 15 minutes!
 - little failures (read/write errors, one byte in 10^{13})

© 2013 Gribble, Lazowska, Levy, Zahorjan

2

Another trip down memory lane ...



IBM 2314
About the size of
6 refrigerators
8 x 29MB (M!)
Required similar-
sized air condx!

.01% (not 1% – .01%!) the capacity
of this \$100 4"x6"x1" item



© 2013 Gribble, Lazowska, Levy, Zahorjan

3

Disk trends

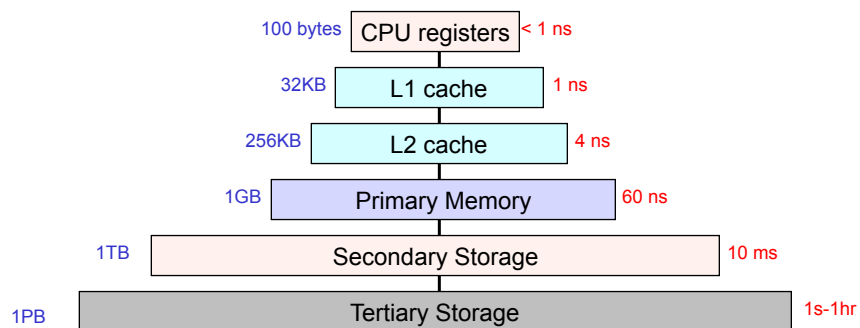
- Disk capacity, 1975-1989
 - doubled every 3+ years
 - 25% improvement each year
 - factor of 10 every decade
 - Still exponential, but far less rapid than processor performance
- Disk capacity, 1990-recently
 - doubling every 12 months
 - 100% improvement each year
 - factor of 1000 every decade
 - Capacity growth 10x as fast as processor performance!

© 2013 Gribble, Lazowska, Levy, Zahorjan

4

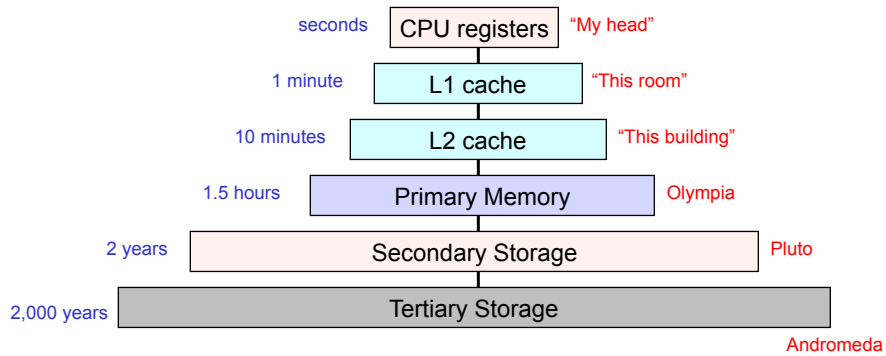
- Only a few years ago, we purchased disks by the megabyte (and it hurt!)
- Today, 1 GB (a billion bytes) costs ~~\$1~~ ~~\$0.50~~ ~~\$0.10-~~ ~~\$0.05~~ from Dell (except you have to buy in increments of ~~40~~ ~~80~~ ~~250~~ ~~2000~~ GB)
 - => 1 TB costs ~~\$1K~~ ~~\$500~~ ~~\$100~~, 1 PB costs ~~\$1M~~ ~~\$500K~~ ~~\$100K~~
- Technology is amazing
 - Flying a 747 6" above the ground
 - Reading/writing a strip of postage stamps
- But ...
 - Jets do crash ...

Memory hierarchy



- Each level acts as a cache of lower levels

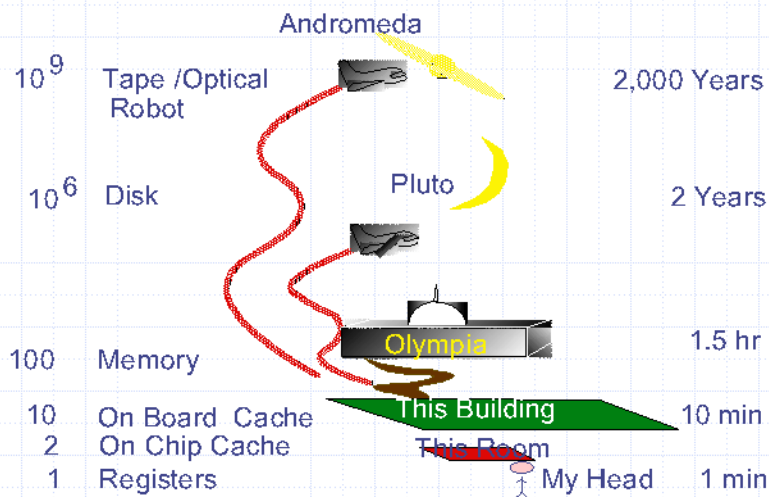
Memory hierarchy: distance analogy



© 2013 Gribble, Lazowska, Levy, Zahorjan

7

Storage Latency: How Far Away is the Data?



© 2004 Jim Gray, Microsoft Corporation

Disks and the OS

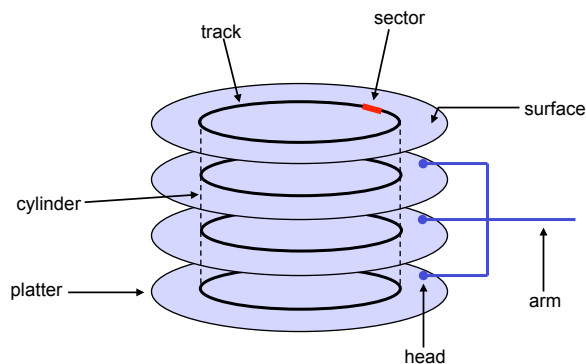
- Disks are messy, messy devices
 - errors, bad blocks, missed seeks, etc.
- Job of OS is to hide this mess from higher-level software (disk hardware increasingly helps with this)
 - low-level device drivers (initiate a disk read, etc.)
 - higher-level abstractions (files, databases, etc.)
 - (note that modern disk drives do some of this masking for the OS)
- OS may provide different levels of disk access to different clients
 - physical disk block (surface, cylinder, sector)
 - disk logical block (disk block #)
 - file logical (filename, block or record or byte #)

© 2013 Gribble, Lazowska, Levy, Zahorjan

9

Physical disk structure

- Disk components
 - platters
 - surfaces
 - tracks
 - sectors
 - cylinders
 - arm
 - heads



© 2013 Gribble, Lazowska, Levy, Zahorjan

10

Disk performance

- Performance depends on a number of steps
 - **seek**: moving the disk arm to the correct cylinder
 - depends on how fast disk arm can move
 - seek times aren't diminishing very quickly (why?)
 - **rotation (latency)**: waiting for the sector to rotate under head
 - depends on rotation rate of disk
 - rates are increasing, but slowly (why?)
 - **transfer**: transferring data from surface into disk controller, and from there sending it back to host
 - depends on density of bytes on disk
 - increasing, relatively quickly
- When the OS uses the disk, it tries to minimize the cost of all of these steps
 - particularly seeks and rotation

© 2013 Gribble, Lazowska, Levy, Zahorjan

11

Performance via disk layout

- OS may increase file block size in order to reduce seeking
- OS may seek to co-locate “related” items in order to reduce seeking
 - blocks of the same file
 - data and metadata for a file

© 2013 Gribble, Lazowska, Levy, Zahorjan

12

Performance via caching, pre-fetching

- Keep data or metadata in memory to reduce physical disk access
 - problem?
- If file access is sequential, fetch blocks into memory before requested

Performance via disk scheduling

- Seeks are very expensive, so the OS attempts to schedule disk requests that are queued waiting for the disk
 - FCFS (do nothing)
 - reasonable when load is low
 - long waiting time for long request queues
 - SSTF (shortest seek time first)
 - minimize arm movement (seek time), maximize request rate
 - unfairly favors middle blocks
 - SCAN (elevator algorithm)
 - service requests in one direction until done, then reverse
 - skews wait times non-uniformly (why?)
 - C-SCAN
 - like scan, but only go in one direction (typewriter)
 - uniform wait times

Interacting with disks

- In the old days...
 - OS would have to specify cylinder #, sector #, surface #, transfer size
 - i.e., OS needs to know all of the disk parameters
- Modern disks are even more complicated
 - not all sectors are the same size, sectors are remapped, ...
 - disk provides a higher-level interface, e.g., SCSI
 - exports data as a logical array of blocks [0 ... N]
 - maps **logical blocks** to cylinder/surface/sector
 - OS only needs to name logical block #, disk maps this to cylinder/surface/sector
 - on-board cache
 - as a result, physical parameters are hidden from OS
 - both good and bad

© 2013 Gribble, Lazowska, Levy, Zahorjan

15

Seagate Barracuda 3.5" disk drive

- 1 Terabyte of storage (1000 GB)
- \$100
- 4 platters, 8 disk heads
- 63 sectors (512 bytes) per track
- 16,383 cylinders (tracks)
- 164 Gbits / inch-squared (!)
- 7200 RPM
- 300 MB/second transfer
- 9 ms avg. seek, 4.5 ms avg. rotational latency
- 1 ms track-to-track seek
- 32 MB cache



© 2013 Gribble, Lazowska, Levy, Zahorjan

16

Solid state drives: disruption

- Hard drives are based on spinning magnetic platters
 - *mechanics* of drives determine performance characteristics
 - sector addressable, not byte addressable
 - capacity improving exponentially
 - sequential bandwidth improving reasonably
 - random access latency improving very slowly
 - cost dictated by massive economies of scale, and many decades of commercial development and optimization

© 2013 Gribble, Lazowska, Levy, Zahorjan

17

- Solid state drives are based on NAND flash memory
 - no moving parts; performance characteristics driven by electronics and physics – more like RAM than spinning disk
 - relative technological newcomer, so costs are still quite high in comparison to hard drives, but dropping fast



© 2013 Gribble, Lazowska, Levy, Zahorjan

18

SSD performance: reads

- Reads
 - unit of read is a *page*, typically 4KB large
 - today's SSD can typically handle 10,000 – 100,000 reads/s
 - 0.01 – 0.1 ms read latency (50-1000x better than disk seeks)
 - 40-400 MB/s read throughput (1-3x better than disk seq. thpt)

SSD performance: writes

- Writes
 - flash media must be *erased* before it can be written to
 - unit of erase is a block, typically 64-256 pages long
 - usually takes 1-2ms to erase a block
 - blocks can only be erased a certain number of times before they become unusable – typically 10,000 – 1,000,000 times
 - unit of write is a page
 - writing a page can be 2-10x slower than reading a page
- Writing to an SSD is complicated
 - random write to existing block: read block, erase block, write back modified block
 - leads to hard-drive like performance (300 random writes / s)
 - sequential writes to erased blocks: fast!
 - SSD-read like performance (100-200 MB/s)

SSDs: dealing with erases, writes

- Lots of higher-level strategies can help hide the warts of an SSD
 - many of these work by virtualizing pages and blocks on the drive (i.e., exposing logical pages, not physical pages, to the rest of the computer)
 - wear-leveling: when writing, try to spread erases out evenly across physical blocks of the SSD
 - Intel promises 100GB/day x 5 years for its SSD drives
 - log-structured filesystems: convert random writes within a filesystem to log appends on the SSD (more later)
 - build drives out of arrays of SSDs, add lots of cache

SSD cost

- Capacity
 - today, flash SSD costs ~\$1.00/GB (down from \$250 a year ago)
 - 1TB drive costs around \$1000
 - 1TB hard drive costs around \$100
 - Data on cost trends is a little sketchy and preliminary
- Energy
 - SSD is typically more energy efficient than a hard drive
 - 1-2 watts to power an SSD
 - ~10 watts to power a high performance hard drive
 - (can also buy a 1 watt lower-performance drive)