

Natural Language Processing

Lexical semantics, representation learning

Yulia Tsvetkov

yuliats@cs.washington.edu

Language models evaluation

Evaluation: perplexity

- Test data: $\mathcal{S} = \{s_1, s_2, \dots, s_{sent}\}$
 - parameters are estimated on **training data**

$$p(\mathcal{S}) = \prod_{i=1}^{sent} p(s_i)$$

$$\log_2 p(\mathcal{S}) = \sum_{i=1}^{sent} \log_2 p(s_i)$$

$$\text{perplexity} = 2^{-l}, \quad l = \frac{1}{M} \sum_{i=1}^{sent} \log_2 p(s_i)$$

- *sent* is the number of sentences in the test data
- M is the number of words in the test corpus
- **A good language model has high $p(\mathcal{S})$ and low perplexity**

Announcements

- Please review LR, LMs before next class
- Next week's quiz is on Friday
- HW1 deadline soon

Lexical semantics

What do words mean?

- N-gram or text classification methods we've seen so far
 - Words are just strings (or indices w_i in a vocabulary list)
 - That's not very satisfactory!

What are various ways to represent the meaning of a word?

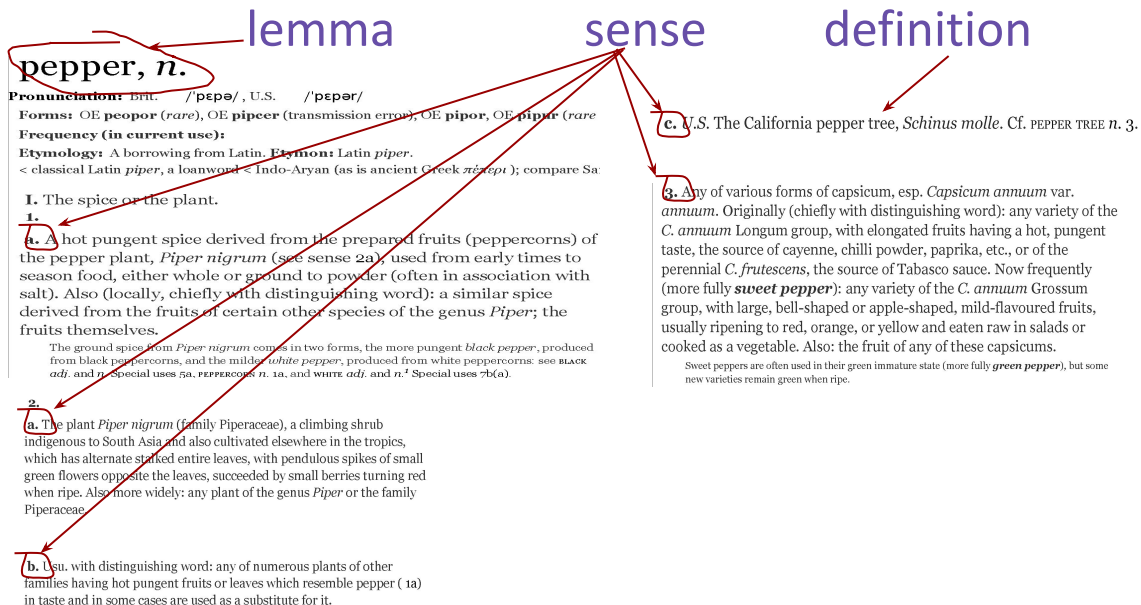
Desiderata

What should a theory of word meaning do for us?

Let's look at some desiderata from **lexical semantics**, the linguistic study of word meaning

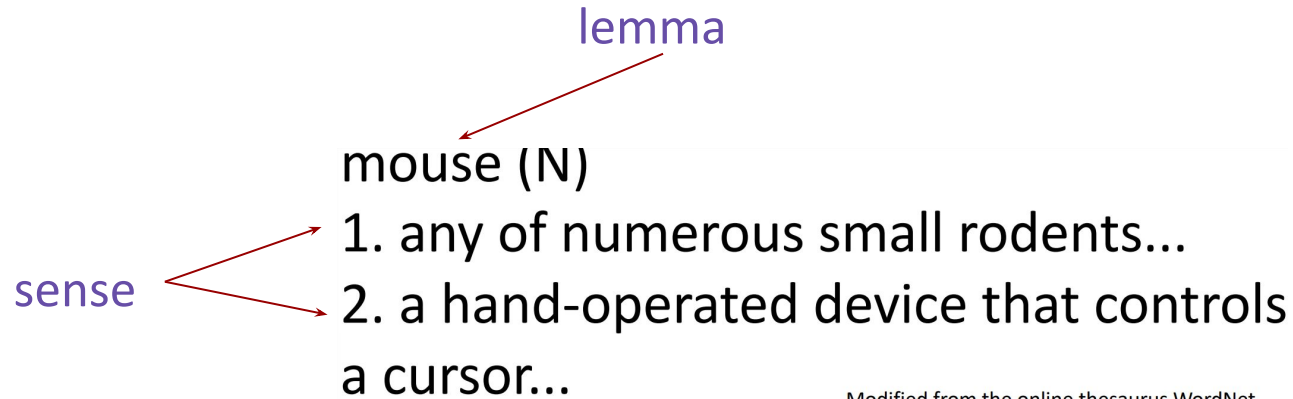
Lexical semantics

- How should we represent the meaning of the word?
 - Words, lemmas, senses, definitions



<http://www.oed.com/>

Lemmas and senses



Modified from the online thesaurus WordNet

A **sense** or “**concept**” is the meaning component of a word Lemmas can be **polysemous** (have multiple senses)

Relation: synonymy

- Synonyms have the same meaning in some or all contexts.
 - filbert / hazelnut
 - couch / sofa
 - big / large
 - automobile / car
 - vomit / throw up
 - Water / H₂O

The Linguistic Principle of Contrast

Difference in form → difference in meaning

- Note that there are probably **no examples of perfect synonymy**
 - Even if many aspects of meaning are identical
 - Still may not preserve the acceptability based on notions of politeness, slang, register, genre, etc.
 - Water / H₂O in a surfing guide?
 - my big sister != my large sister

Relation: antonymy

Senses that are opposites with respect to one feature of meaning

- Otherwise, they are very similar!
 - dark/light short/long fast/slow rise/fall
 - hot/cold up/down in/out

More formally: antonyms can

- define a binary opposition or be at opposite ends of a scale
 - long/short, fast/slow
- be reversives:
 - rise/fall, up/down

Relation: similarity

Words with similar meanings.

- Not synonyms, but sharing some element of meaning
 - car, bicycle
 - cow, horse

Ask humans how similar two words are

word1	word2	similarity
vanish	disappear	9.8
behave	obey	7.3
belief	impression	5.95
muscle	bone	3.65
modest	flexible	0.98
hole	agreement	0.3

SimLex-999 dataset (Hill et al., 2015)

Relation: word relatedness

Also called "word association"

- Words be related in any way, perhaps via a semantic frame or field
 - car, bicycle: **similar**
 - car, gasoline: **related**, not similar

Semantic field

Words that

- cover a particular semantic domain
- bear structured relations with each other

hospitals

surgeon, scalpel, nurse, anaesthetic, hospital

restaurants

waiter, menu, plate, food, menu, chef),

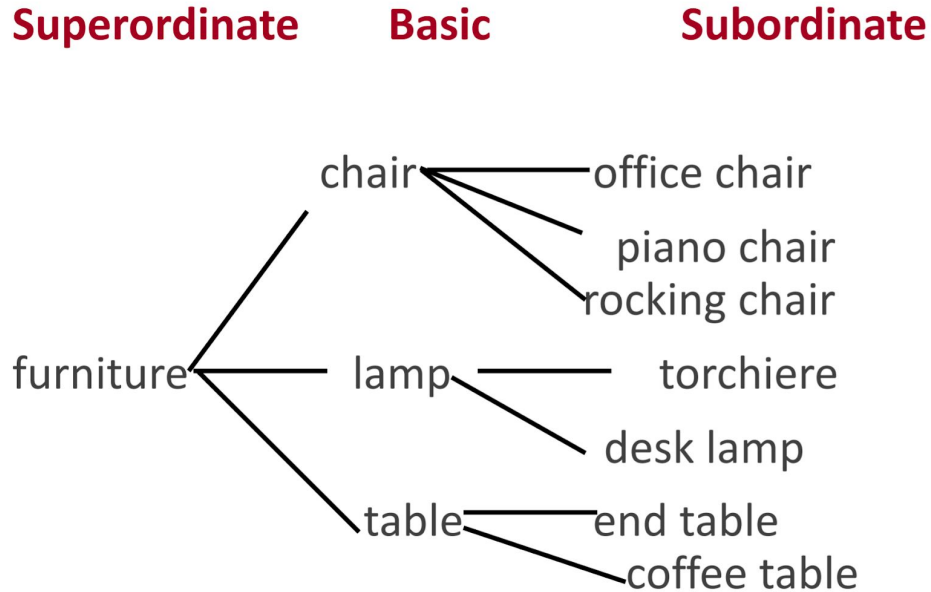
houses

door, roof, kitchen, family, bed

Relation: superordinate/ subordinate

- One sense is a subordinate (**hyponym**) of another if the first sense is more specific, denoting a subclass of the other
 - car is a subordinate of vehicle
 - mango is a subordinate of fruit
- Conversely superordinate (**hypernym**)
 - vehicle is a superordinate of car
 - fruit is a superordinate of mango

Taxonomy



Lexical semantics

- How should we represent the meaning of the word?
 - Dictionary definition
 - Lemma and wordforms
 - Senses
 - Relationships between words or senses
 - Taxonomic relationships
 - Word similarity, word relatedness
 - Semantic frames and roles
 - Connotation and sentiment

Lexical semantics

- How should we represent the meaning of the word?
 - Dictionary definition
 - Lemma and wordforms
 - Senses
 - Relationships between words or senses
 - Taxonomic relationships
 - Word similarity, word relatedness
 - Semantic frames and roles
 - *John hit Bill*
 - *Bill was hit by John*

Lexical Semantics

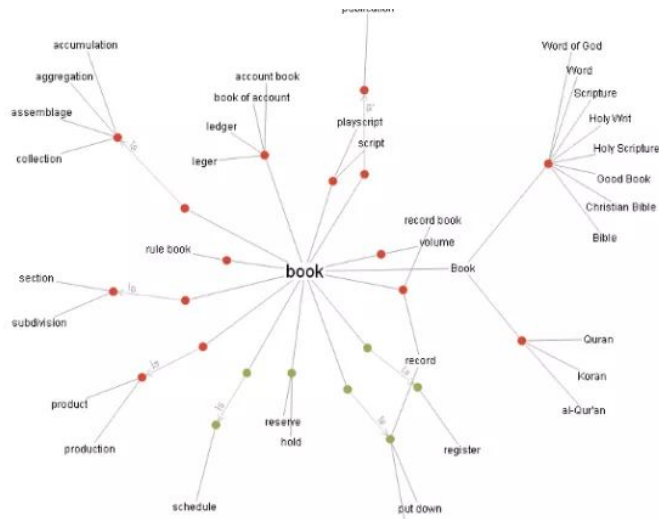
- How should we represent the meaning of the word?
 - Dictionary definition
 - Lemma and wordforms
 - Senses
 - Relationships between words or senses
 - Taxonomic relationships
 - Word similarity, word relatedness
 - Semantic frames and roles
 - Connotation and sentiment
 - *valence*: the pleasantness of the stimulus
 - *arousal*: the intensity of emotion
 - *dominance*: the degree of control exerted by the stimulus

	Valence	Arousal	Dominance
courageous	8.05	5.5	7.38
music	7.67	5.57	6.5
heartbreak	2.45	5.65	3.58
cub	6.71	3.95	4.24
life	6.68	5.59	5.89

Electronic Dictionaries

WordNet

<https://wordnet.princeton.edu/>



WordNet Search - 3.1

- [WordNet home page](#) - [Glossary](#) - [Help](#)

Word to search for:

Display Options:

Key: "S:" = Show Synset (semantic) relations, "W:" = Show Word (lexical) relations

Display options for sense: (gloss) "an example sentence"

Noun

- **S: (n) bank** (sloping land (especially the slope beside a body of water)) *"they pulled the canoe up on the bank"; "he sat on the bank of the river and watched the currents"*
- **S: (n) depository financial institution, bank, banking concern, banking company** (a financial institution that accepts deposits and channels the money into lending activities) *"he cashed a check at the bank"; "that bank holds the mortgage on my home"*
- **S: (n) bank** (a long ridge or pile) *"a huge bank of earth"*
- **S: (n) bank** (an arrangement of similar objects in a row or in tiers) *"he operated a bank of switches"*
- **S: (n) bank** (a supply or stock held in reserve for future use (especially in emergencies))
- **S: (n) bank** (the funds held by a gambling house or the dealer in some gambling games) *"he tried to break the bank at Monte Carlo"*
- **S: (n) bank, cant, camber** (a slope in the turn of a road or track; the outside is higher than the inside in order to reduce the effects of centrifugal force)

Electronic Dictionaries

WordNet

```
from nltk.corpus import wordnet as wn
panda = wn.synset('panda.n.01')
hyper = lambda s: s.hypernyms()
list(panda.closure(hyper))
```

```
[Synset('procyonid.n.01'),
Synset('carnivore.n.01'),
Synset('placental.n.01'),
Synset('mammal.n.01'),
Synset('vertebrate.n.01'),
Synset('chordate.n.01'),
Synset('animal.n.01'),
Synset('organism.n.01'),
Synset('living_thing.n.01'),
Synset('whole.n.02'),
Synset('object.n.01'),
Synset('physical_entity.n.01'),
Synset('entity.n.01')]
```


Problems with discrete representations

- Too coarse
 - *expert* ↔ *skillful*
- Sparse
 - *wicked, badass, ninja*
- Subjective
- Expensive
- Hard to compute word relationships

S: (adj) full, good
 S: (adj) estimable, good, honorable, respectable
 S: (adj) beneficial, good
 S: (adj) good, just, upright
 S: (adj) adept, expert, good, practiced, proficient, skillful
 S: (adj) dear, good, near
 S: (adj) good, right, ripe
 ...
 S: (adv) well, good
 S: (adv) thoroughly, soundly, good
 S: (n) good, goodness
 S: (n) commodity, trade good, good

expert [0 0 0 **1** 0 0 0 0 0 0 0 0 0 0 0]
skillful [0 0 0 0 0 0 0 0 0 0 0 **1** 0 0 0]

- dimensionality: PTB: 50K, Google1T 13M

Distributional hypothesis

“The meaning of a word is its use in the language”

[Wittgenstein PI 43]

“You shall know a word by the company it keeps”

[Firth 1957]

If A and B have almost identical environments we say that they are synonyms.

[Harris 1954]

Example

What does ongchoi mean?

Example

- Suppose you see these sentences:
 - Ongchoi is delicious **sautéed with garlic**.
 - Ongchoi is superb **over rice**
 - Ongchoi **leaves** with salty sauces
- And you've also seen these:
 - ...spinach **sautéed with garlic over rice**
 - Chard stems and **leaves** are delicious
 - Collard greens and other **salty** leafy greens

Ongchoi: *Ipomoea aquatica* "Water Spinach"

Ongchoi is a leafy green like spinach, chard, or collard greens

空心菜
kangkong
rau muống
...



Yamaguchi, Wikimedia Commons, public domain

Model of meaning focusing on similarity

- Each word = a vector
 - not just “word” or word45.
 - similar words are “nearby in space”
 - We build this space automatically by seeing which words are nearby in text



We define meaning of a word as a vector

- Called an "embedding" because it's embedded into a space
- The standard way to represent meaning in NLP

Every modern NLP algorithm uses embeddings as the representation of word meaning

Intuition: why vectors?

Consider sentiment analysis:

- With **words**, a feature is a word identity
 - Feature 5: 'The previous word was "terrible"'
 - requires **exact same word** to be in training and test

- With embeddings:
 - Feature is a word vector
 - 'The previous word was vector [35,22,17...]
 - Now in the test set we might see a similar vector [34,21,14]
 - We can generalize to **similar but unseen** words!!!

There are many kinds of embeddings

- Count-based
 - Words are represented by a simple function of the counts of nearby words
- Class-based
 - Representation is created through hierarchical clustering, Brown clusters
- Distributed prediction-based (type) embeddings
 - Representation is created by training a classifier to distinguish nearby and far-away words: word2vec, fasttext
- Distributed contextual (token) embeddings from language models
 - ELMo, BERT

We'll discuss 2 kinds of embeddings

- **tf-idf**

- Information Retrieval workhorse!
- A common baseline model
- **Sparse** vectors
- Words are represented by (a simple function of) the counts of nearby words

- **Word2vec**

- **Dense** vectors
- Representation is created by training a classifier to predict whether a word is likely to appear nearby
- <https://fasttext.cc/docs/en/crawl-vectors.html>
- Later we'll discuss extensions called **contextual embeddings**

Vector Semantics

Term-document matrix

	As You Like It	Twelfth Night	Julius Caesar	Henry V
battle	1	0	7	17
soldier	2	80	62	89
fool	36	58	1	4
clown	20	15	2	3

Context = appearing in the same document.

Term-document Matrix

	As You Like It	Twelfth Night	Julius Caesar	Henry V
battle	1	0	7	17
soldier	2	80	62	89
fool	36	58	1	4
clown	20	15	2	3

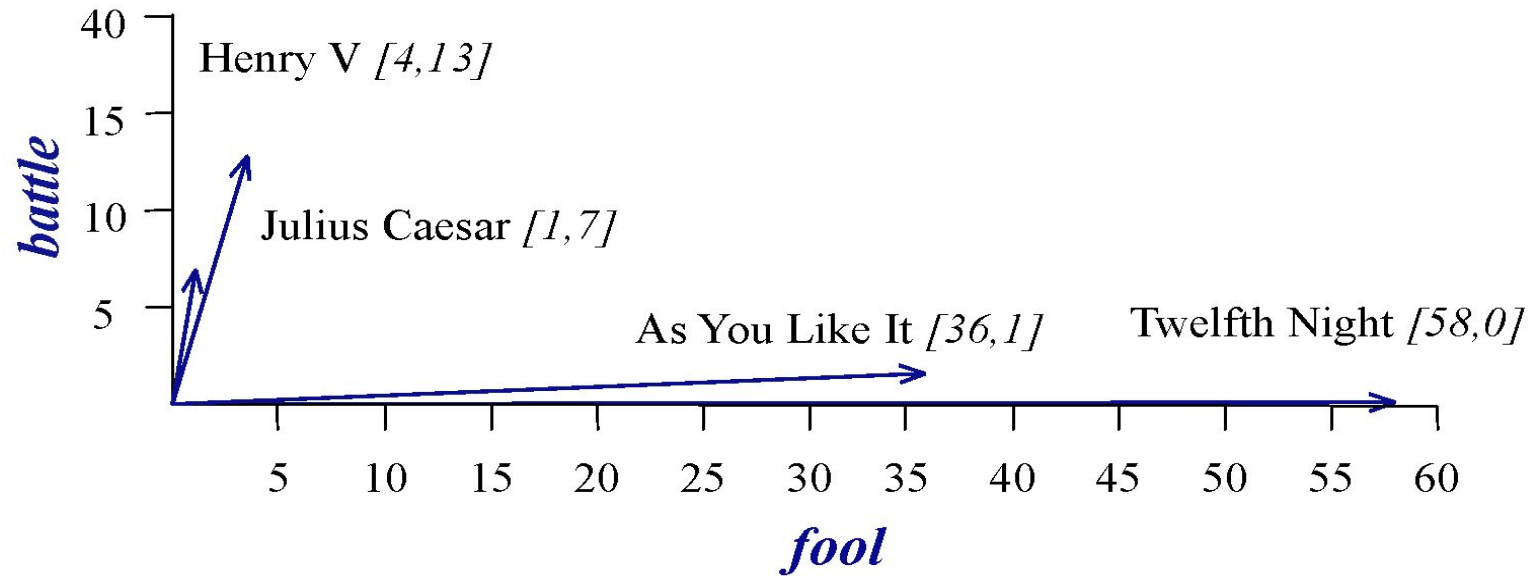
Each document is represented by a vector of words

Vectors are the basis of information retrieval

	As You Like It	Twelfth Night	Julius Caesar	Henry V
battle	1	0	7	13
soldier	2	80	62	89
fool	36	58	1	4
clown	20	15	2	3

- Vectors are similar for the two comedies
- Different than the history
- Comedies have more fools and wit and fewer battles.

Visualizing Document Vectors



Words can be vectors too

	As You Like It	Twelfth Night	Julius Caesar	Henry V
battle	1	0	7	13
good	114	80	62	89
fool	36	58	1	4
clown	20	15	2	3

- battle is "the kind of word that occurs in Julius Caesar and Henry V"
- fool is "the kind of word that occurs in comedies, especially Twelfth Night"

More common: word-word matrix (“term-context matrix”)

	knife	dog	sword	love	like
knife	0	1	6	5	5
dog	1	0	5	5	5
sword	6	5	0	5	5
love	5	5	5	0	5
like	5	5	5	5	2

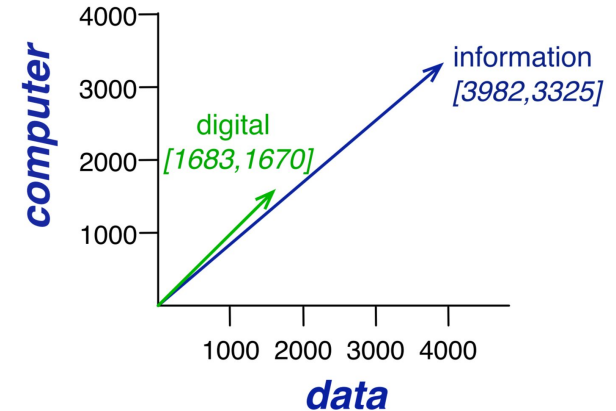
- Two words are “similar” in meaning if their context vectors are similar
 - Similarity == relatedness

Term-context matrix

Two **words** are similar in meaning if their context vectors are similar

is traditionally followed by **cherry** pie, a traditional dessert
 often mixed, such as **strawberry** rhubarb pie. Apple pie
 computer peripherals and personal **digital** assistants. These devices usually
 a computer. This includes **information** available on the internet

	aardvark	...	computer	data	result	pie	sugar	...
cherry	0	...	2	8	9	442	25	...
strawberry	0	...	0	0	1	60	19	...
digital	0	...	1670	1683	85	5	4	...
information	0	...	3325	3982	378	5	13	...



Cosine for computing word similarity

The dot product between two vectors is a scalar:

$$\text{dot product}(\mathbf{v}, \mathbf{w}) = \mathbf{v} \cdot \mathbf{w} = \sum_{i=1}^N v_i w_i = v_1 w_1 + v_2 w_2 + \dots + v_N w_N$$

- The dot product tends to be high when the two vectors have large values in the same dimensions
- Dot product can thus be a useful similarity metric between vectors

Problem with raw dot-product

- Dot product favors long vectors
 - Dot product is higher if a vector is longer (has higher values in many dimension)Vector length:

$$|\mathbf{v}| = \sqrt{\sum_{i=1}^N v_i^2}$$

- Frequent words (of, the, you) have long vectors (since they occur many times with other words).
 - So dot product overly favors frequent words

Alternative: cosine for computing word similarity

$$\text{cosine}(\vec{v}, \vec{w}) = \frac{\vec{v} \cdot \vec{w}}{|\vec{v}| |\vec{w}|} = \frac{\sum_{i=1}^N v_i w_i}{\sqrt{\sum_{i=1}^N v_i^2} \sqrt{\sum_{i=1}^N w_i^2}}$$

Based on the definition of the dot product between two vectors \mathbf{a} and \mathbf{b}

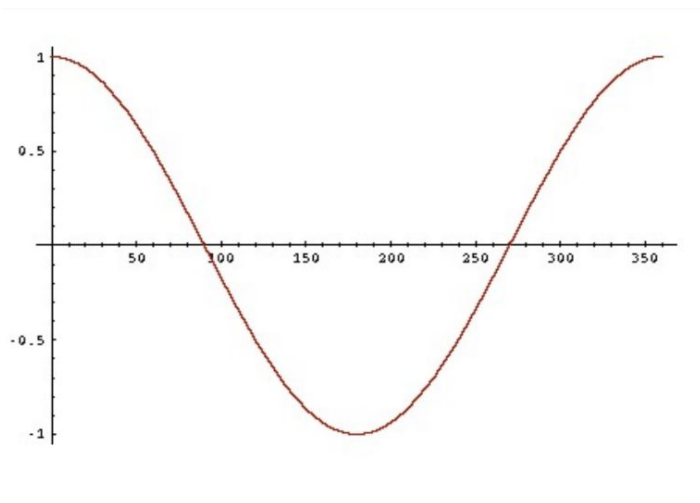
$$\begin{aligned}\mathbf{a} \cdot \mathbf{b} &= |\mathbf{a}| |\mathbf{b}| \cos \theta \\ \frac{\mathbf{a} \cdot \mathbf{b}}{|\mathbf{a}| |\mathbf{b}|} &= \cos \theta\end{aligned}$$

Cosine as a similarity metric

-1: vectors point in opposite directions

+1: vectors point in same directions

0: vectors are orthogonal



- But since raw frequency values are non-negative, the cosine for term-term matrix vectors ranges from 0–1

Cosine examples

$$\cos(\vec{v}, \vec{w}) = \frac{\vec{v} \cdot \vec{w}}{|\vec{v}| |\vec{w}|} = \frac{\vec{v}}{|\vec{v}|} \cdot \frac{\vec{w}}{|\vec{w}|} = \frac{\sum_{i=1}^N v_i w_i}{\sqrt{\sum_{i=1}^N v_i^2} \sqrt{\sum_{i=1}^N w_i^2}}$$

	pie	data	computer
cherry	442	8	2
digital	114	80	62
information	36	58	1

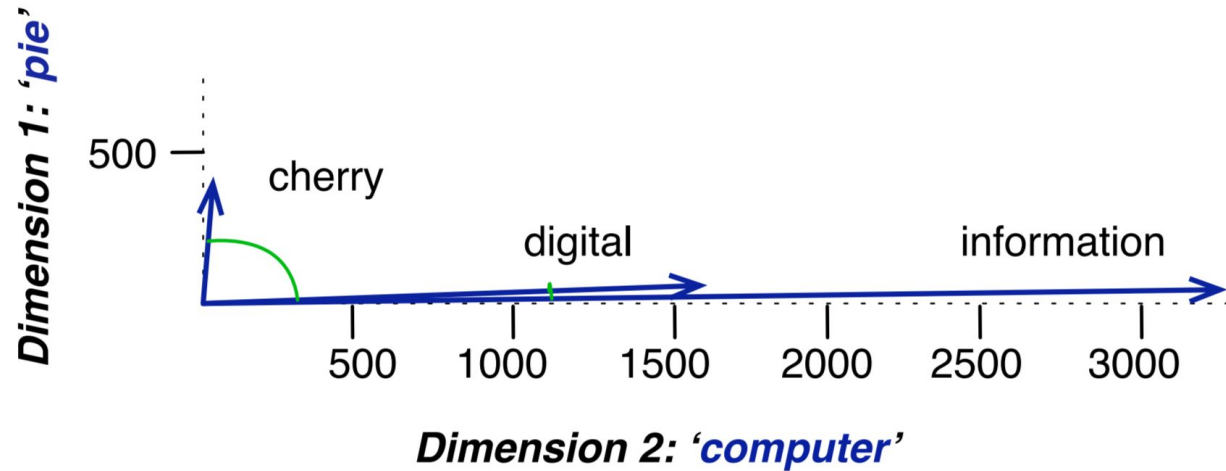
$$\cos(\text{cherry}, \text{information}) =$$

$$\frac{442 * 5 + 8 * 3982 + 2 * 3325}{\sqrt{442^2 + 8^2 + 2^2} \sqrt{5^2 + 3982^2 + 3325^2}} = .017$$

$$\cos(\text{digital}, \text{information}) =$$

$$\frac{5 * 5 + 1683 * 3982 + 1670 * 3325}{\sqrt{5^2 + 1683^2 + 1670^2} \sqrt{5^2 + 3982^2 + 3325^2}} = .996$$

Visualizing angles



Count-based representations

	As You Like It	Twelfth Night	Julius Caesar	Henry V
battle	1	0	7	13
good	114	80	62	89
fool	36	58	1	4
wit	20	15	2	3

- Counts: term-frequency
 - remove stop words
 - use $\log_{10}(\text{tf})$
 - normalize by document length

But raw frequency is a bad representation

- The co-occurrence matrices we have seen represent each cell by word frequencies
- Frequency is clearly useful; if **sugar** appears a lot near **apricot**, that's useful information
- But overly frequent words like **the**, **it**, or **they** are not very informative about the context
- It's a paradox! How can we balance these two conflicting constraints?

Two common solutions for word weighting

tf-idf: tf-idf value for word t in document d :

$$w_{t,d} = \text{tf}_{t,d} \times \text{idf}_t$$

Words like “the” or “it” have very low idf

PMI: Pointwise mutual information

$$\text{PMI}(w_1, w_2) = \log \frac{p(w_1, w_2)}{p(w_1)p(w_2)}$$

See if words like “good” appear more often with “great” than we would expect by chance

TF-IDF

- What to do with words that are evenly distributed across many documents?

$$\text{tf}_{t,d} = \log_{10}(\text{count}(t,d) + 1)$$

$$\text{idf}_i = \log \left(\frac{N}{\text{df}_i} \right)$$

Total # of docs in collection

of docs that have word i

Words like "the" or "good" have very low idf

$$w_{t,d} = \text{tf}_{t,d} \times \text{idf}_t$$

Positive Pointwise Mutual Information (PPMI)

- In word--context matrix
- Do words w and c co-occur more than if they were independent?

$$\text{PMI}(w, c) = \log_2 \frac{P(w, c)}{P(w)P(c)}$$

$$\text{PPMI}(w, c) = \max\left(\log_2 \frac{P(w, c)}{P(w)P(c)}, 0\right)$$

- PMI is biased toward infrequent events
 - Very rare words have very high PMI values
 - Give rare words slightly higher probabilities $\alpha=0.75$

$$\text{PPMI}_\alpha(w, c) = \max\left(\log_2 \frac{P(w, c)}{P(w)P_\alpha(c)}, 0\right)$$


$$P_\alpha(c) = \frac{\text{count}(c)^\alpha}{\sum_c \text{count}(c)^\alpha}$$

#	name	formula	reference
1.	Joint probability	$p(xy)$	(Giuliano, 1964)
2.	Conditional probability	$p(y x)$	(Gregory et al., 1999)
3.	Reverse cond. probability	$p(x y)$	(Gregory et al., 1999)
4.	Pointwise mutual inf. (MI)	$\log \frac{p(xy)}{p(x*)p(y*)}$	(Church and Hanks, 1990)
5.	Mutual dependency (MD)	$\log \frac{p(xy)^2}{p(x*)p(y*)}$	(Thanopoulos et al., 2002)
6.	Log frequency biased MD	$\log \frac{p(xy)^2}{p(x*)p(y*)} + \log p(xy)$	(Thanopoulos et al., 2002)
7.	Normalized expectation	$\frac{2f(xy)}{f(x*)+f(y*)}$	(Smadja and McKeown, 1990)
8.	Mutual expectation	$\frac{2f(xy)}{f(x*)+f(y*)} \cdot p(xy)$	(Dias et al., 2000)
9.	Saliency	$\log \frac{p(xy)^2}{p(x*)p(y*)} \cdot \log f(xy)$	(Kilgarriff and Tugwell, 2001)
10.	Pearson's χ^2 test	$\sum_{i,j} \frac{(f_{ij} - \bar{f}_{ij})^2}{\bar{f}_{ij}}$	(Manning and Schütze, 1999)
11.	Fisher's exact test	$\frac{f(x*)!f(y*)!(f(x*)+f(y*))!}{N!f(xy)!f(x*)!f(y*)!}$	(Pedersen, 1996)
12.	t test	$\frac{f(xy) - \bar{f}(xy)}{\sqrt{f(xy)(1 - (f(xy)/N))}}$	(Church and Hanks, 1990)
13.	z score	$\frac{f(xy) - \bar{f}(xy)}{\sqrt{f(xy)(1 - (f(xy)/N))}}$	(Berry-Rogghe, 1973)
14.	Poisson significance	$\frac{f(xy) - \bar{f}(xy) \log f(xy) + \log f(xy)!}{\log N}$	(Quasthoff and Wolff, 2002)
15.	Log likelihood ratio	$-2 \sum_{i,j} f_{ij} \log \frac{f_{ij}}{\bar{f}_{ij}}$	(Dunning, 1993)
16.	Squared log likelihood ratio	$-2 \sum_{i,j} \frac{\log^2 f_{ij}}{f_{ij}}$	(Inkpen and Hirst, 2002)
17.	Russel-Rao	$\frac{a}{a+b+c+d}$	(Russel and Rao, 1940)
18.	Sokal-Michiner	$\frac{a+d}{a+b+c+d}$	(Sokal and Michener, 1958)
19.	Rogers-Tanimoto	$\frac{a+d}{a+2b+2c+d}$	(Rogers and Tanimoto, 1960)
20.	Hamann	$\frac{(a+d) - (b+c)}{a+b+c+d}$	(Hamann, 1961)
21.	Third Sokal-Sneath	$\frac{b+c}{a+d}$	(Sokal and Sneath, 1963)
22.	Jaccard	$\frac{a}{a+b+c}$	(Jaccard, 1912)
23.	First Kulczynski	$\frac{a}{b+c}$	(Kulczynski, 1927)
24.	Second Sokal-Sneath	$\frac{a}{a+2(b+c)}$	(Sokal and Sneath, 1963)
25.	Second Kulczynski	$\frac{1}{2} (\frac{a}{a+b} + \frac{a}{a+c})$	(Kulczynski, 1927)
26.	Fourth Sokal-Sneath	$\frac{1}{4} (\frac{a}{a+b} + \frac{a}{a+c} + \frac{d}{a+b} + \frac{d}{a+c})$	(Kulczynski, 1927)
27.	Odds ratio	$\frac{ad}{bc}$	(Tan et al., 2002)
28.	Yulle's ω	$\frac{\sqrt{ad} - \sqrt{bc}}{\sqrt{ad} + \sqrt{bc}}$	(Tan et al., 2002)
29.	Yulle's Q	$\frac{ad-bc}{ad+bc}$	(Tan et al., 2002)
30.	Driver-Kroeber	$\frac{a}{\sqrt{(a+b)(a+c)}}$	(Driver and Kroeber, 1932)

#	name	formula	reference
31.	Fifth Sokal-Sneath	$\frac{ad}{\sqrt{(a+b)(a+c)(d+b)(d+c)}}$	(Sokal and Sneath, 1963)
32.	Pearson	$\frac{ad-bc}{\sqrt{(a+b)(a+c)(d+b)(d+c)}}$	(Pearson, 1950)
33.	Baroni-Urbani	$\frac{a+\sqrt{ad}}{a+b+c+\sqrt{ad}}$	(Baroni-Urbani and Buser, 1976)
34.	Braun-Blanquet	$\frac{a}{\max(a+b, a+c)}$	(Braun-Blanquet, 1932)
35.	Simpson	$\frac{a}{\min(a+b, a+c)}$	(Simpson, 1943)
36.	Michael	$\frac{d(ad-bc)}{(a+d)^2 + (b+c)^2}$	(Michael, 1920)
37.	Mountford	$\frac{2a}{2bc+ab+ac}$	(Kaufman and Rousseeuw, 1990)
38.	Fager	$\frac{a}{\sqrt{(a+b)(a+c)}} - \frac{1}{2} \max(b, c)$	(Kaufman and Rousseeuw, 1990)
39.	Unigram subtuples	$\log \frac{ad}{bc} - 3.29 \sqrt{\frac{1}{a} + \frac{1}{b} + \frac{1}{c} + \frac{1}{d}}$	(Blaheta and Johnson, 2001)
40.	U cost	$\log(1 + \frac{\min(b,c)+a}{\max(b,c)+a})$	(Tulloss, 1997)
41.	S cost	$\log(1 + \frac{\min(b,c)}{a+1}) - \frac{1}{2}$	(Tulloss, 1997)
42.	R cost	$\log(1 + \frac{a}{a+b}) \cdot \log(1 + \frac{a}{a+c})$	(Tulloss, 1997)
43.	T combined cost	$\sqrt{U \times S \times R}$	(Tulloss, 1997)
44.	Phi	$\frac{p(xy) - p(x*)p(y*)}{\sqrt{p(x*)p(y*)(1-p(x*)) (1-p(y*))}}$	(Tan et al., 2002)
45.	Kappa	$\frac{p(xy) + p(\bar{x}\bar{y}) - p(x*)p(y*) - p(\bar{x}*\bar{y})}{1 - p(x*)p(y*) - p(x*)p(\bar{y})}$	(Tan et al., 2002)
46.	J measure	$\max\{p(xy) \log \frac{p(y x)}{p(y*)} + p(\bar{x}\bar{y}) \log \frac{p(\bar{y} \bar{x})}{p(y*)}, p(xy) \log \frac{p(x y)}{p(x*)} + p(\bar{x}\bar{y}) \log \frac{p(\bar{x} \bar{y})}{p(x*)}\}$	(Tan et al., 2002)
47.	Gini index	$\max\{p(x*)(p(y x)^2 + p(\bar{y} \bar{x})^2) - p(y*)^2, p(\bar{x}*)(p(y \bar{x})^2 + p(\bar{y} \bar{x})^2) - p(\bar{y}*)^2, p(y*)(p(x y)^2 + p(\bar{x} \bar{y})^2) - p(x*)^2, p(\bar{y}*)(p(x \bar{y})^2 + p(\bar{x} \bar{y})^2) - p(\bar{x}*)^2\}$	(Tan et al., 2002)
48.	Confidence	$\max\{p(y x), p(x y)\}$	(Tan et al., 2002)
49.	Laplace	$\max\{\frac{Np(xy)+1}{Np(x*)+2}, \frac{Np(x y)+1}{Np(y*)+2}\}$	(Tan et al., 2002)
50.	Conviction	$\max\{\frac{p(x*)p(y*)}{p(xy)}, \frac{p(x*)p(y*)}{p(\bar{x}\bar{y})}\}$	(Tan et al., 2002)
51.	Pietersky-Shapiro	$p(xy) - p(x*)p(y*)$	(Tan et al., 2002)
52.	Certainty factor	$\max\{\frac{p(y x) - p(y*)}{1 - p(y*)}, \frac{p(x y) - p(x*)}{1 - p(x*)}\}$	(Tan et al., 2002)
53.	Added value (AV)	$\max\{p(y x) - p(y*), p(x y) - p(x*)\}$	(Tan et al., 2002)
54.	Collective strength	$\frac{p(xy) + p(\bar{x}\bar{y})}{p(x*)p(y*) + p(x*)p(\bar{y})} \cdot \frac{1 - p(x*)p(y*) - p(\bar{x}*)p(\bar{y}*)}{1 - p(xy) - p(\bar{x}\bar{y})}$	(Tan et al., 2002)
55.	Klosgen	$\sqrt{p(xy)} \cdot AV$	(Tan et al., 2002)

Dimensionality Reduction

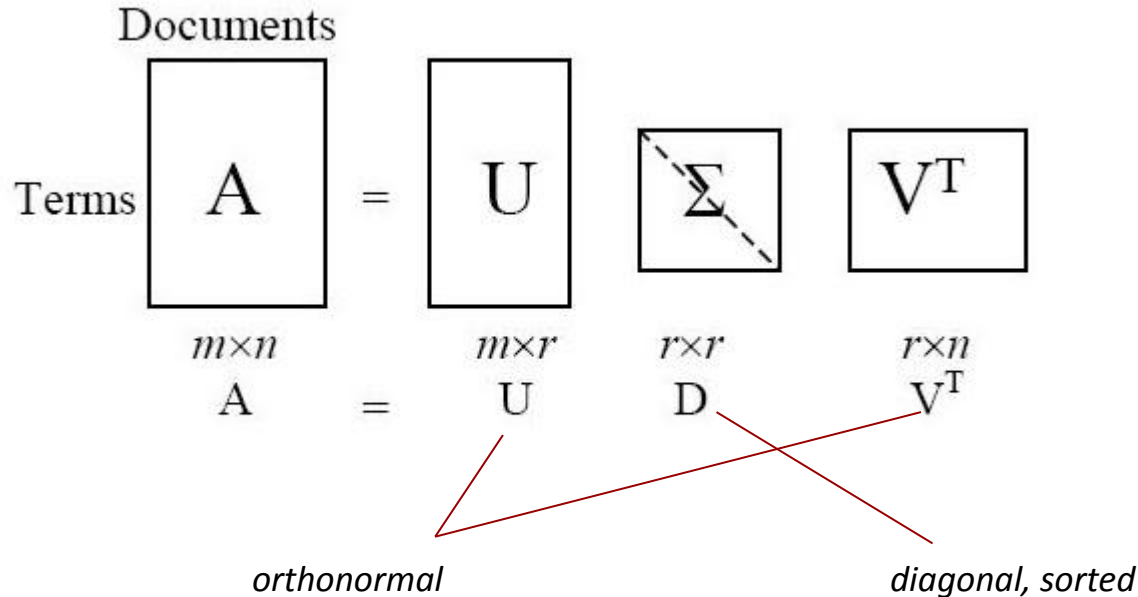
- Wikipedia: ~29 million English documents. Vocab: ~1M words.
 - High dimensionality of word--document matrix
 - Sparsity
 - The order of rows and columns doesn't matter
- Goal:
 - good similarity measure for words or documents
 - dense representation
- Sparse vs Dense vectors
 - Short vectors may be easier to use as features in machine learning (less weights to tune)
 - Dense vectors may generalize better than storing explicit counts
 - They may do better at capturing synonymy
 - In practice, they work better



A	0
a	0
aa	0
aal	0
aalii	0
aam	0
Aani	0
aardvark	1
aardwolf	0
...	0
zymotoxic	0
zymurgy	0
Zyrenian	0
Zyrian	0
Zyryan	0
zythem	0
Zythia	0
zythum	0
Zyzomys	0
Zyzzogeton	0

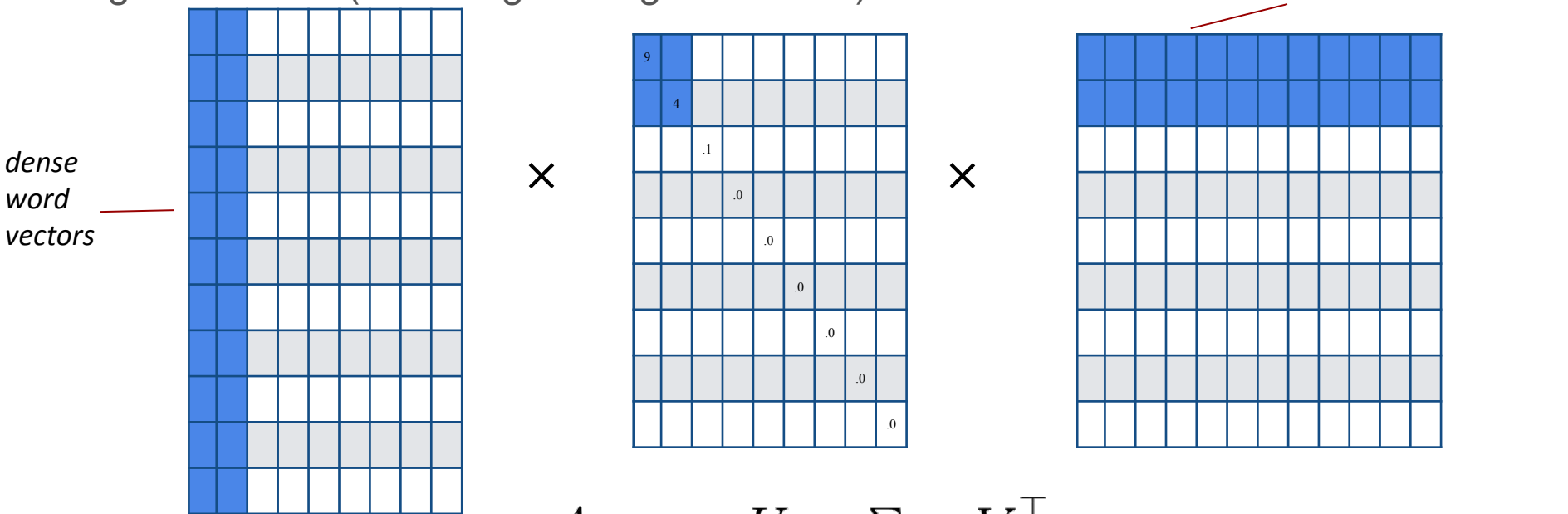
Singular Value Decomposition (SVD)

- Solution idea:
 - Find a projection into a low-dimensional space (~300 dim)
 - That gives us a best separation between features



Truncated SVD

We can approximate the full matrix by only considering the leftmost k terms in the diagonal matrix (the k largest singular values)



$$A_{m \times n} \approx U_{m \times k} \Sigma_{k \times k} V_{k \times n}^T$$

$$k \ll m, n$$

Latent Semantic Analysis

#0	#1	#2	#3	#4	#5
we	music	company	how	program	10
said	film	mr	what	project	30
have	theater	its	about	russian	11
they	mr	inc	their	space	12
not	this	stock	or	russia	15
but	who	companies	this	center	13
be	movie	sales	are	programs	14
do	which	shares	history	clark	20
he	show	said	be	aircraft	sept
this	about	business	social	ballet	16
there	dance	share	these	its	25
you	its	chief	other	projects	17
are	disney	executive	research	orchestra	18
what	play	president	writes	development	19
if	production	group	language	work	21

Evaluation

- Intrinsic
- Extrinsic
- Qualitative

WORD	d1	d2	d3	d4	d5	...	d50
summer	0.12	0.21	0.07	0.25	0.33	...	0.51
spring	0.19	0.57	0.99	0.30	0.02	...	0.73
fall	0.53	0.77	0.43	0.20	0.29	...	0.85
light	0.00	0.68	0.84	0.45	0.11	...	0.03
clear	0.27	0.50	0.21	0.56	0.25	...	0.32
blizzard	0.15	0.05	0.64	0.17	0.99	...	0.23

Extrinsic Evaluation

- Chunking
- POS tagging
- Parsing
- MT
- SRL
- Topic categorization
- Sentiment analysis
- Metaphor detection
- etc.
-

Intrinsic Evaluation

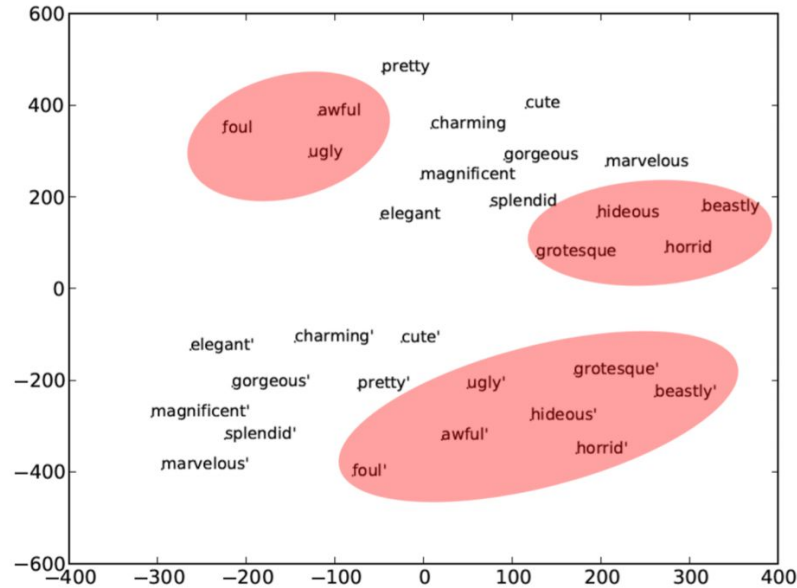
word1	word2	similarity (humans)
vanish	disappear	9.8
behave	obey	7.3
belief	impression	5.95
muscle	bone	3.65
modest	flexible	0.98
hole	agreement	0.3

similarity (embeddings)
1.1
0.5
0.3
1.7
0.98
0.3

Spearman's rho (human ranks, model ranks)

- WS-353 (Finkelstein et al. '02)
- MEN-3k (Bruni et al. '12)
- SimLex-999 dataset (Hill et al., 2015)

Visualisation



[Faruqui et al., 2015]

Figure 6.5: Monolingual (top) and multilingual (bottom; marked with apostrophe) word projections of the antonyms (shown in red) and synonyms of “beautiful”.

- Visualizing Data using t-SNE (van der Maaten & Hinton’08)