

CSE 444: Database Internals

Lecture 7 Query Execution and Operator Algorithms (part 1)

CSE 444 - Winter 2017

1

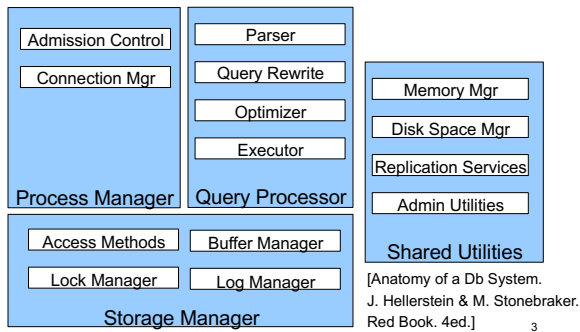
What We Have Learned So Far

- Overview of the architecture of a DBMS
- Access methods
 - Heap files, sequential files, Indexes (hash or B+ trees)
- Role of buffer manager
- Practiced the concepts in hw1 and lab1

CSE 444 - Winter 2017

2

DBMS Architecture



[Anatomy of a Db System.
J. Hellerstein & M. Stonebraker.
Red Book. 4ed.]

3

Next Lectures

- How to answer queries **efficiently!**
 - **Physical query plans and operator algorithms**
- How to automatically find good query plans
 - How to compute the cost of a complete plan
 - How to pick a good query plan for a query
 - i.e., Query optimization

CSE 444 - Winter 2017

4

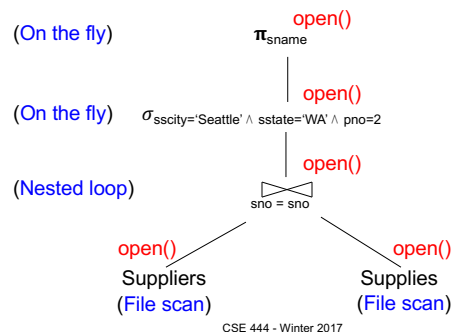
Query Execution Bottom Line

- SQL query transformed into **physical plan**
 - **Access path selection** for each relation
 - **Implementation choice** for each operator
 - **Scheduling decisions** for operators
- Execution of the physical plan is pull-based
- Operators given a limited amount of memory

CSE 444 - Winter 2017

5

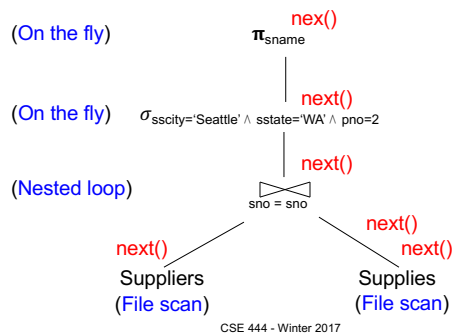
Pipelined Query Execution



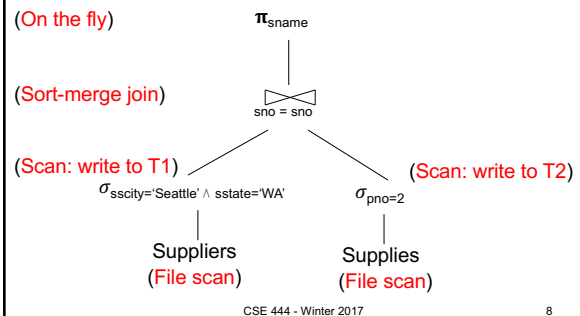
CSE 444 - Winter 2017

6

Pipelined Query Execution



Intermediate Tuple Materialization



Memory Management

Each operator:

- Pre-allocates heap space for tuples
 - Pointers to base data in buffer pool
 - Or new tuples on the heap
- Allocates memory for its internal state
 - Either on heap or buffer pool (depends on system)

DMBS may **limit** how much memory each operator, or each query can use

CSE 444 - Winter 2017

9

Operator Algorithms

CSE 444 - Winter 2017

10

Operator Algorithms

Design criteria

- Cost: IO, CPU, Network
- Memory utilization
- Load balance (for parallel operators)

CSE 444 - Winter 2017

11

Cost Parameters

- **Cost = total number of I/Os**
 - This is a simplification that ignores CPU, network
- **Parameters:**
 - $B(R)$ = # of blocks (i.e., pages) for relation R
 - $T(R)$ = # of tuples in relation R
 - $V(R, a)$ = # of distinct values of attribute a
 - When a is a key, $V(R, a) = T(R)$
 - When a is not a key, $V(R, a)$ can be anything < $T(R)$

CSE 444 - Winter 2017

12

Convention

- **Cost** = the cost of **reading** operands from disk
- Cost of **writing** the result to disk is *not included*; need to count it separately when applicable

CSE 444 - Winter 2017

13

Outline

- **Join operator algorithms**
 - One-pass algorithms (Sec. 15.2 and 15.3)
 - Index-based algorithms (Sec 15.6)
 - Two-pass algorithms (Sec 15.4 and 15.5)
- Note about readings:
 - In class, we discuss only algorithms for joins
 - Other operators are easier: read the book

CSE 444 - Winter 2017

14

Join Algorithms

- Hash join
- Nested loop join
- Sort-merge join

CSE 444 - Winter 2017

15

Hash Join

Hash join: $R \bowtie S$

- Scan R, build buckets in main memory
- Then scan S and join
- Cost: $B(R) + B(S)$
- One-pass algorithm when $B(R) \leq M$

CSE 444 - Winter 2017

16

Hash Join Example

Patient(pid, name, address)
 Insurance(pid, provider, policy_nb)
 Patient \bowtie Insurance

| Patient | | | Insurance | | |
|---------|--------|-----------|-----------|--------|-----|
| 1 | 'Bob' | 'Seattle' | 2 | 'Blue' | 123 |
| 2 | 'Ela' | 'Everett' | 4 | 'Prem' | 432 |
| 3 | 'Jill' | 'Kent' | 4 | 'Prem' | 343 |
| 4 | 'Joe' | 'Seattle' | 3 | 'GrpH' | 554 |

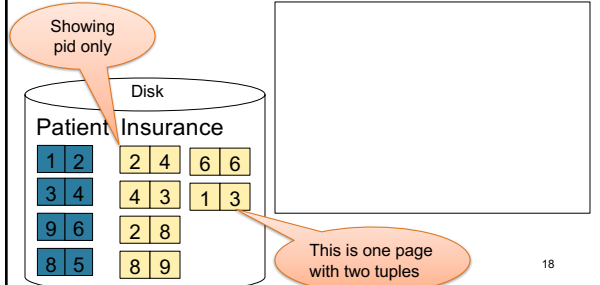
Two tuples per page

17

Hash Join Example

Patient \bowtie Insurance

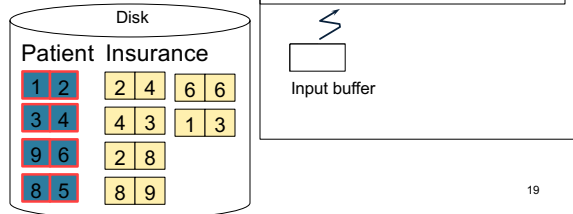
Memory M = 21 pages



18

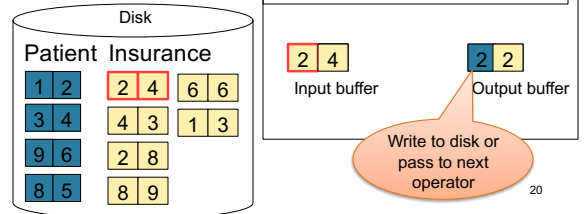
Hash Join Example

Step 1: Scan Patient and **build** hash table in memory
Can be done in method open()



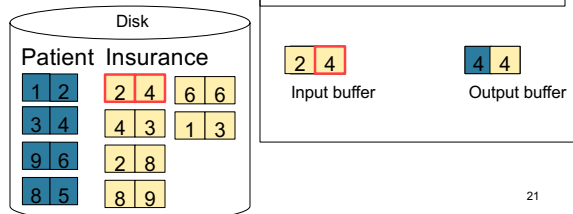
Hash Join Example

Step 2: Scan Insurance and **probe** into hash table
Done during calls to next()



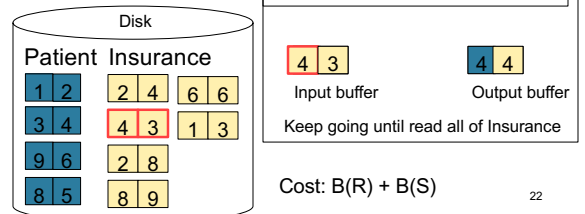
Hash Join Example

Step 2: Scan Insurance and **probe** into hash table
Done during calls to next()



Hash Join Example

Step 2: Scan Insurance and **probe** into hash table
Done during calls to next()



Nested Loop Joins

- Tuple-based nested loop $R \bowtie S$
- R is the outer relation, S is the inner relation

```
for each tuple t1 in R do
  for each tuple t2 in S do
    if t1 and t2 join then output (t1,t2)
```

What is the Cost?

Nested Loop Joins

- Tuple-based nested loop $R \bowtie S$
- R is the outer relation, S is the inner relation

```
for each tuple t1 in R do
  for each tuple t2 in S do
    if t1 and t2 join then output (t1,t2)
```

What is the Cost?

- Cost: B(R) + T(R) B(S)
- Multiple-pass since S is read many times

Page-at-a-time Refinement

```

for each page of tuples r in R do
  for each page of tuples s in S do
    for all pairs of tuples t1 in r, t2 in s
      if t1 and t2 join then output (t1,t2)
    
```

What is the Cost?

Page-at-a-time Refinement

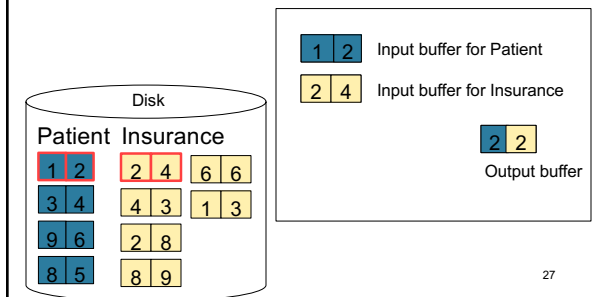
```

for each page of tuples r in R do
  for each page of tuples s in S do
    for all pairs of tuples t1 in r, t2 in s
      if t1 and t2 join then output (t1,t2)
    
```

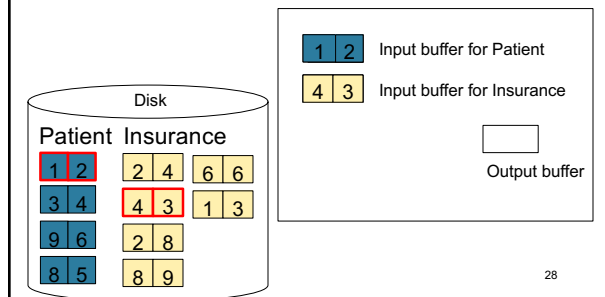
• Cost: $B(R) + B(R)B(S)$

What is the Cost?

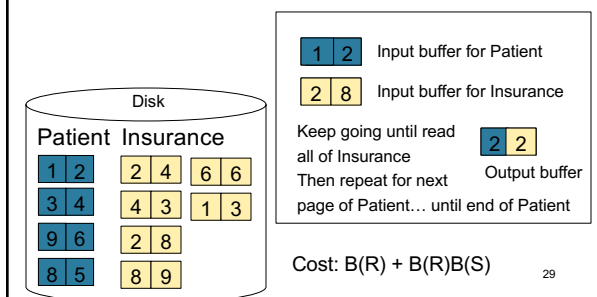
Page-at-a-time Refinement



Page-at-a-time Refinement



Page-at-a-time Refinement



Block-Nested-Loop Refinement

```

for each group of M-1 pages r in R do
  for each page of tuples s in S do
    for all pairs of tuples t1 in r, t2 in s
      if t1 and t2 join then output (t1,t2)
    
```

What is the Cost?

Block-Nested-Loop Refinement

```

for each group of M-1 pages r in R do
  for each page of tuples s in S do
    for all pairs of tuples t1 in r, t2 in s
      if t1 and t2 join then output (t1,t2)
    
```

- Cost: $B(R) + B(R)B(S)/(M-1)$

What is the Cost?

Sort-Merge Join

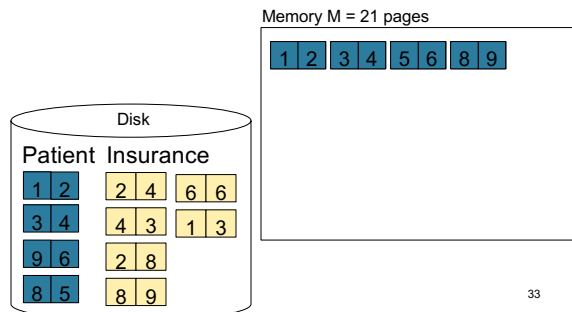
Sort-merge join: $R \bowtie S$

- Scan R and sort in main memory
- Scan S and sort in main memory
- Merge R and S

- Cost: $B(R) + B(S)$
- One pass algorithm when $B(S) + B(R) \leq M$
- Typically, this is NOT a one pass algorithm

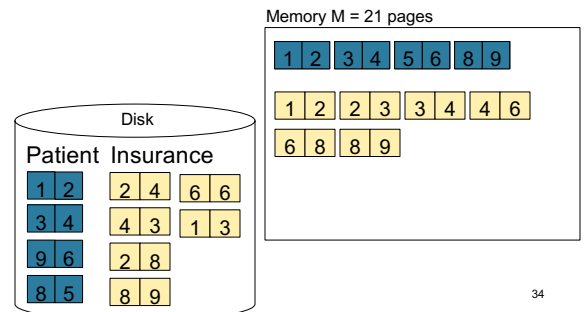
Sort-Merge Join Example

Step 1: Scan Patient and **sort** in memory



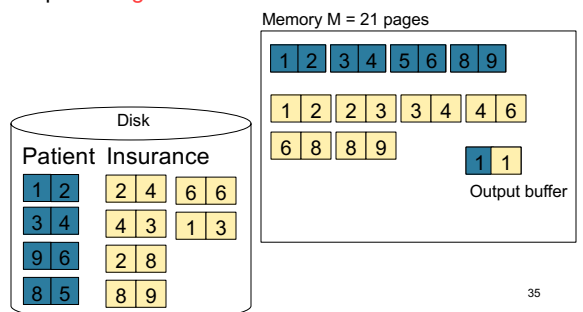
Sort-Merge Join Example

Step 2: Scan Insurance and **sort** in memory



Sort-Merge Join Example

Step 3: **Merge** Patient and Insurance



Sort-Merge Join Example

Step 3: **Merge** Patient and Insurance

