

CSE 444: Database Internals

Lecture 3 DBMS Architecture

CSE 444 - Spring 2015

1

Upcoming Deadlines

- Lab 1 Part 1 is due today at 11pm
 - Go through logistics of getting started
 - Start to make some small changes to the code
- HW1 is due on Wednesday at 11pm
 - Closely related to Lab 1
 - You need lecture 4 to do the homework
 - Helps you think about Lab 1 before implementing it... but don't wait until Wednesday to continue on Lab 1!!!
- 544M first reading assignment due on Monday at 11pm
- Lab 1 is due next Friday at 11pm
 - A lot more work than part 1

CSE 444 - Spring 2015

2

Late Days

- 4 late days total – At most 2 per lab or homework
- Can use in 24 hour chunks at any time
- NO OTHER EXTENSIONS!
- Try to save late days for later in the quarter
- But no late days for final project

CSE 444 - Spring 2015

3

What we already know...

- Database = collection of related files
- DBMS = program that manages the database

CSE 444 - Spring 2015

4

What we already know...

- Data models: relational, semi-structured (XML), graph (RDF), key-value pairs
- Relational model: defines only the logical model, and does not define a physical storage of the data

CSE 444 - Spring 2015

5

What we already know...

Relational Query Language:

- Set-at-a-time: instead of tuple-at-a-time
- Declarative: user says what they want and not how to get it
- Query optimizer: from *what* to *how*

CSE 444 - Spring 2015

6

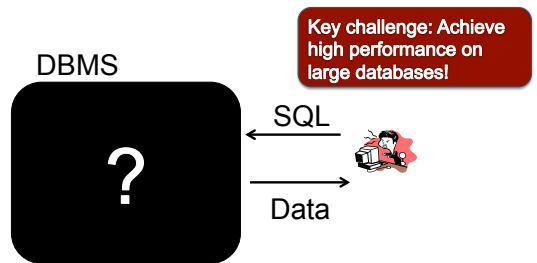
Benefits of relational model

- **Physical data independence**
 - Can change physical data organization on disk for performance *without affecting applications*
 - Thanks to logical data model and set-at-a-time query language
- **Logical data independence**
 - Can change logical schema *without affecting applications*
 - Thanks to views and query rewriting

CSE 444 - Spring 2015

7

How to Implement a Relational DBMS?



CSE 444 - Spring 2015

8

Goal for Today

Overview of DBMS architecture

Overview of query execution

CSE 444 - Spring 2015

9

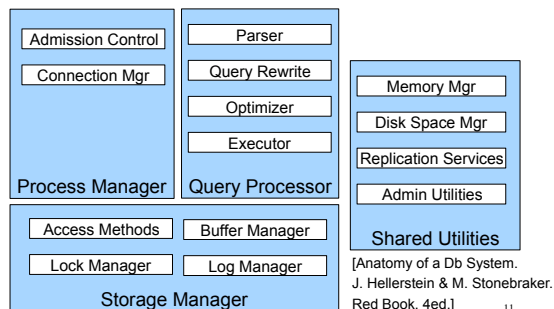
DBMS Architecture

(on the white board)

CSE 444 - Spring 2015

10

DBMS Architecture



11

Query Processor

CSE 444 - Spring 2015

12

Example Database Schema

```
Supplier (sno, sname, scity, sstate)
Part (pno, pname, psize, pcolor)
Supply (sno, pno, price)
```

View: Suppliers in Seattle

```
CREATE VIEW NearbySupp AS
SELECT sno, sname
FROM Supplier
WHERE scity='Seattle' AND sstate='WA'
```

13

Example Query

- Find the names of all suppliers in Seattle who supply part number 2

```
SELECT sname FROM NearbySupp
WHERE sno IN ( SELECT sno
               FROM Supplies
               WHERE pno = 2 )
```

CSE 444 - Spring 2015

14

Query Processor

- Step 1: Parser**
 - Parses query into an internal format
 - Performs various checks using **catalog**
 - Correctness, authorization, integrity constraints
 - Typically, catalog is stored in the form of set of relations
- Step 2: Query rewrite**
 - View rewriting, flattening, etc.

CSE 444 - Spring 2015

15

Rewritten Version of Our Query

Original query:

```
SELECT sname
FROM NearbySupp
WHERE sno IN ( SELECT sno
               FROM Supplies
               WHERE pno = 2 )
```

Rewritten query:

```
SELECT S.sname
FROM Supplier S, Supplies U
WHERE S.scity='Seattle' AND S.sstate='WA'
AND S.sno = U.sno
AND U.pno = 2;
```

CSE 444 - Spring 2015

16

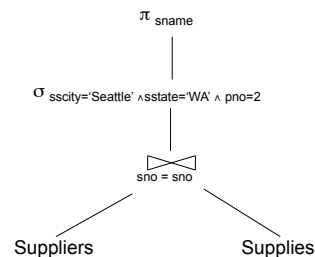
Query Processor

- Step 3: Optimizer**
 - Find an efficient query plan for executing the query
 - A query plan is**
 - Logical:** An extended relational algebra tree
 - Physical:** With additional annotations at each node
 - Access method to use for each relation
 - Implementation to use for each relational operator
- Step 4: Executor**
 - Actually executes the physical plan

CSE 444 - Spring 2015

17

Logical Query Plan



CSE 444 - Spring 2015

18

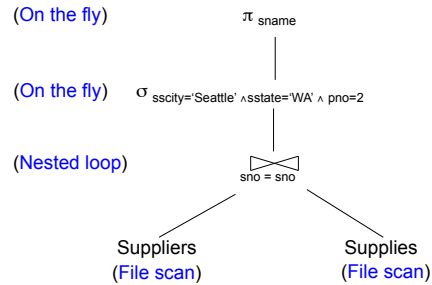
Physical Query Plan

- Logical query plan with extra annotations
- **Access path selection** for each relation
 - Use a file scan or use an index
- **Implementation choice** for each operator
- **Scheduling decisions** for operators

CSE 444 - Spring 2015

19

Physical Query Plan



CSE 444 - Spring 2015

20

Query Executor

CSE 444 - Spring 2015

21

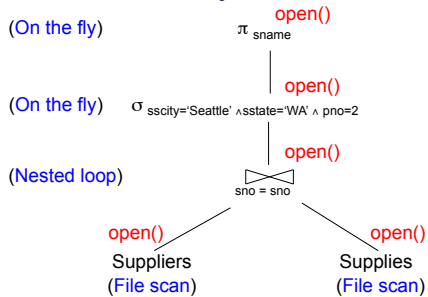
Iterator Interface

- Each operator implements this interface
- **open()**
 - Initializes operator state
 - Sets parameters such as selection condition
- **next()**
 - Operator invokes next() recursively on its inputs
 - Performs processing and produces an output tuple
- **close()**: clean-up state

CSE 444 - Spring 2015

22

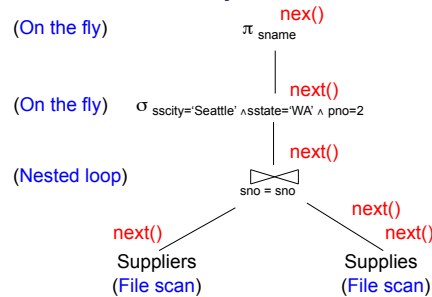
Query Execution



CSE 444 - Spring 2015

23

Query Execution



CSE 444 - Spring 2015

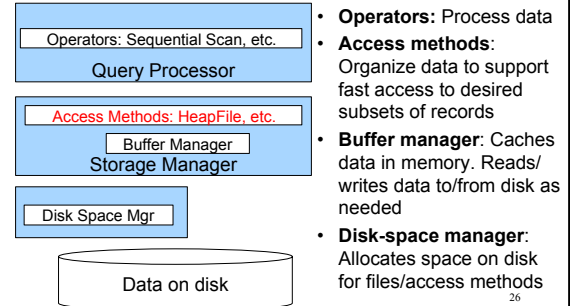
24

Storage Manager

CSE 444 - Spring 2015

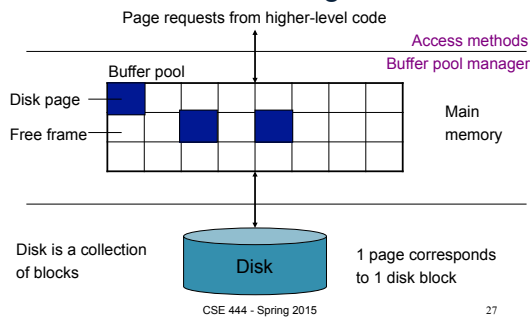
25

Access Methods



26

Buffer Manager



CSE 444 - Spring 2015

27

Buffer Manager

- Brings pages in from memory and caches them
- Eviction policies
 - Random page (ok for SimpleDB)
 - Least-recently used
 - The “clock” algorithm (see whiteboard or book)
- Keeps track of which **pages are dirty**
 - A dirty page has changes not reflected on disk
 - Implementation: Each page includes a dirty bit

CSE 444 - Spring 2015

28

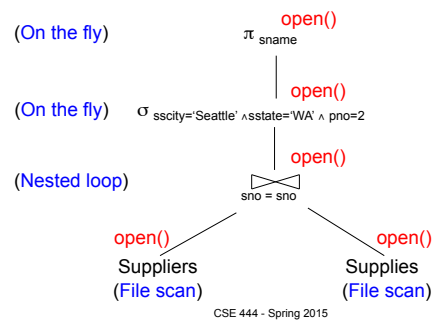
Access Methods

- A DBMS stores data on disk by breaking it into *pages*
 - A page is the size of a disk block.
 - A page is the unit of disk IO
- Buffer manager caches these pages in memory
- Access methods do the following:
 - They organize pages into collections called *DB files*
 - They organize data inside pages
 - They provide an API for operators to access data in these files
- Discussion:
 - OS vs DBMS files
 - OS vs DBMS buffer manager

CSE 444 - Spring 2015

29

Query Execution How it all Fits Together



CSE 444 - Spring 2015

30

