

3e Digital Mock-Up

11/13/2014

Lane Felker, Monique Franklin, Kristen Olson, Jessica Wong

IE+

After our usability testing we decided to develop the system formally known as “Clip” into an app to be used on tablets known as IE+ in conjunction with a web portal. With the increase of technology usage in the classroom IE+ will facilitate streamlined data collection for busy teachers to communicate with parents.

Task 1: Allow parents and teachers to aggregate all IEP information so that it is easily accessible through eclectic situations and environments. Please note IE+ is for teacher usage. The IE+ web portal design incorporates Task 1 and 2 for teachers and parents.

Step 1:

View the home screen. View “All Accommodations” to see which students require specific accommodations.

All Accommodations				IE+
All Students				
S.A.	J.B.	J.D.	K.E.	
N.E.	L.F.	I.H.	B.L.	
S.L.	J.O.	T.R.	T.T.	
C.V.	A.V.	E.W.	G.W.	

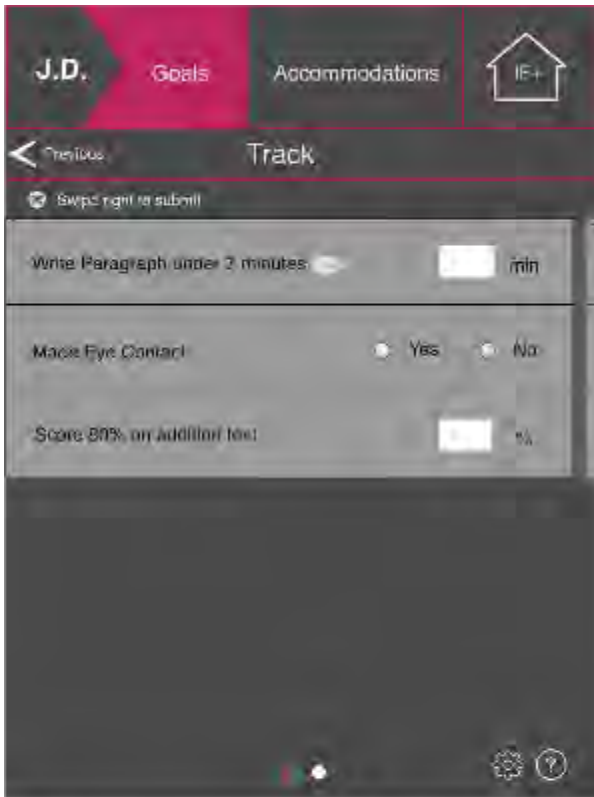
Step 2:

Select student “J.D.” to view “All detailed student profile. Alternate shading was added to distinguish rows.

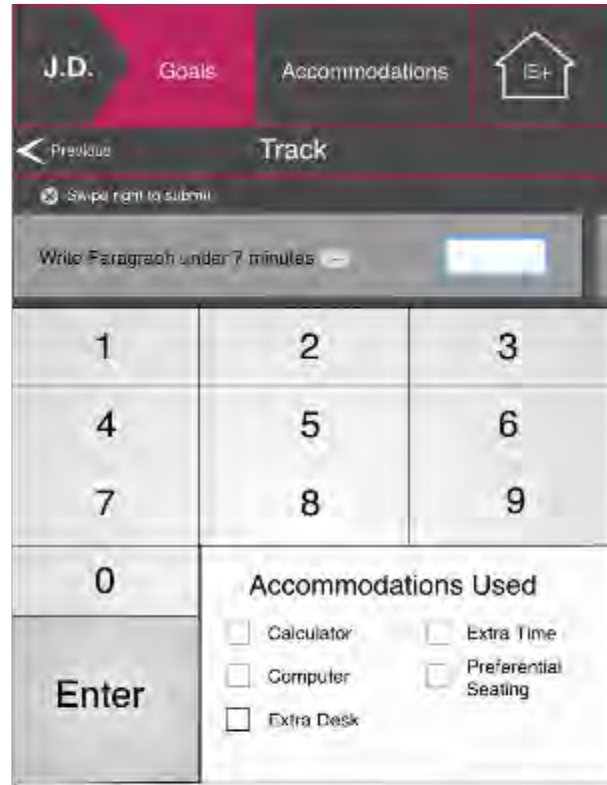
All Accommodations				IE+
All Students				
Calculator	J.B.	J.D.	T.R.	C.V.
Computer	S.A.	K.E.	N.E.	I.H.
Extra Desk	S.A.	B.L.	S.L.	A.V.
Extra Time	J.D.	I.H.	T.T.	G.W.
Preferential Seating	L.F.	J.O.	E.W.	

Step 3:

View current trackable goals for J.D. Enter that J.D. wrote a paragraph in 8 minutes.



JD's Goal Tracking View. Added a previous button for ease of going back. Added a faded view of next page to show users there is a second page. Added help and settings button for users who want more information.



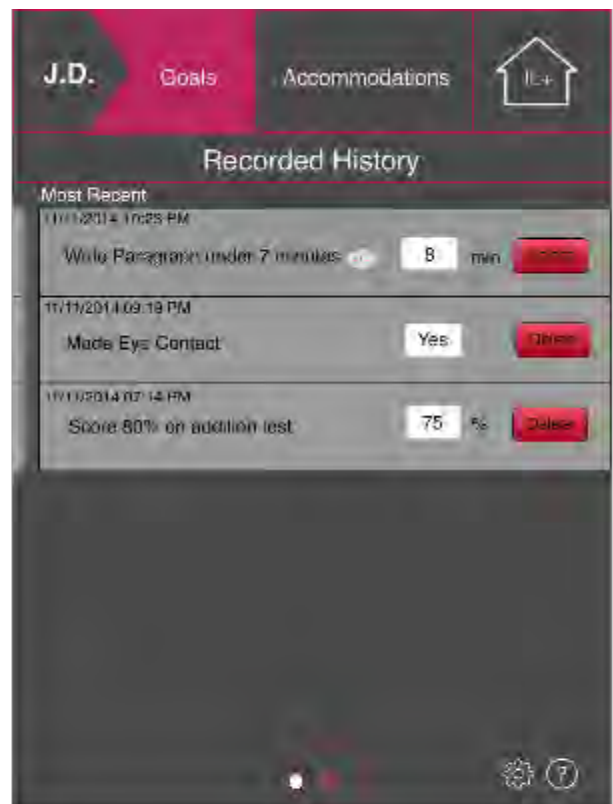
Inputting goal data view. Input mechanism allows user to also add information about the accommodation used when working on this goal. The three pink dots shows more details about the goal when tapped on.

Step 5:

After swiping right view recorded data that is synced to IDC platform.



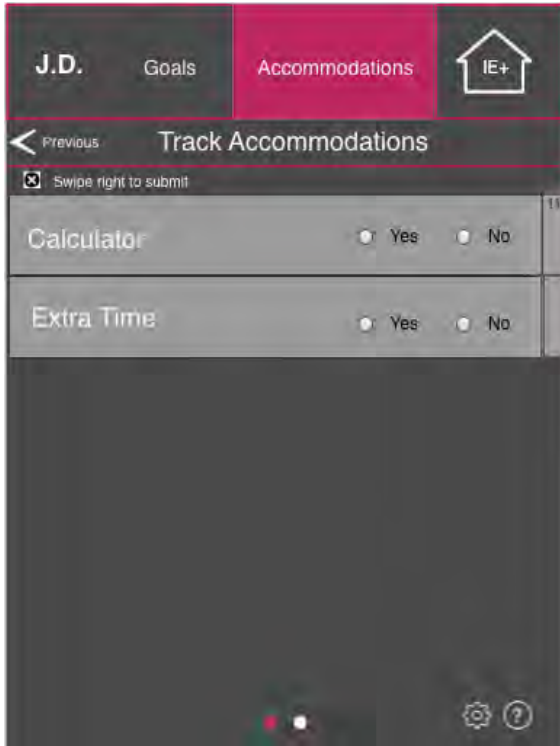
Pre-submission of data view.



Previous submitted goals view. Information is categorized by most recent so users can edit/delete submissions. Added help and settings buttons for more information.

Step 6:

View and track specific student accommodations.
We changed the accommodations view format to be consistent with the goals view.



Task 2: Encourage IEP goals, objective, and student behavioral communication between parents and teachers.

The screenshot displays the IE+ web application interface for Student: John Doe. The interface is divided into several sections:

- Header:** "A Web Page" browser title, "http://" address bar, and "Settings | Logout" links.
- Navigation:** "Conversations" (selected), "Goal Progress", "Accommodations", "Timeline", and "IEP Files".
- Legend:** A red exclamation mark for "Concern", a yellow circle for "No Progress", and a green star for "Progress".
- Goal Progress Section:** Three progress bars are shown:
 - Literacy:** 34% progress, marked with a red exclamation mark (Concern).
 - Social:** 58% progress, marked with a yellow circle (No Progress).
 - Math:** 90% progress, marked with a green star (Progress).
- Conversations Table:** A table listing communication events with columns for "Conversation" and "DATE".

Conversation	DATE
Field Trip Permission slip by Parent	11/14/2014
Addition Test Results by Mrs. Green	11/03/2014
Calculators on Test by Mrs. Green	10/30/2014
Writing Homework by Mr. Brown	10/29/2014
Upcoming IEP Meeting by Mrs. Green	10/29/2014
Home Sick Today by Parent	10/28/2014
Classroom Visit by Mr. Black	10/28/2014
Extra Time on HW! by Parent	10/25/2014
Psychological Evaluation by Mrs. Thompson	10/20/2014
Incentive Program by Parent	10/15/2014
Graphic Organizer for Pers... by Mr. Brown	10/10/2014

Step 1: John Doe's home page view.

Changes:

- We decided to standardize all of the colors. Choosing orange to not conflict with the red yellow green progress indicators.
- we removed colors from the progress bars due to confusion like 34% concern when the bar was red.
- changed the shapes of the progress indicators to be more indicative of the progress, star, circle, exclamation

- We decided instead of using the word note we would use the word conversation to describe the communication between IEP team members.
- we moved the + and - drop expanders to the left side of the goal progress section to be consistent with other applications.

The screenshot shows a web browser window displaying the IE+ application for student John Doe. The page has a header with the IE+ logo, the student name, and navigation links for Settings and Logout. Below the header are tabs for Goal Progress, Accommodations, Timeline, and IEP Files. The main content area shows a progress overview with icons for Concern (red exclamation mark), No Progress (yellow circle), Progress (green star), and No Data (grey circle). A 'Help' button is visible in the top right. The Literacy goal is highlighted, showing a 34% progress bar and a red exclamation mark. An expanded view for the Literacy goal provides the following information:

Goal: Write a paragraph in under 7 minutes			Info
Current Assessment:	Previous Assessment:	Previous Month Avg:	
12 min	8 min	8 min	

Below the goal progress, there are sections for Social (58% progress, yellow circle) and Math (90% progress, green star). A sidebar on the left lists conversations with columns for Conversation and Date:

Conversation	Date
Writing Homework by Mr. Brown	10/29/2014
Graphic Organizer for Pers... by Mr. Brown	10/10/2014

Step 2: viewing more information for the goal JD is doing the worst in (clicked on the + sign next to literacy)

Changes

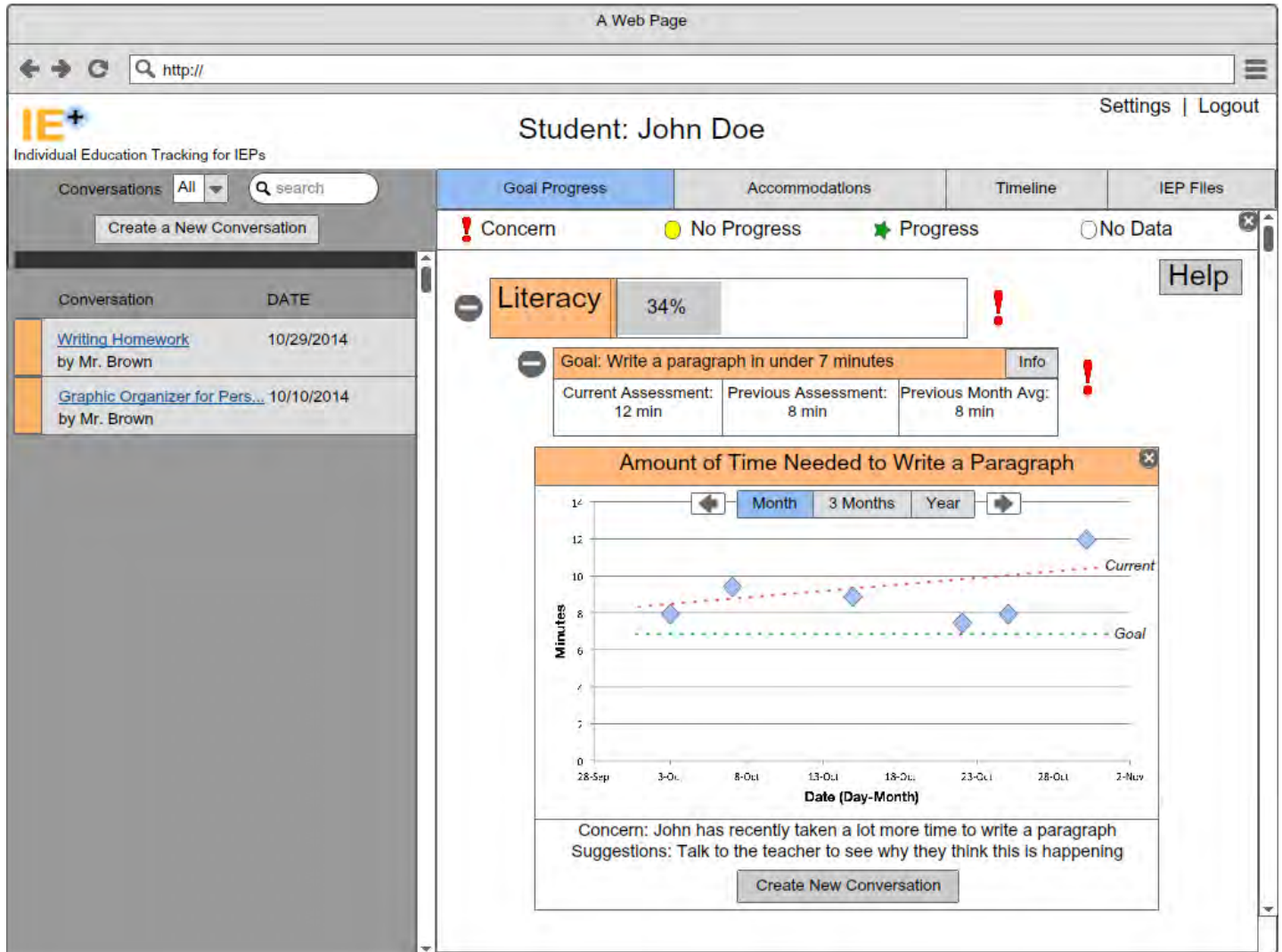
- we now have clear information the parent can read instead of deducing information from a second progress bar.
- We included a current assessment, previous assessment for short term context, and previous month avg for long term context.

The screenshot shows the IE+ web application interface for a student named John Doe. The page title is "Student: John Doe" and the logo is "IE+ Individual Education Tracking for IEPs". The navigation bar includes "Conversations", "Goal Progress", "Accommodations", "Timeline", and "IEP Files". The "Conversations" sidebar shows a list of conversations with columns for "Conversation" and "DATE". The main content area displays goal progress for three categories: Literacy (34%), Social (58%), and Math (90%). The Literacy goal is highlighted with a red exclamation mark icon, indicating a concern. A detailed goal box for Literacy is shown, containing the text "Goal: Write a paragraph in under 7 minutes" and "John will increase writing skills to a 5th grade level in the area of speed as measured by timed ability to write a paragraph." A "Scores" button is visible in the top right corner of the goal box.

Step 3: Clicking on info on top right on Goal box to view more info about the goal.

Changes

- we added this ability to give the parent more context for the specific tasks of the goal.
ex. Why does JD need to score under 7 min?



Step 4: press the plus sign next to the goal box to drop down graph

Changes

- added trendline of progress with color indicating if the trend is bad, moderate, good
- removed the colored dots from the graph to avoid confusion
- removed the weekly view and added a 3-month view for intermediate between month and year
- became very explicit with the concern notification at the bottom of the graph
- became very explicit with the suggestions. i.e contact the teacher
- added a small x in the top right of the graph to support another mechanism for closing
- added the ability to create a new conversation from the graph instead of navigating over to the notes area.

A Web Page

http://

IE+ Individual Education Tracking for IEPs

Student: John Doe

Settings | Logout

Conversations: All search

Create a New Conversation

Conversation	Date
Writing Homework by Mr. Brown	10/29/2014
Graphic Organizer for Pers... by Mr. Brown	10/10/2014

Goal Progress Accommodations Timeline IEP Files

! Concern ● No Progress ★ Progress ○ No Data

Literacy 34%

View the percentage of the goal that is complete

Look for quick notifications of progress

Back

Click + to expand, and - to compress a section

Goal: Write a paragraph in under 7 minutes

Info

Current Assessment: 12 min	Previous Assessment: 8 min	Previous Month Avg: 8 min
----------------------------	----------------------------	---------------------------

Amount of Time Needed to Write a Paragraph

Month 3 Months Year

Minutes

Click on a data point to retrieve more information

View a trendline of progress

View written updates of progress and suggestions for improvement

Concern: John has recently taken a lot more time to write a paragraph
Suggestions: Talk to the teacher to see why they think this is happening

Create New Conversation

Talk with the IEP group about the current objective you are looking at

Step 5: Clicked Help at the top right because you didn't know how to view information for a specific data point.

Changes:

- we added this view to clarify any confusing aspects of the data visualization and navigation.

A Web Page

http://

IE+ Individual Education Tracking for IEPs

Student: John Doe Settings | Logout

Conversations All search

Create a New Conversation

To: Mrs. Green

Cc:

Subject: Literacy Goal Concern

Tag: Literacy 7 min

Post Draft Cancel

Goal Progress Accommodations Timeline IEP Files

Concern No Progress Progress No Data

Literacy 34%

Goal: Write a paragraph in under 7 minutes

Current Assessment: 12 min	Previous Assessment: 8 min	Previous Month Avg: 8 min
----------------------------	----------------------------	---------------------------

Amount of Time Needed to Write a Paragraph

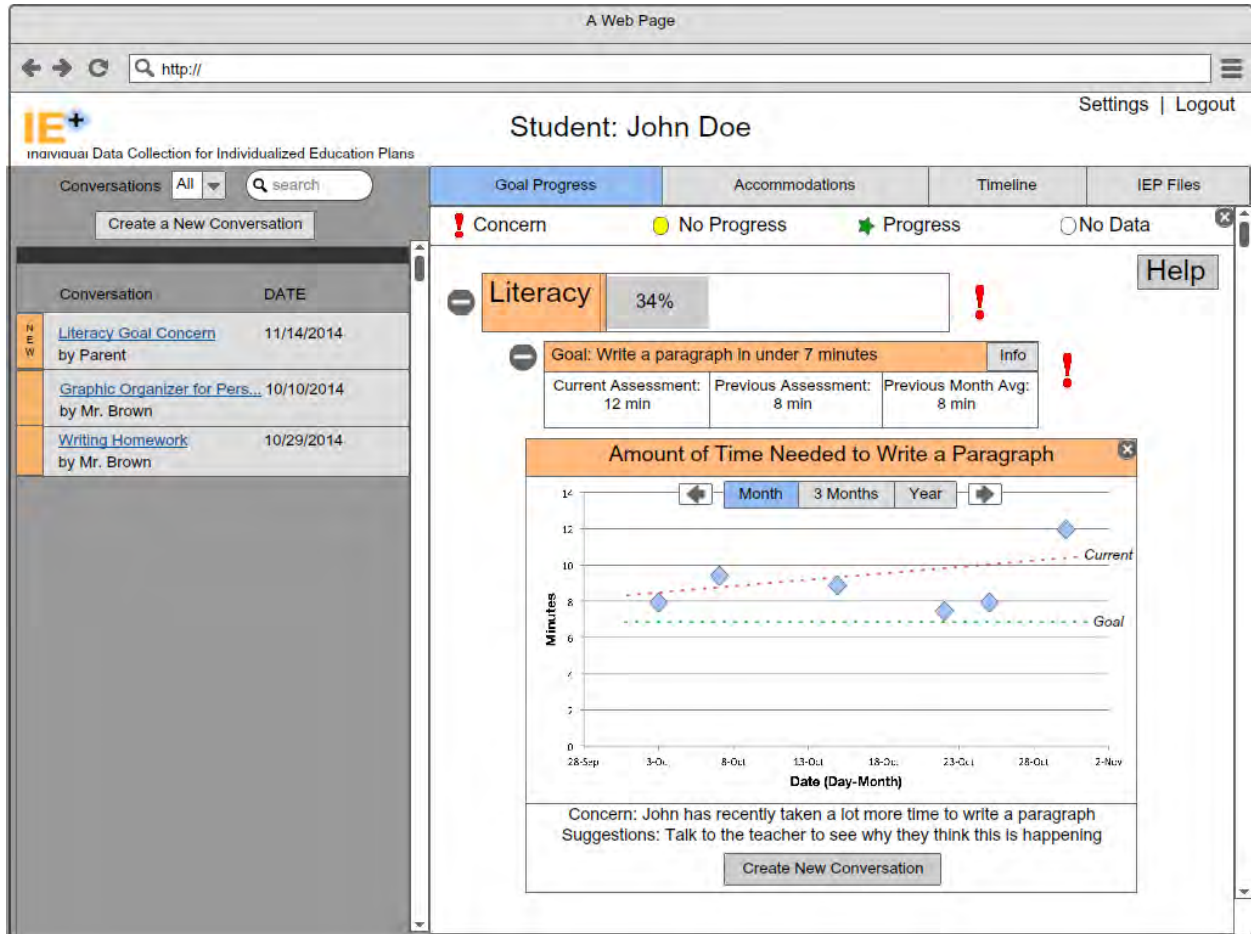
Date	Minutes
3-Oct	8
8-Oct	9
28-Oct	12

Score: 12 minutes
Teacher: Mrs. Green
Date: 30 - Oct - 2014
Time of entry: 2:15 pm
Accommodations: Special Paper, Timer

Concern: John has recently taken a lot more time to write a paragraph
Suggestions: Talk to the teacher to see why they think this is happening

Create New Conversation

Step 6: Parent starts a conversation with Mrs. Green about the Literacy goal of concern. Parent clicked on either of the two "Create new conversation" buttons. Parent wrote the correspondence and clicked post.



Step 7: Click on the most recent data point

Changes:

- ability to click on a data point to access more information about it, such as the teacher and accommodations provided. Note: all of the information provided is currently tracked by the teachers IE+ tracker.

A Web Page

http://

Settings | Logout

IE+ Individual Education Tracking for IEPs

Student: John Doe

Conversations All search

Create a New Conversation

Conversation	DATE
Incentive Program by Parent	10/15/2014
Eye Contact with Substitute by Mrs. Green	10/15/2014

Goal Progress Accommodations Timeline IEP Files

! Concern ● No Progress ★ Progress ○ No Data

Help

Literacy 34% !

Social 58% ●

Goal: Make eye contact in 80% of conversations Info ●

Current Week: Contact 45% of time	Previous Week: Contact 47% of time	Previous Month: Contact 45% of time
--------------------------------------	---------------------------------------	--

Math 90% ★

Step 8: View the most recent scores in Social. Close literacy expansion and expand social one section. Note: the conversations on the left change to match the appropriate category you are currently looking at. Here they changed from Literacy to Social

A Web Page

http://

Settings | Logout

IE+
Individual Education Tracking for IEPs

Student: John Doe

Conversations: All search

Create a New Conversation

Conversation	DATE
Addition Test Results by Mrs. Green	11/03/2014
Calculators on Test by Mrs. Green	10/30/2014
Extra Time on HW1 by Parent	10/25/2014

Goal Progress Accommodations Timeline IEP Files

! Concern ● No Progress ★ Progress ○ No Data

Help

⊕ Literacy 34% !

⊕ Social 58% ●

⊖ Math 90% ★

⊕ Goal: Consistently score above 80% on addition tests Info ★

Current Assessment: 81%	Previous Assessment: 65%	Previous Month Avg: 60%
----------------------------	-----------------------------	----------------------------

Step 9: View the most recent scores in Math. Close social expansion and expand Math one section.

A Web Page

http://

IE+ Individual Education Tracking for IEPs

Student: John Doe

Settings | Logout

Conversations All search

Create a New Conversation

Conversation	DATE
Field Trip Permission slip by Parent	11/14/2014
Addition Test Results by Mrs. Green	11/03/2014
Calculators on Test by Mrs. Green	10/30/2014
Writing Homework by Mr. Brown	10/29/2014
Upcoming IEP Meeting by Mrs. Green	10/29/2014
Home Sick Today by Parent	10/28/2014
Classroom Visit by Mr. Black	10/28/2014
Extra Time on HW1 by Parent	10/25/2014
Psychological Evaluation by Mrs. Thompson	10/20/2014
Incentive Program by Parent	10/15/2014
Graphic Organizer for Pers... by Mr. Brown	10/10/2014

Goal Progress Accommodations Timeline IEP Files

! Concern ● No Progress ★ Progress ○ No Data

Help

Literacy	34%	!
Social	58%	●
Math	90%	★

Step 10: An alternative way to create a new conversation with IEP teacher about the Goal John Doe is currently doing the worst in. The parent Click on the new conversation button in left hand Conversations pane.

A Web Page

http://

IE+ Individual Education Tracking for IEPs

Student: John Doe

Settings | Logout

Conversations All search

Create a New Conversation

To:

Cc:

Subject:

Tag:

B I U ab style |

Goal Progress Accommodations Timeline IEP Files

! Concern ● No Progress ★ Progress ○ No Data

Category	Progress	Status
Literacy	34%	Concern
Social	58%	No Progress
Math	90%	Progress

Help

Step 11: click on the to field

A Web Page

http://

IE+ Individual Education Tracking for IEPs

Student: John Doe

Settings | Logout

Conversations All search

Create a New Conversation

To: IEP Team

IEP Teacher - Mrs. Green

Cc: Math Teacher

Subj: English Teacher - Mr. Brown

Psychologist

Tag: Parent

Back

Post Draft Cancel

Goal Progress Accommodations Timeline IEP Files

! Concern ● No Progress ★ Progress ○ No Data

Help

Literacy	34%	!
Social	58%	●
Math	90%	★

Step 12: select the IEP teacher

A Web Page

http://

IE+ Individual Education Tracking for IEPs

Student: John Doe Settings | Logout

Conversations All search

Create a New Conversation

To:

Cc:

Subject:

Tag:

Goals

Accommodations

IEP Meetings

Back

Goal Progress Accommodations Timeline IEP Files

! Concern ● No Progress ★ Progress ○ No Data

Help

Subject	Progress	Status
Literacy	34%	! Concern
Social	58%	● No Progress
Math	90%	★ Progress

Step 13: click on tags and select goals

A Web Page

← → ↻ http://

IE+ Individual Education Tracking for IEPs

Student: John Doe Settings | Logout

Conversations: All search

Create a New Conversation

To: Mrs. Green

Cc:

Subject: Literacy Goal Concern

Tag:

Goals

Accom

IEP Me

Literacy

Math

Social

Back

Goal Progress Accommodations Timeline IEP Files

! Concern ● No Progress ★ Progress ○ No Data

Help

Subject	Progress	Status
Literacy	34%	! Concern
Social	58%	● No Progress
Math	90%	★ Progress

Step 14: Select Literacy

A Web Page

IE+ Individual Education Tracking for IEPs

Student: John Doe

Settings | Logout

Conversations: All search

Create a New Conversation

To: Mrs. Green

Cc:

Subject: Literacy Goal Concern

Tag: Goals

Accommodations

IEP Meeting

Literacy

Math

Social

Write a paragraph in under 7 minutes

Back

Goal Progress

Concern No Progress Progress No Data

Literacy 34%

Social 58%

Math 90%

Help

Subject	Progress	Status
Literacy	34%	Concern
Social	58%	No Progress
Math	90%	Progress

Step 15: Select write a paragraph in under 7 minutes

A Web Page

http://

IE+ Individual Education Tracking for IEPs

Student: John Doe Settings | Logout

Conversations All search

Create a New Conversation

To: Mrs. Green

Cc:

Subject: Literacy Goal Concern

Tag: Literacy 7 min

Post Draft Cancel

Goal Progress Accommodations Timeline IEP Files

! Concern No Progress Progress No Data

Literacy 34%

Goal: Write a paragraph in under 7 minutes

Current Assessment: 12 min	Previous Assessment: 8 min	Previous Month Avg: 8 min
----------------------------	----------------------------	---------------------------

Amount of Time Needed to Write a Paragraph

Date (Day-Month)	Minutes
3-Oct	8
8-Oct	9
28-Oct	12

Score: 12 minutes
Teacher: Mrs. Green
Date: 30 - Oct - 2014
Time of entry: 2:15 pm
Accommodations: Special Paper, Timer

Concern: John has recently taken a lot more time to write a paragraph
Suggestions: Talk to the teacher to see why they think this is happening

Create New Conversation

Step 16: The goal progress views opens up to the corresponding page so the parent can easily reference the information. the parent write the correspondence and then clicks post.

A Web Page

http://

IE+ Individual Data Collection for Individualized Education Plans

Student: John Doe Settings | Logout

Conversations All search

Create a New Conversation

Conversation	DATE
NEW Literacy Goal Concern by Parent	11/14/2014
Graphic Organizer for Pers... by Mr. Brown	10/10/2014
Writing Homework by Mr. Brown	10/29/2014

Goal Progress Accommodations Timeline IEP Files

! Concern ● No Progress ★ Progress ○ No Data

Literacy 34% !

Goal: Write a paragraph in under 7 minutes info !

Current Assessment: 12 min	Previous Assessment: 8 min	Previous Month Avg: 8 min
----------------------------	----------------------------	---------------------------

Amount of Time Needed to Write a Paragraph

Date (Day-Month)	Minutes
3-Oct	8
8-Oct	9.5
13-Oct	9
18-Oct	8
23-Oct	8
28-Oct	12

Minutes

Month 3 Months Year

28-Sep 3-Oct 8-Oct 13-Oct 18-Oct 23-Oct 28-Oct 2-Nov

Date (Day-Month)

Current

Goal

Concern: John has recently taken a lot more time to write a paragraph
Suggestions: Talk to the teacher to see why they think this is happening

Create New Conversation

Step 14: task complete