

### 3a IEP Paper Prototype

Lane Felker, Monique Franklin, Kristen Olson, Jessica Wong

11/3/14

#### Summary:

We have two major interfaces, the Clip interface for teacher data collection, and the IDC web portal for parents and teacher to communicate and view progress reports. For the paper prototype we focused on data collection on the Clip, and additionally the parent view of the IDC.

#### Prototypes:

Design: The Clip

Overview: The Clip is a small attachable device designed to comfortably sit on a teacher's clipboard to facilitate easy IEP data collection.

#### Tasks:


- View Accommodations of all students in the class with IEPs
- Collect data for specific students in the class.



Home screen for security



Home screen after entering passcode



Viewing all accommodations



Viewing JD's goals

JD > Goals	Accommodations	🏠
Made Eye Contact	🟢 ⊗	
Raised Hand	🟡 ⊗	
Tied Shoe	🟡 ⊗	
Used Appropriate Volume	🟡 ⊗	
Used Proper Greeting	🟡 ⊗	

Recording JD's goal

JD > Goals	Accommodations	🏠
Made Eye Contact	Undo ⊗	
Raised Hand	🟡 ⊗	
Tied Shoe	🟡 ⊗	
Used Appropriate Volume	🟡 ⊗	
Used Proper Greeting	🟡 ⊗	

Being given the opportunity to undo entry

JD > Goals	Accommodations	🏠
Made Eye Contact	🟡 ⊗	
Raised Hand	🟡 ⊗	
Tied Shoe	🟡 ⊗	
Used Appropriate Volume	🟡 ⊗	
Used Proper Greeting	🟡 ⊗	

Revert back to original view

JD > Goals	Accommodations	🏠
Calculator	🟡 ⊗	
Extra Time	🟡 ⊗	

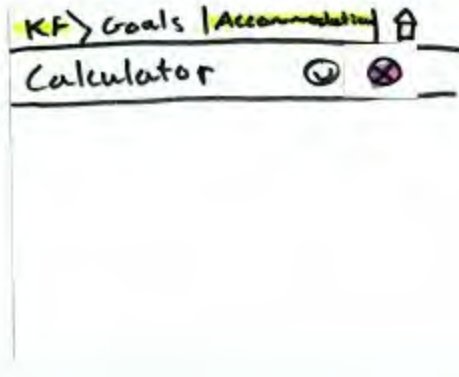
View JD's accommodations

All Accommodations			🏠
JD	KF	AG	
LH	LI	JJ	

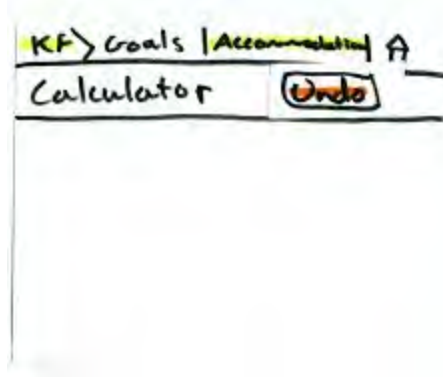
Go back to home screen

KF > Goals	Accommodations	🏠
Calculator	🟡 ⊗	


View KF's accommodations



Record lack of accommodation



Realize mistake and undo



View KF's Goals



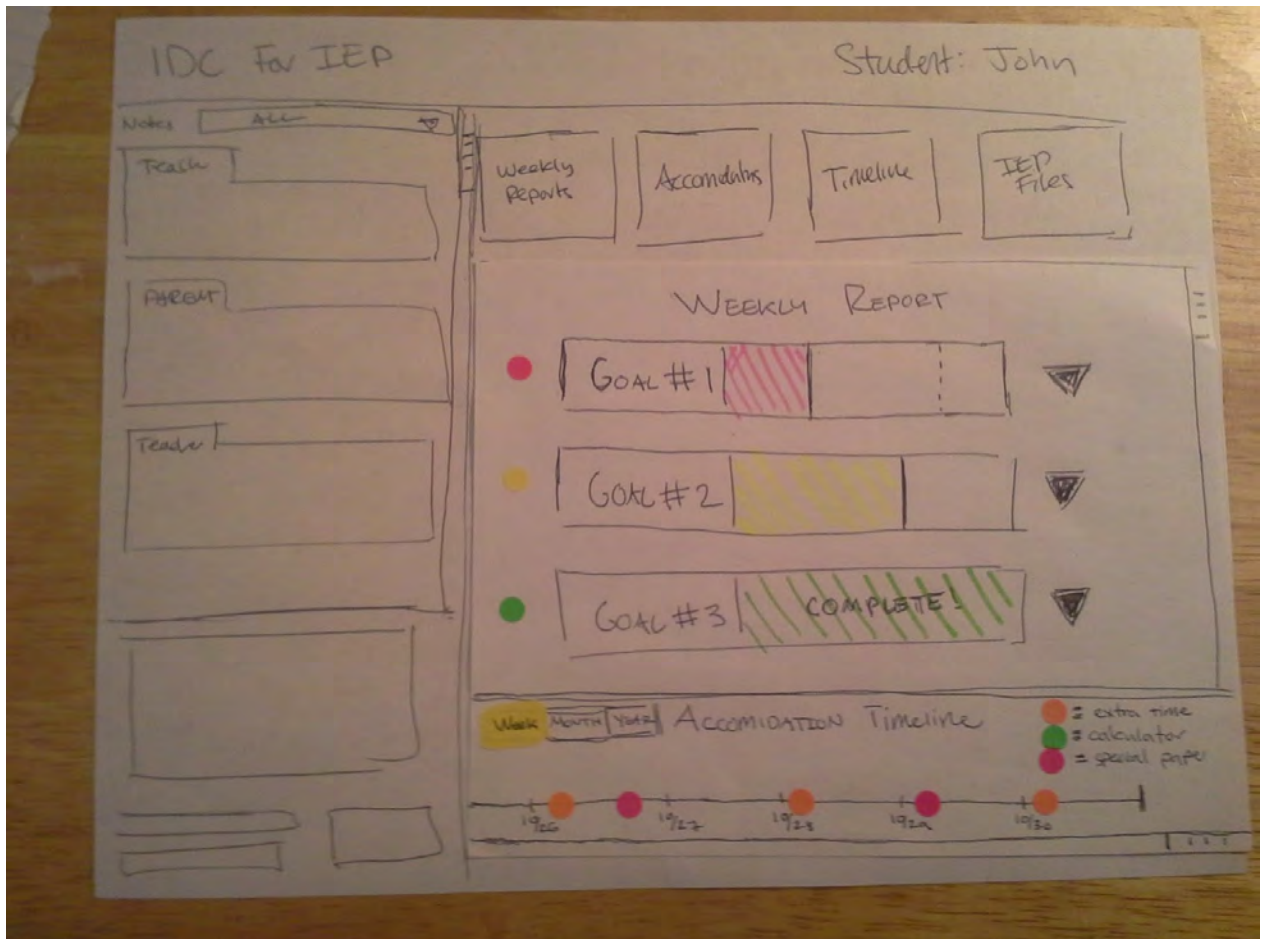
Record data for KF's goal

## Design: IDC Portal

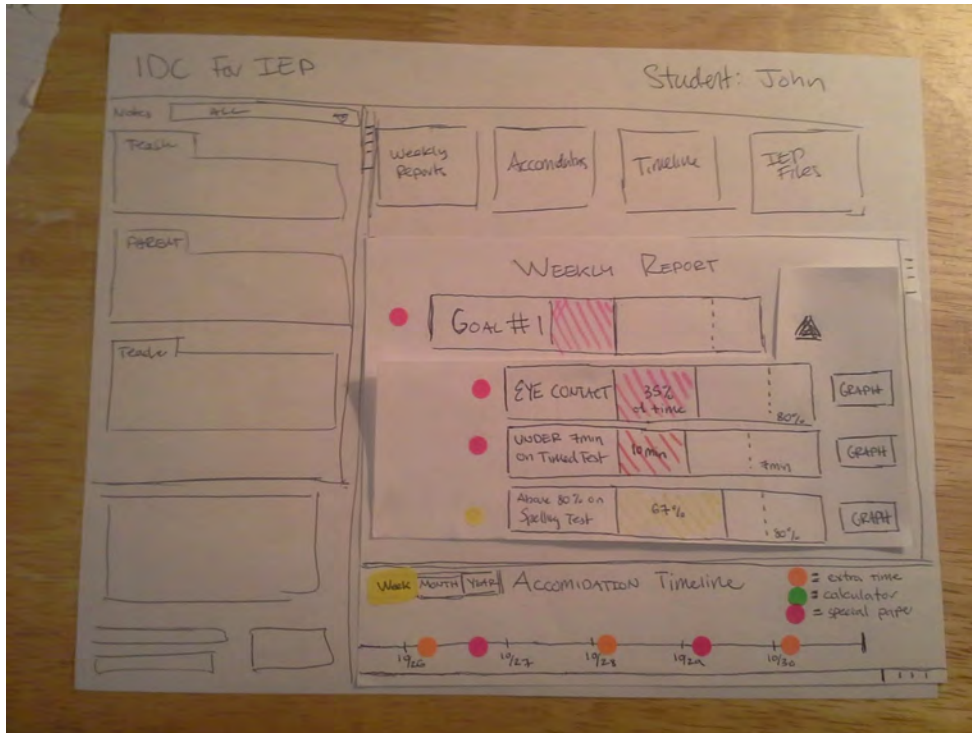
This is the overall Frame of our Parent View: This layout will remain the same throughout our views. Graphs on the bottom right and notes on the left change based on the selected buttons.

### Tasks:

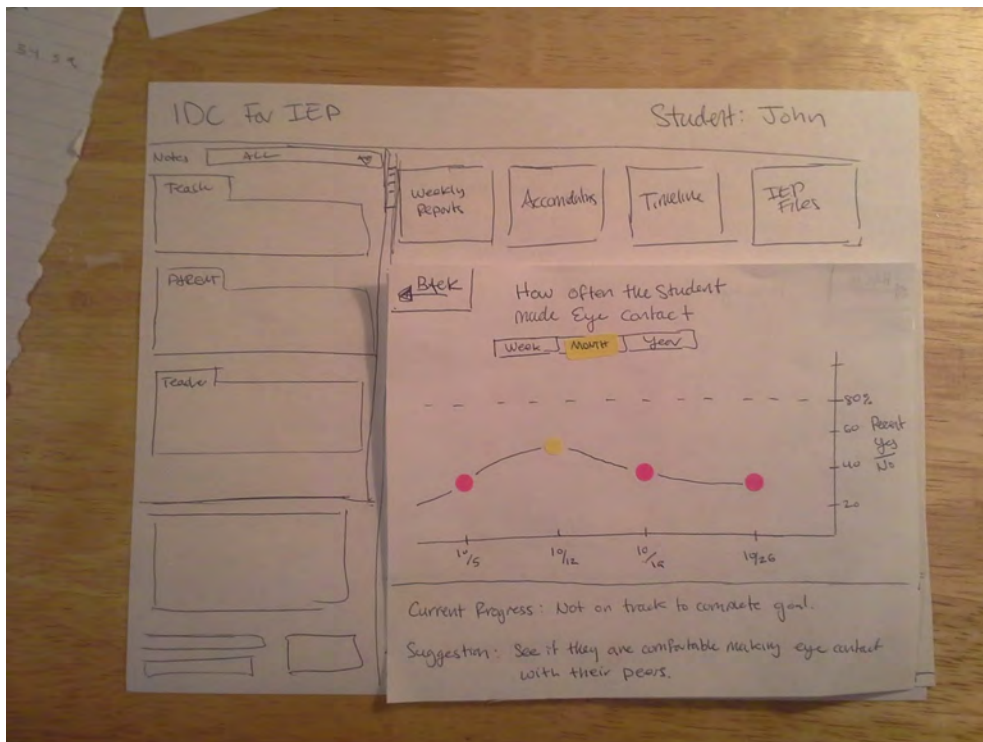
- View the progress of the goals the student is doing poorly on by trying to understand progress of sub goals.
- See the last time the student was provided a calculator



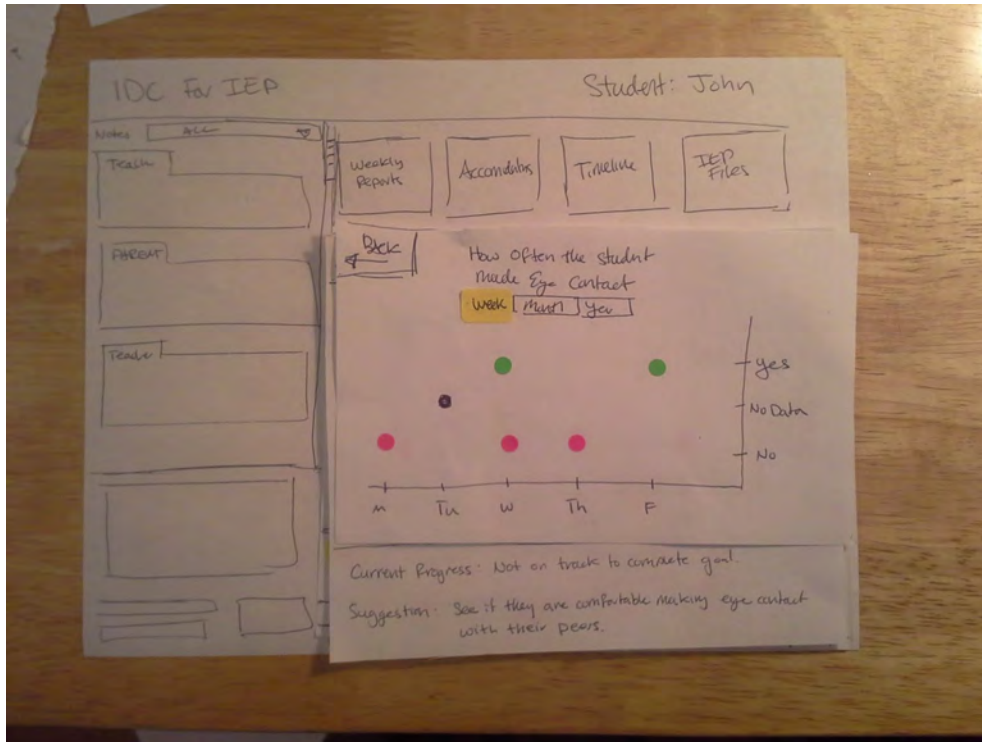
Home interface of weekly reports, showing summary of each goal and a visualization of accommodations provided over the past week.



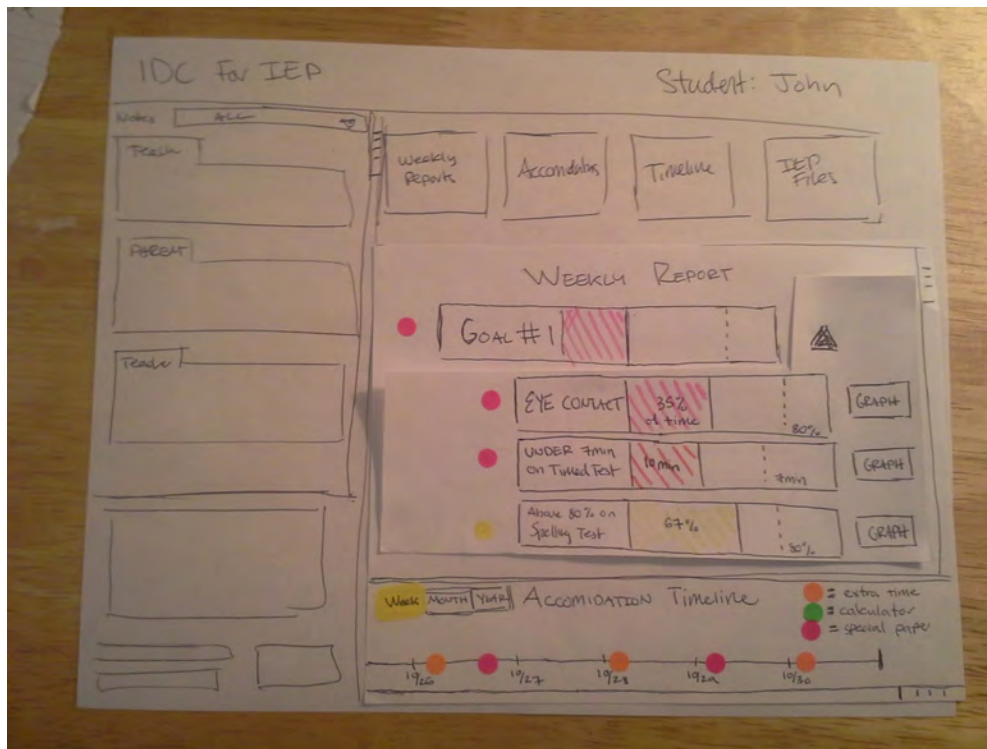
After selecting Goal 1 drop down, revealing subgoals of Goal 1 and their progress



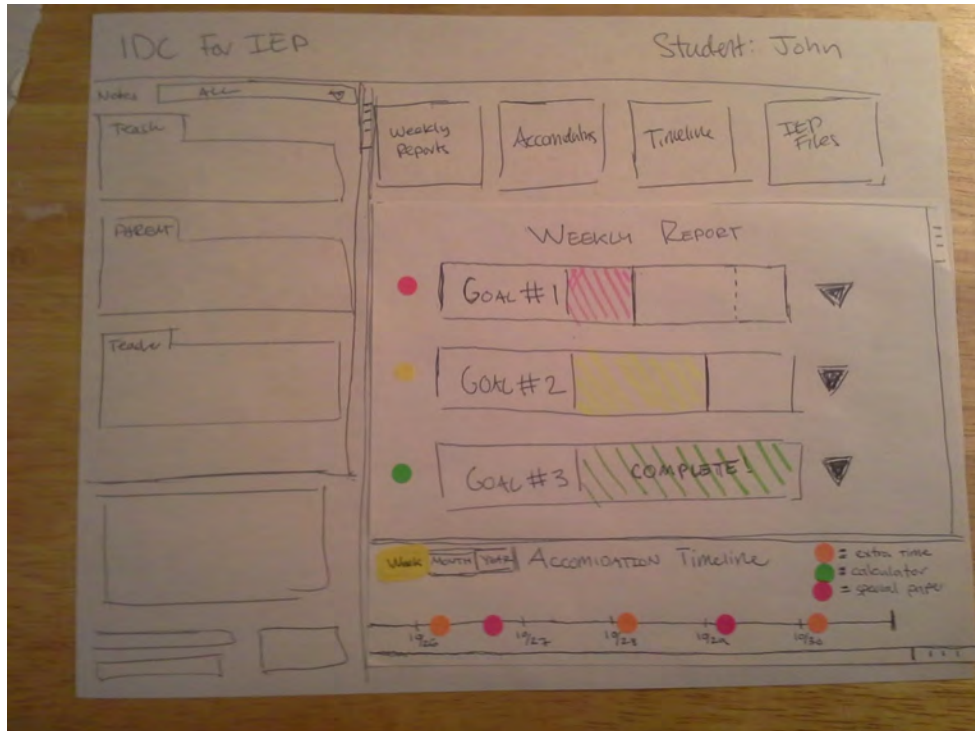
View after selecting "Graph" of subgoal 1 of goal 1



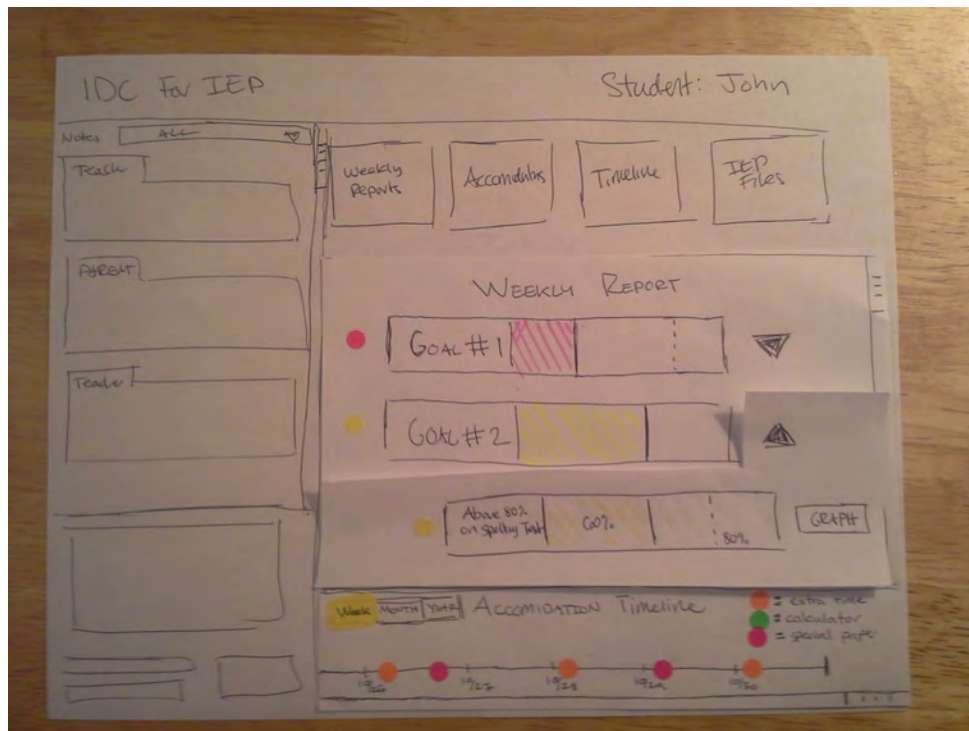
view of yes/no data after changing graph preference to weekly



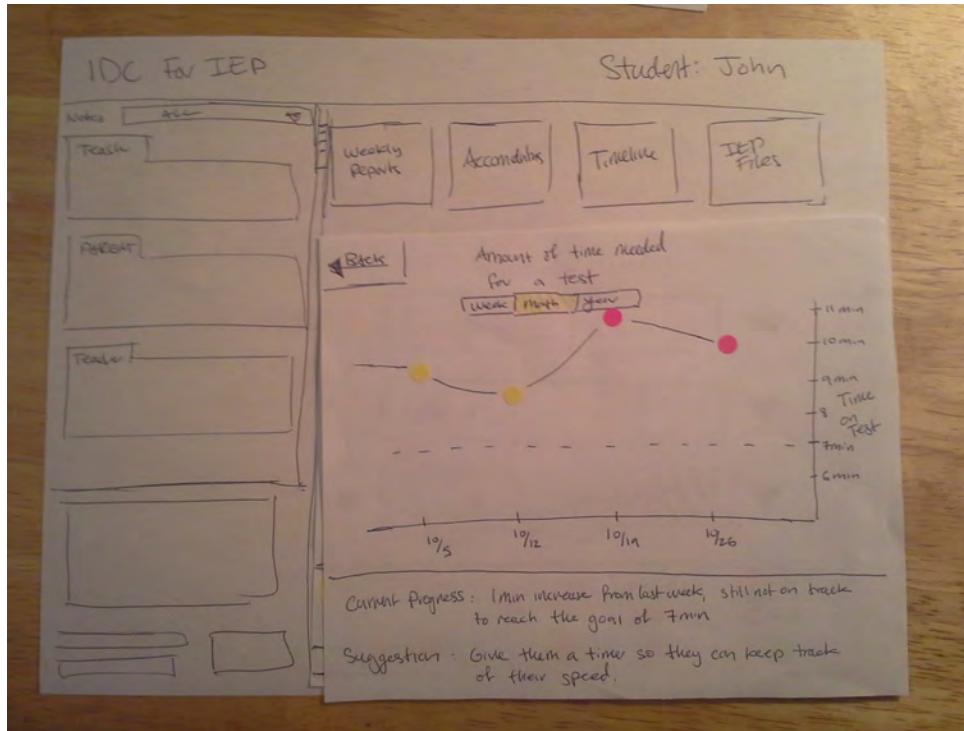
After pressing the back button



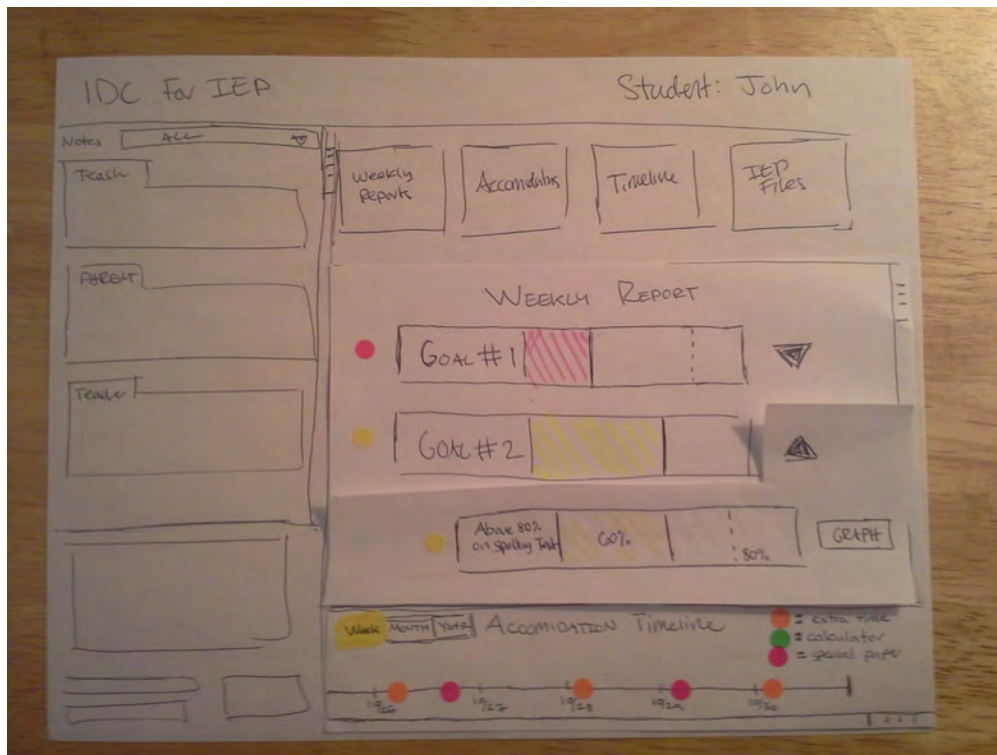
After minimizing the subgoals



After expanding Goal 2 dropdown

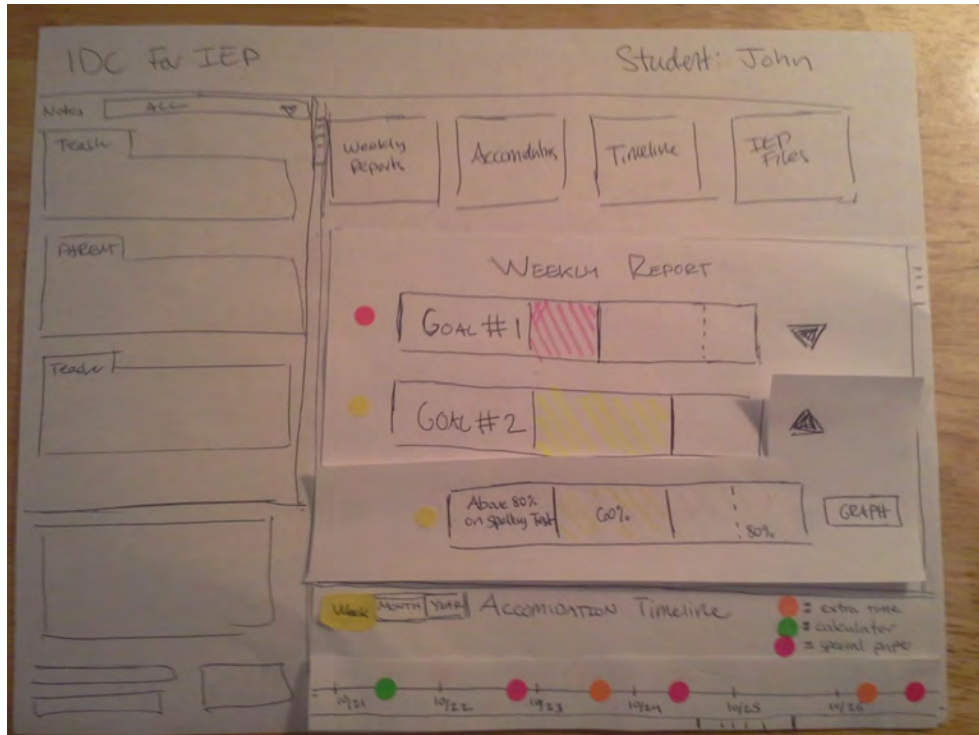


After selecting "Graph", shows example of graph where the goal is at the bottom (faster time on test), so red marks at the top would be bad, and green at the bottom would be good.

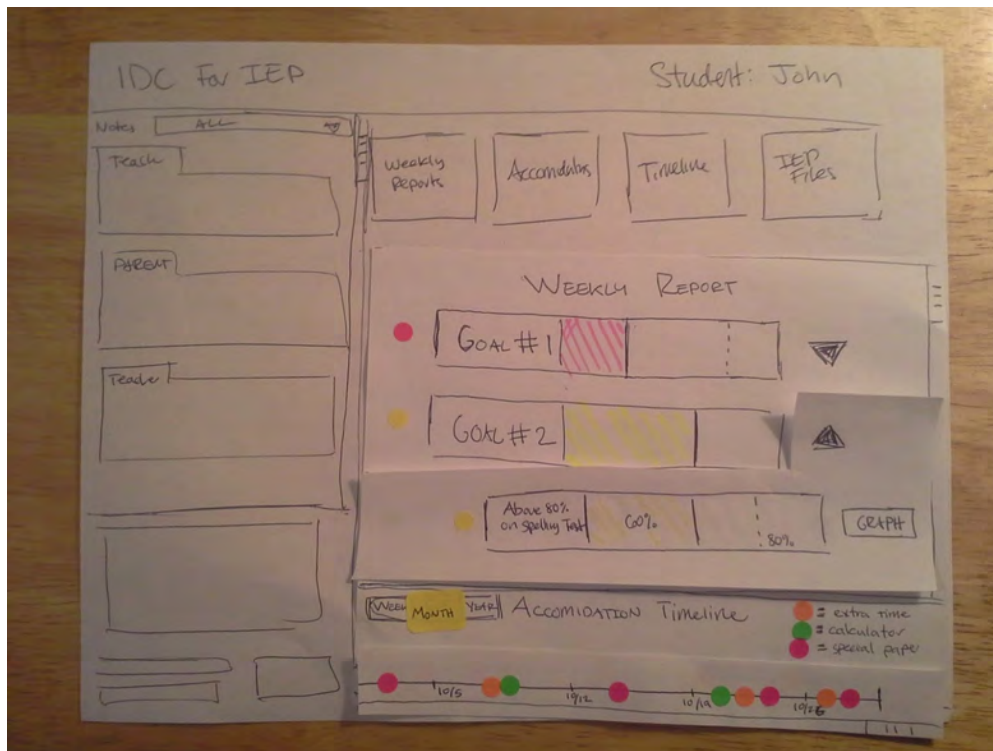


After hitting back





After using scroll bar in the accommodation timeline



After hitting Monthly view of accommodations

## Details of IDC portal and the Communication/ Notes section

Parent View Notes:

(Left) Default Notes - the default view is a scrolling list of all the notes from all IEP team members.

(Right) Notify Expanded menu - When a parent write a new note they will be able to select who they want the note to be sent to.

The image displays two side-by-side screenshots of the IDC portal's Notes section. Both screenshots show a list of notes and a form to post a new note.

**Left Screenshot (Default Notes):**

- Notes: All
- Teacher 8:32 am Tuesday 11/4/2014
- Parent 4:15 pm Monday 11/3/2014
- Teacher 7:30 am Tuesday 10/28/2014
- Form fields: Subject, Note, Notify (dropdown), Tag (dropdown), POST button.

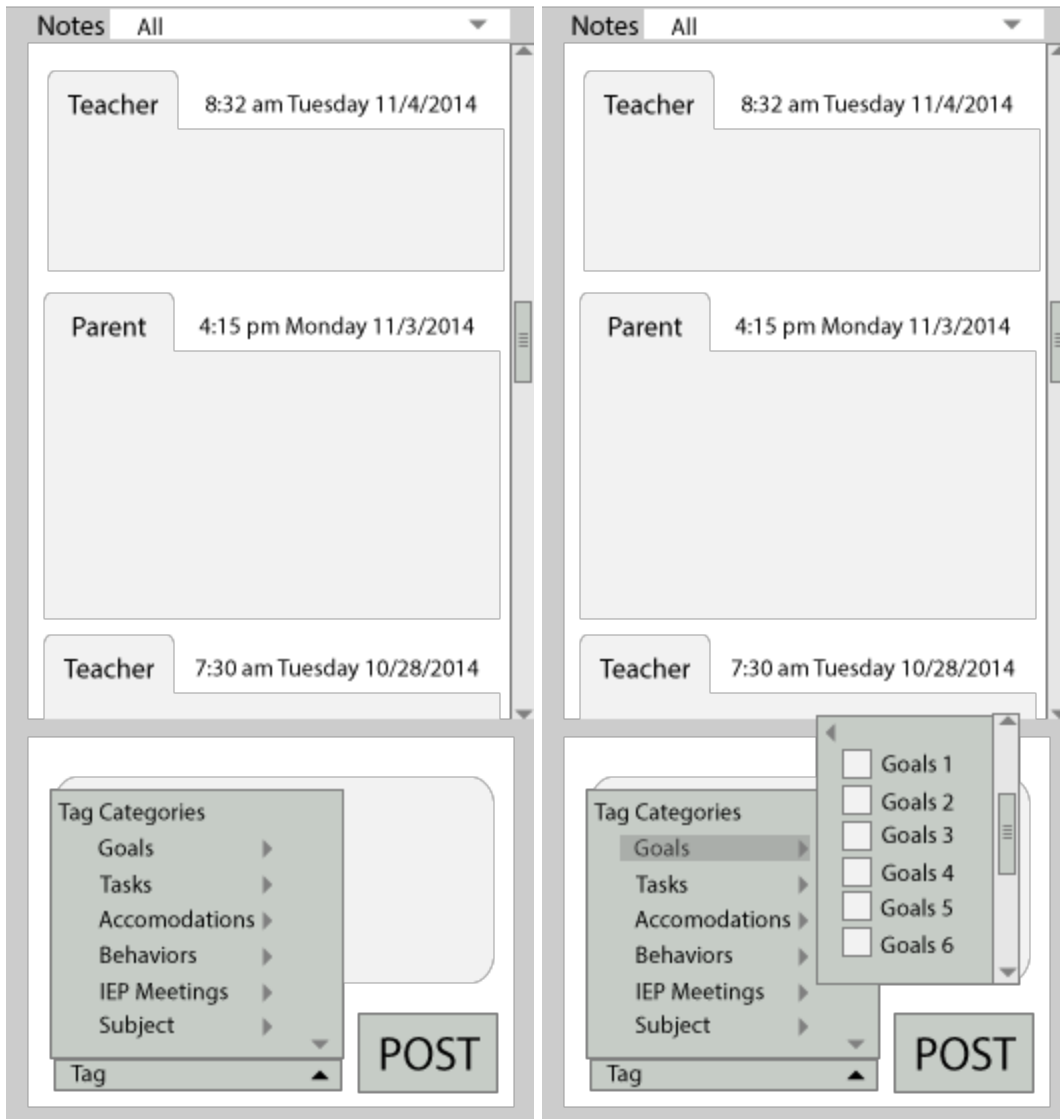
**Right Screenshot (Notify Expanded menu):**

- Notes: All
- Teacher 8:32 am Tuesday 11/4/2014
- Parent 4:15 pm Monday 11/3/2014
- Teacher 7:30 am Tuesday 10/28/2014
- Form fields: Subject, Note, Notify (dropdown menu expanded), Tag (dropdown), POST button.
- Expanded Notify menu options:
  - All IEP Team
  - IEP Teacher
  - Instructional Assistant
  - LA Teacher
  - Math Teacher
  - Principal
  - School Psychologist

Parent View Notes:

(Left) Tag Expanded menu - As the parent creates a new note they can tag the note with multiple categories for ease of sorting and finding information in the future.

(Right) Submenu Goals - Specific example of the a parent preparing to tag a specific goal.



Parent View Notes:

(Left) Tag Expanded Submenu Tasks -Specific example of the a parent preparing to tag a specific task.

(Right) Notes automatically sorts based on Parent View of Weekly Progress. For example, If the parent is viewing a graph from goal number 1, then the notes section would simultaneously show them the conversations/notes related to goal number 1.



Parent View Notes:

(Right) Notes automatic sorts based on Parent View of Weekly Progress Goal 1

(Left) Notes automatic sorted based on Parent View of Accommodations

The image displays two side-by-side screenshots of a 'Notes' interface, illustrating how notes are automatically sorted based on different parent views.

**Left Window: Notes Goal 1, 3 Tasks**

- Teacher: 7:43 am Monday 10/13/2014
- Parent: 4:15 pm Monday 10/12/2014
- Teacher: 7:30 am Tuesday 9/30/2014

**Right Window: Notes Accommodations**

- Teacher: 7:02 am Monday 11/03/2014
- Teacher: 3:05 pm Wednesday 10/29/2014
- Parent: 6:16 pm Monday 10/20/2014

Both windows include a 'Subject:' field with 'Goal 1' or 'Note' tags, a 'Note:' text area, and 'Notify' and 'Tag' dropdown menus, along with a 'POST' button.

Parent View Notes:  
New Note posted for Goal 1

Notes Goal 1, 3 Tasks

Parent 11:15 am Tuesday 11/04/2014

Teacher 7:43 am Monday 10/13/2014

Parent 4:15 pm Monday 10/12/2014

Subject:  
Tags:  
Note:

Notify

Tag

**POST**