

CSE/STAT 416

Regularization – LASSO Regression

Vinitra Swamy
University of Washington
July 1, 2020



Announcements

Homework 1 – due yesterday

(If you haven't done it yet, you have 4 late days!)

Homework 2 released today

Section – Gradient Descent

A note about our academic integrity policy

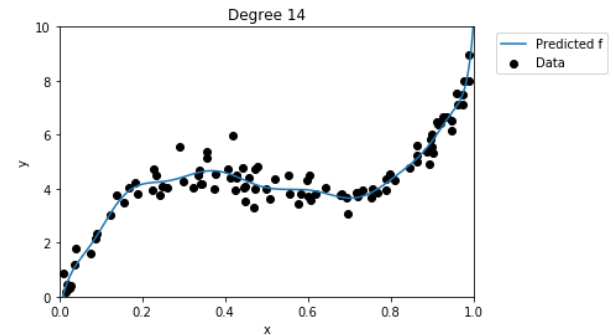
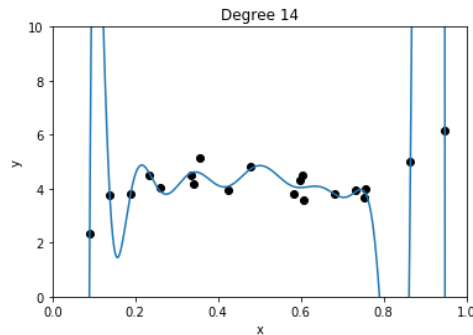
- No sharing code
- No sharing answers
- If you have any doubts, ask a TA or post on Piazza

Zoom lecture housekeeping

Number of Features

Overfitting is not limited to polynomial regression of large degree. It can also happen if you use a large number of features!

Why? Overfitting depends on how much data you have and if there is enough to get a representative sample for the complexity of the model.



Ridge Regression

Change quality metric to minimize

$$\hat{w} = \min_w \text{RSS}(W) + \lambda \|w\|_2^2$$

λ is a tuning parameter that changes how much the model cares about the regularization term.

What if $\lambda = 0$?

What if $\lambda = \infty$?

λ in between?

Think 

2 min

pollev.com/cse416

How should we choose the best value of λ ?

- Pick the λ that has the smallest $RSS(\hat{w})$ on the **training set**
- Pick the λ that has the smallest $RSS(\hat{w})$ on the **test set**
- Pick the λ that has the smallest $RSS(\hat{w})$ on the **validation set**
- Pick the λ that has the smallest $RSS(\hat{w}) + \lambda \|\hat{w}\|_2^2$ on the **training set**
- Pick the λ that has the smallest $RSS(\hat{w}) + \lambda \|\hat{w}\|_2^2$ on the **test set**
- Pick the λ that has the smallest $RSS(\hat{w}) + \lambda \|\hat{w}\|_2^2$ on the **validation set**
- Pick the λ that results in the smallest coefficients
- Pick the λ that results in the largest coefficients
- None of the above

Choosing λ

For any particular setting of λ , use Ridge Regression objective

$$\hat{w}_{ridge} = \min_w RSS(w) + \lambda \|w_{1:D}\|_2^2$$

If λ is too small, will overfit to **training set**. Too large, $\hat{w}_{ridge} = 0$.

How do we choose the right value of λ ? We want the one that will do best on **future data**. This means we want to minimize error on the validation set.

Don't need to minimize $RSS(w) + \lambda \|w_{1:D}\|_2^2$ on validation because you can't overfit to the validation data (you never train on it).

Another argument is that it doesn't make sense to compare those values for different settings of λ . They are in different "units" in some sense.

Choosing λ

The process for selecting λ is exactly the same as we saw with using a validation set or using cross validation.

```
for  $\lambda$  in  $\lambda$ s:
```

```
    Train a model using Gradient Descent
```

$$\hat{w}_{ridge(\lambda)} = \min_w RSS_{train}(w) + \lambda \|w_{1:D}\|_2^2$$

```
    Compute validation error
```

$$validation_error = RSS_{val}(\hat{w}_{ridge(\lambda)})$$

```
    Track  $\lambda$  with smallest validation_error
```

```
Return  $\lambda^*$  & estimated future error  $RSS_{test}(\hat{w}_{ridge(\lambda^*)})$ 
```

There is no fear of overfitting to validation set since you never trained on it! You can just worry about error when you aren't worried about overfitting to the data.

Feature Selection

Benefits

Why do we care about selecting features? Why not use them all?

Complexity

Models with too many features are more complex. Might overfit!

Interpretability

Can help us identify which features carry more information.

Efficiency

Imagine if we had MANY features (e.g. DNA). \hat{w} could have 10^{11} coefficients. Evaluating $\hat{y} = \hat{w}^T h(x)$ would be very slow!

If \hat{w} is **sparse**, only need to look at the non-zero coefficients

$$\hat{y} = \sum_{\hat{w}_j \neq 0} \hat{w}_j h_j(x)$$

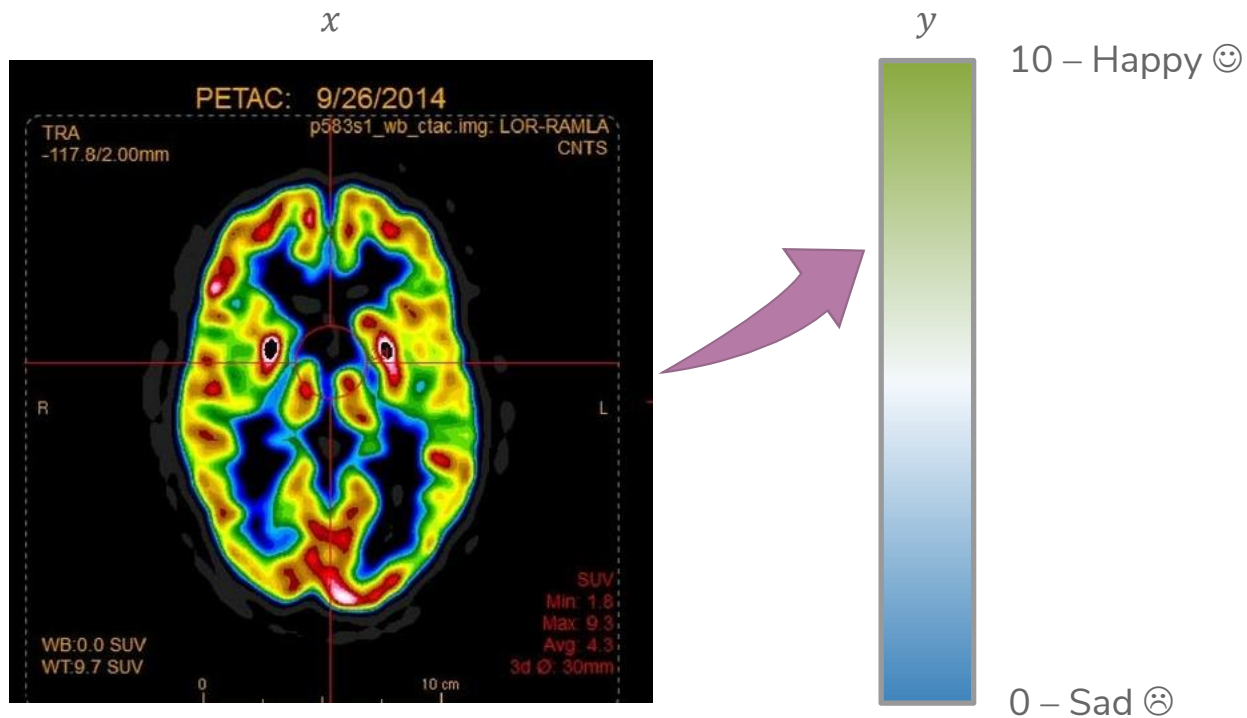
Sparsity: Housing

Might have many features to potentially use. Which are useful?

Lot size	Dishwasher
Single Family	Garbage disposal
Year built	Microwave
Last sold price	Range / Oven
Last sale price/sqft	Refrigerator
Finished sqft	Washer
Unfinished sqft	Dryer
Finished basement sqft	Laundry location
# floors	Heating type
Flooring types	Jetted Tub
Parking type	Deck
Parking amount	Fenced Yard
Cooling	Lawn
Heating	Garden
Exterior materials	Sprinkler System
Roof type	
Structure style	...

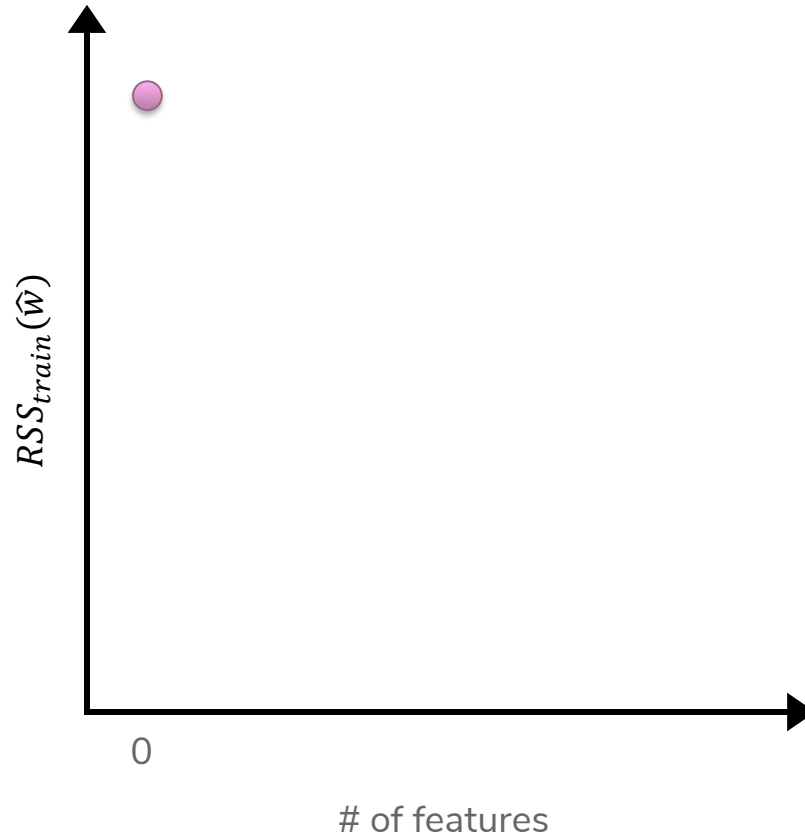
Sparsity: Reading Minds

How happy are you? What part of the brain controls happiness?



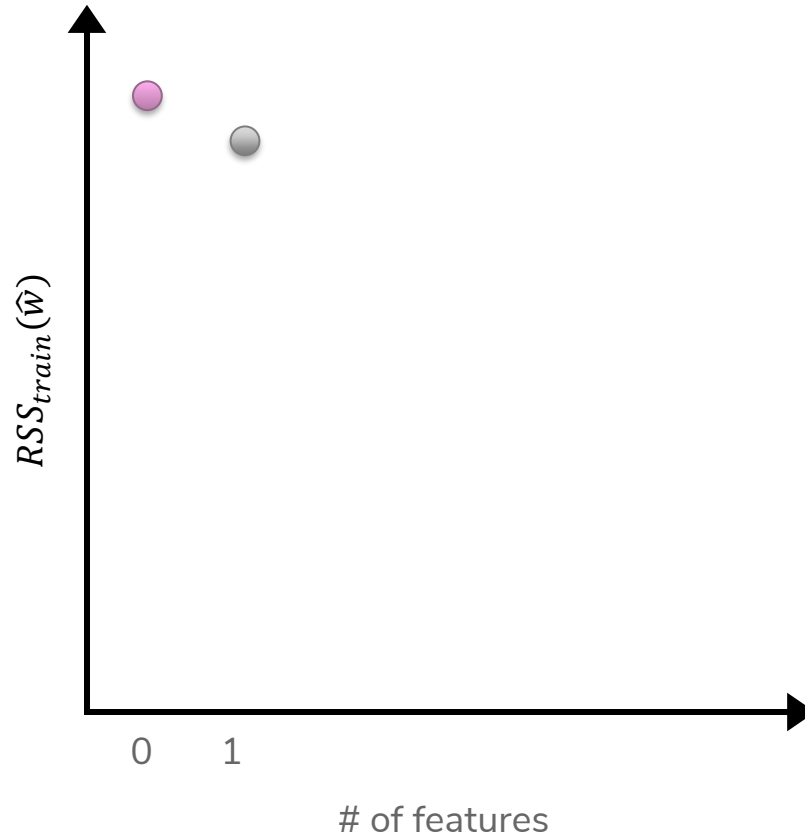
Option 1
All Subsets

Best Model Size 0



Features
bathrooms
bedrooms
sq.ft. living
sq.ft lot
floors
year built
year renovated
waterfront

Best Model Size 1



Features

bathrooms

bedrooms

sq.ft. living

sq.ft lot

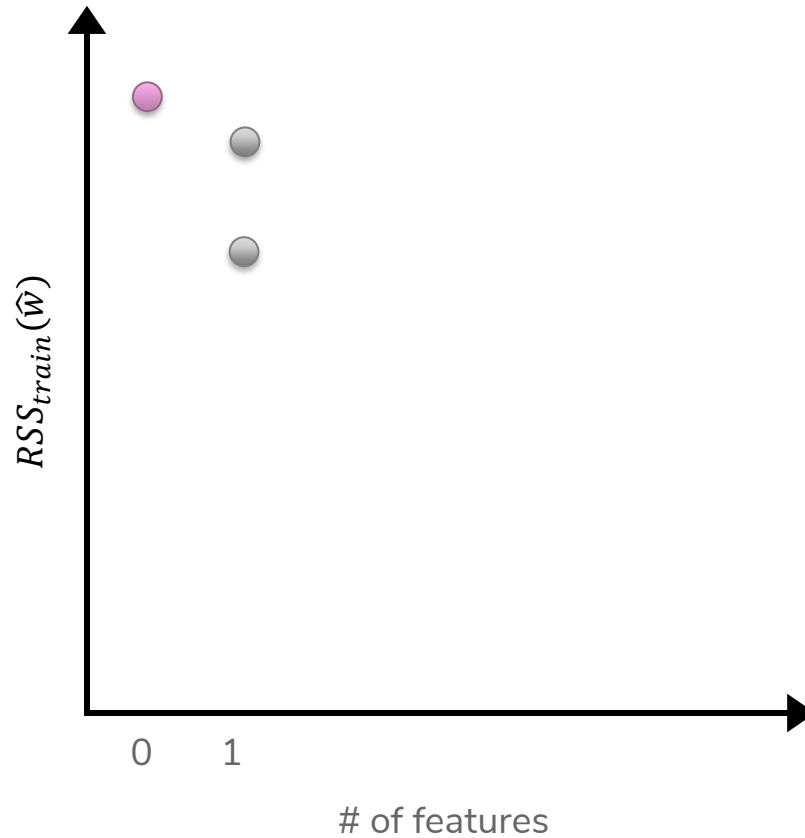
floors

year built

year renovated

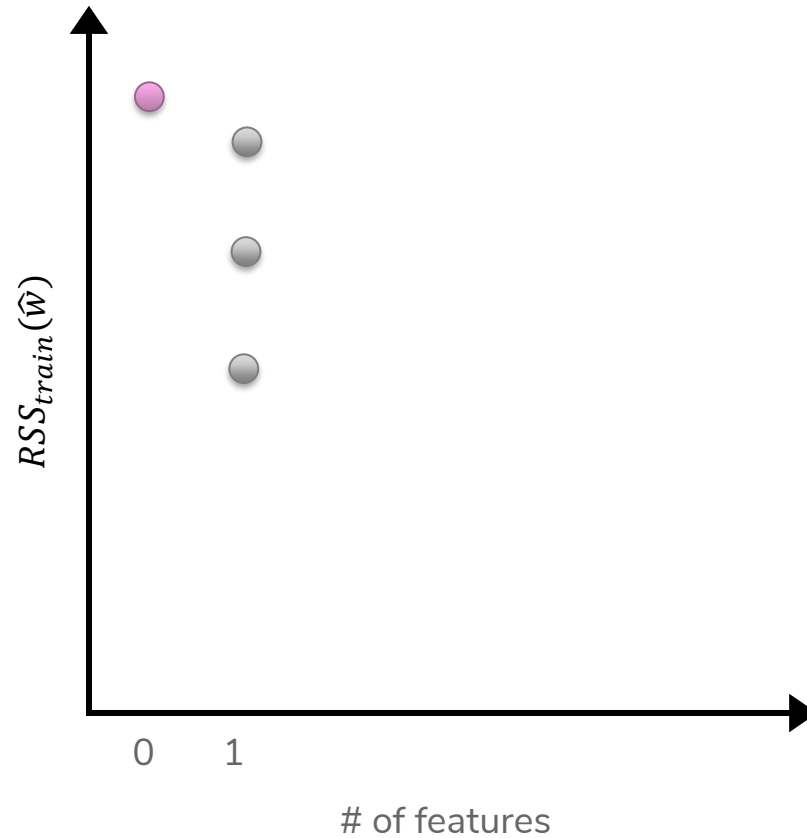
waterfront

Best Model Size 1



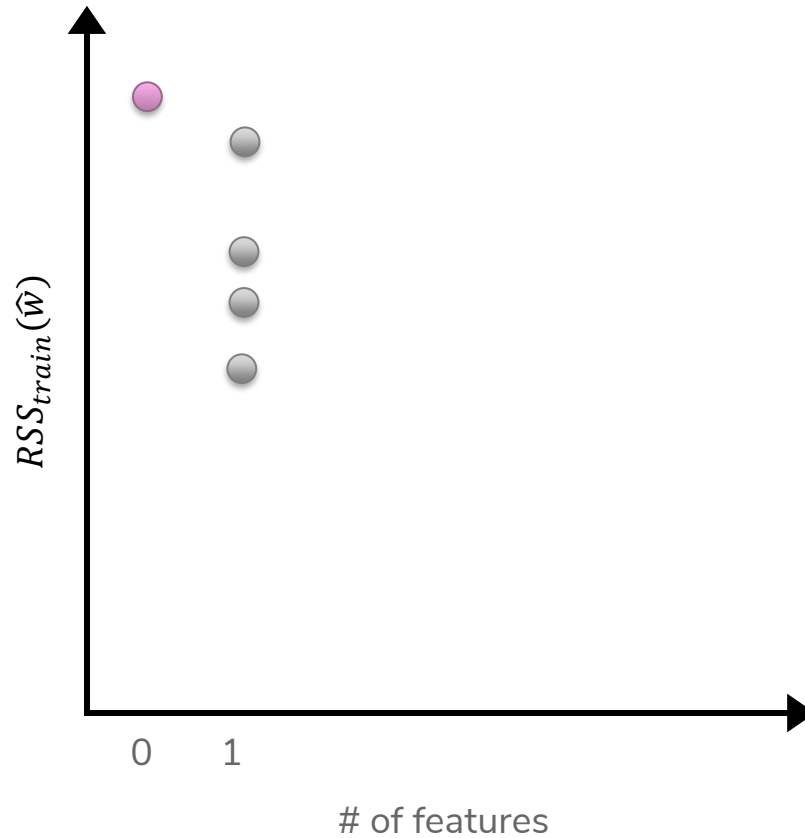
Features
bathrooms
bedrooms
sq.ft. living
sq.ft lot
floors
year built
year renovated
waterfront

Best Model Size 1



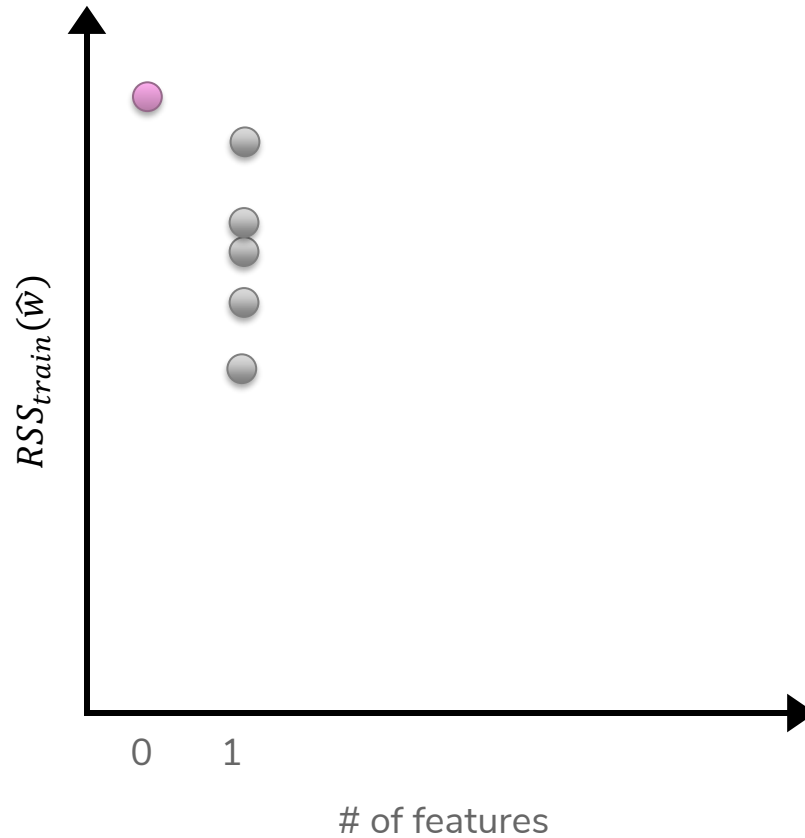
Features
bathrooms
bedrooms
sq.ft. living
sq.ft lot
floors
year built
year renovated
waterfront

Best Model Size 1



Features
bathrooms
bedrooms
sq.ft. living
sq.ft lot
floors
year built
year renovated
waterfront

Best Model Size 1



Features

bathrooms

bedrooms

sq.ft. living

sq.ft lot

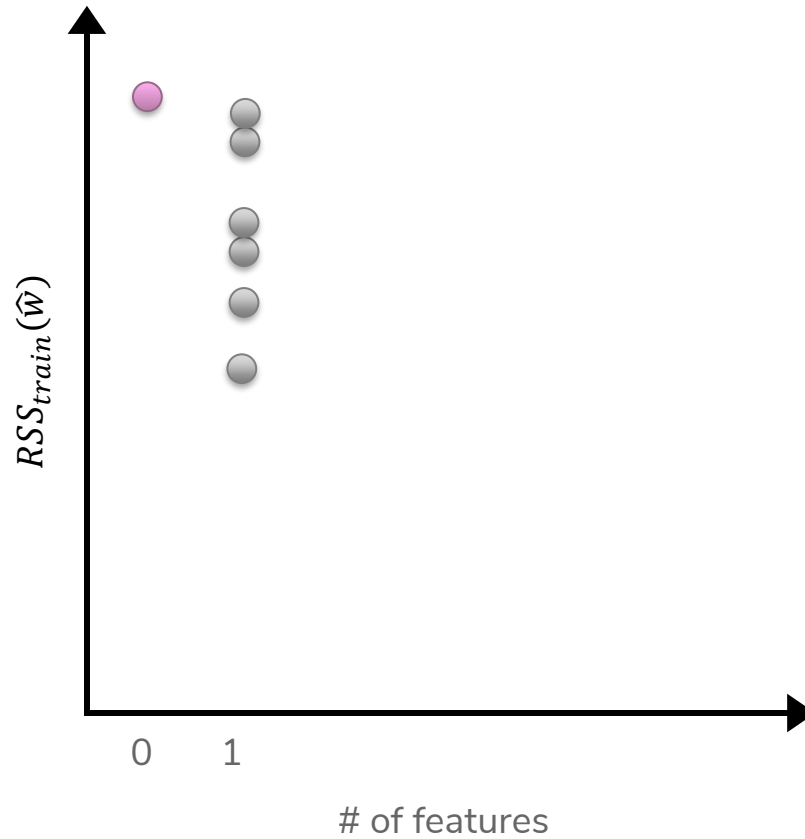
floors

year built

year renovated

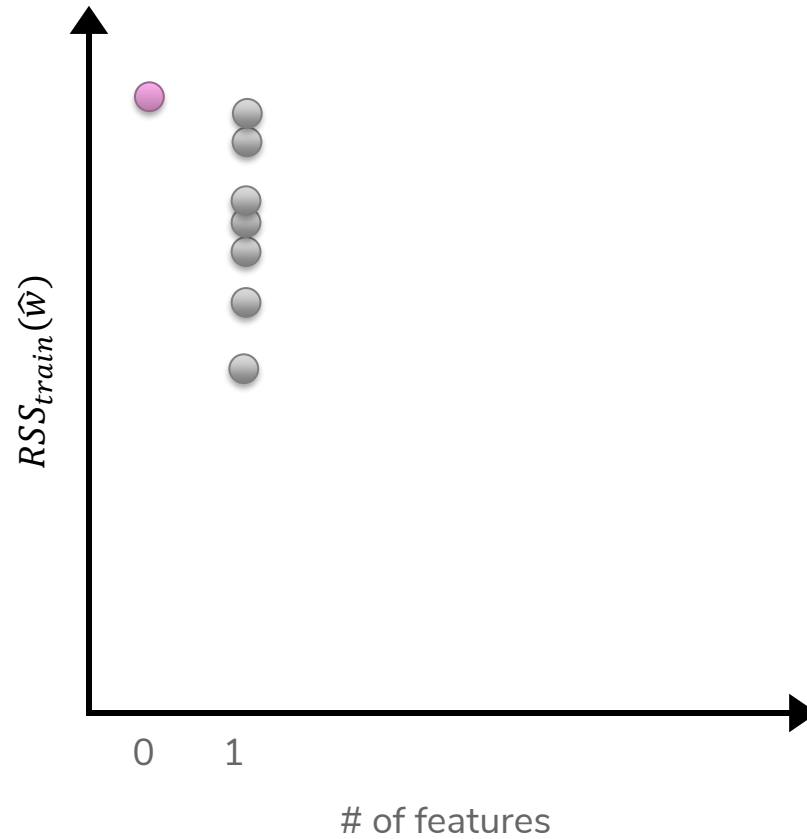
waterfront

Best Model Size 1



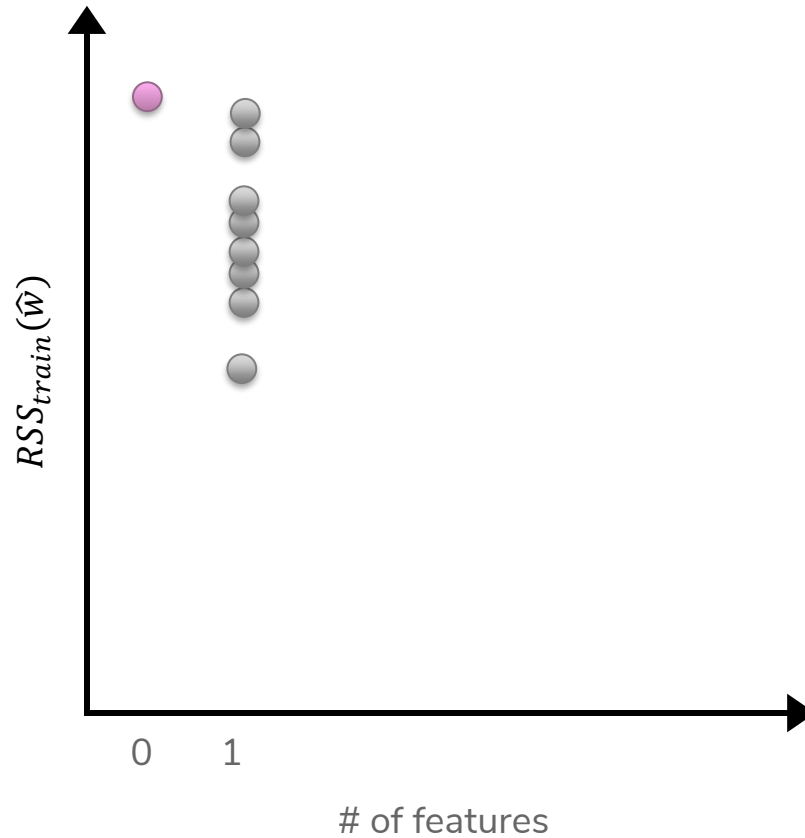
Features
bathrooms
bedrooms
sq.ft. living
sq.ft lot
floors
year built
year renovated
waterfront

Best Model Size 1



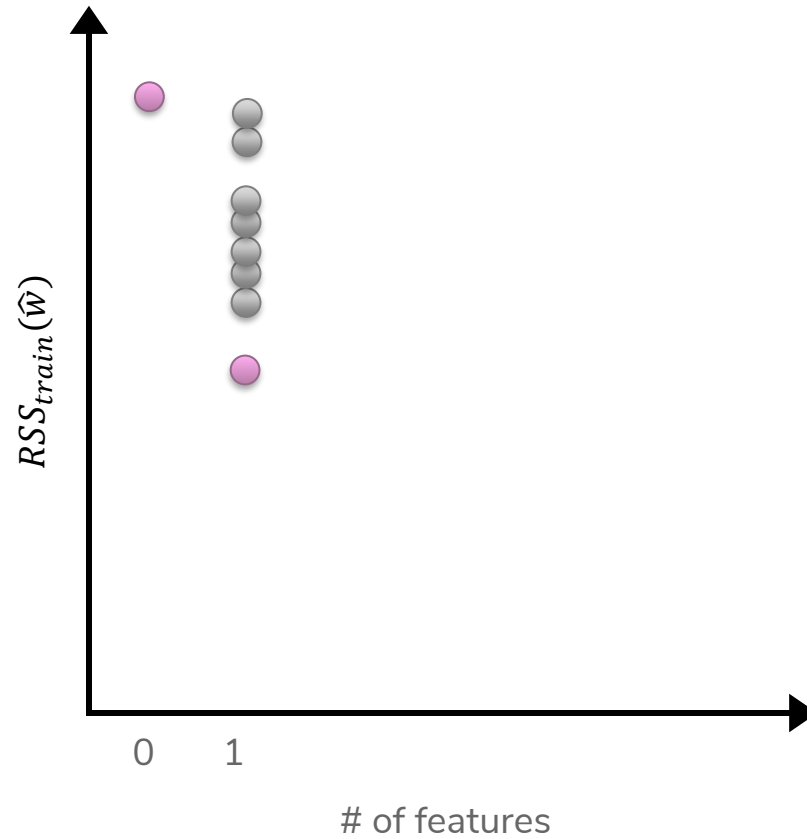
Features
bathrooms
bedrooms
sq.ft. living
sq.ft lot
floors
year built
year renovated
waterfront

Best Model Size 1



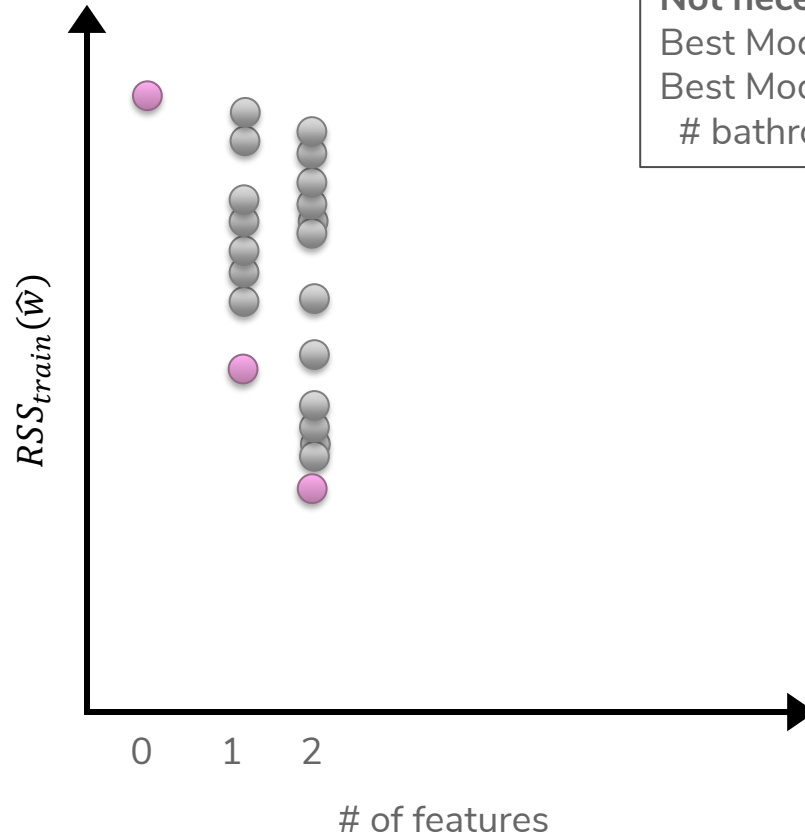
Features
bathrooms
bedrooms
sq.ft. living
sq.ft lot
floors
year built
year renovated
waterfront

Best Model Size 1



- Features**
- # bathrooms
 - # bedrooms
 - sq.ft. living
 - sq.ft lot
 - floors
 - year built
 - year renovated
 - waterfront

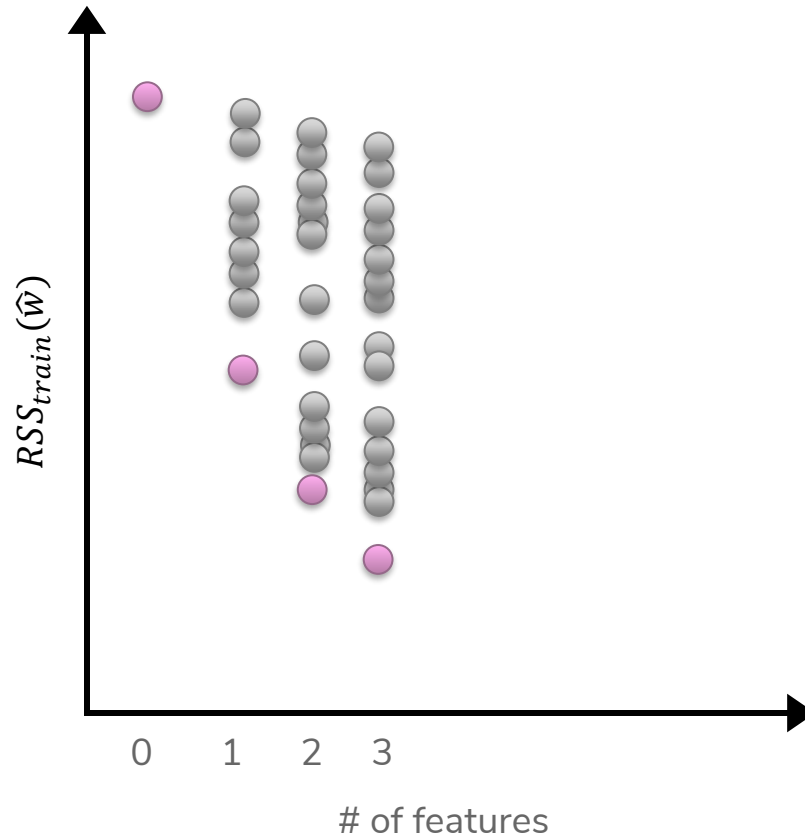
Best Model Size 2



Not necessarily nested!
Best Model – Size 1: sq.ft living
Best Model – Size 2:
bathrooms & # bedrooms

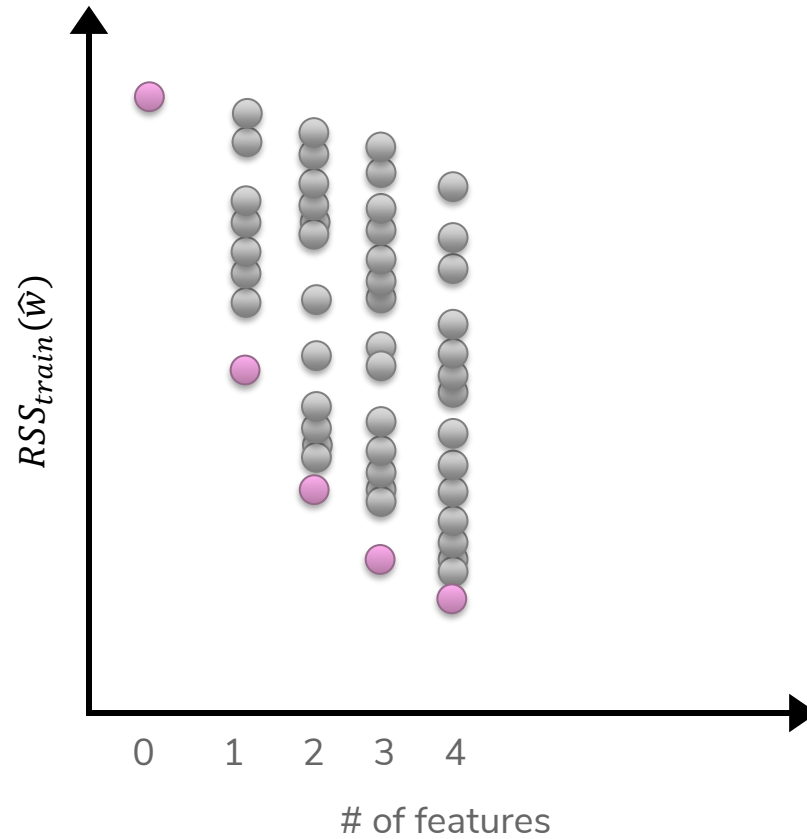
- Features**
- # bathrooms
 - # bedrooms
 - sq.ft. living
 - sq.ft lot
 - floors
 - year built
 - year renovated
 - waterfront

Best Model Size 3



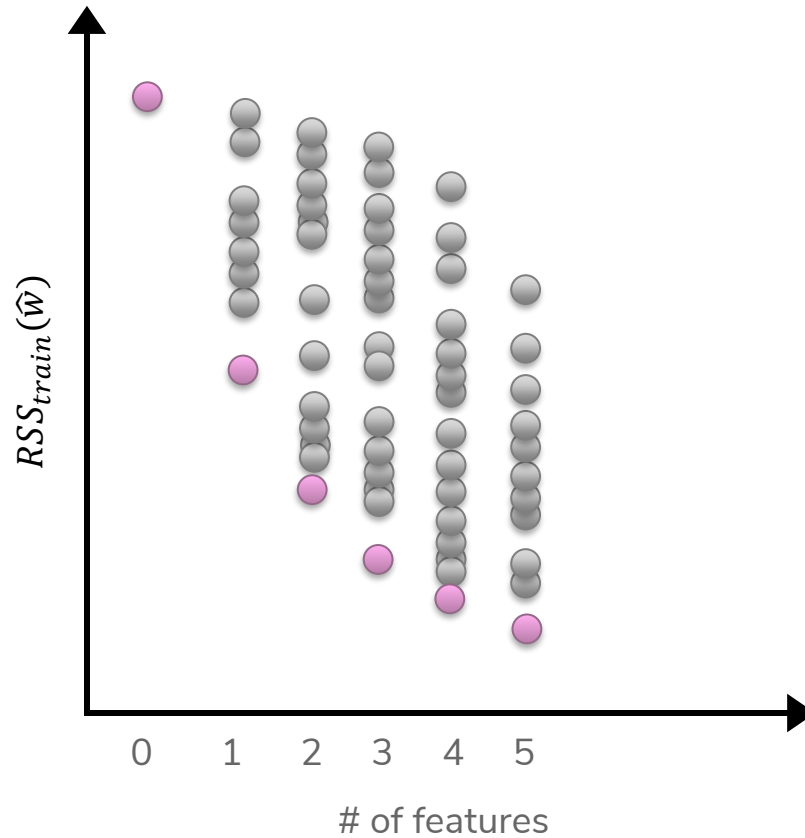
Features
bathrooms
bedrooms
sq.ft. living
sq.ft lot
floors
year built
year renovated
waterfront

Best Model Size 4



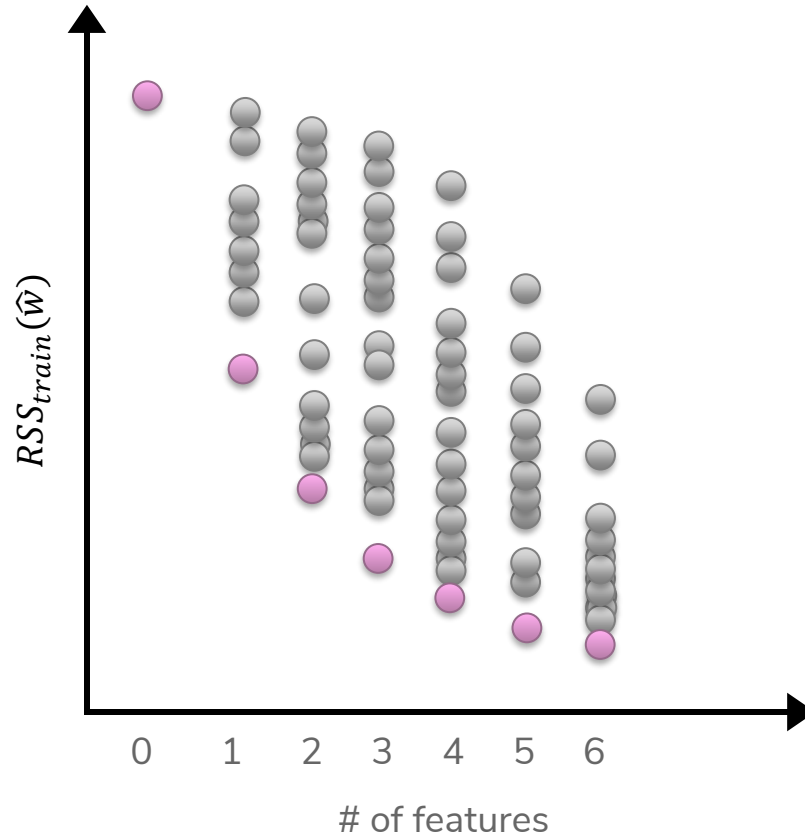
Features
bathrooms
bedrooms
sq.ft. living
sq.ft lot
floors
year built
year renovated
waterfront

Best Model Size 5



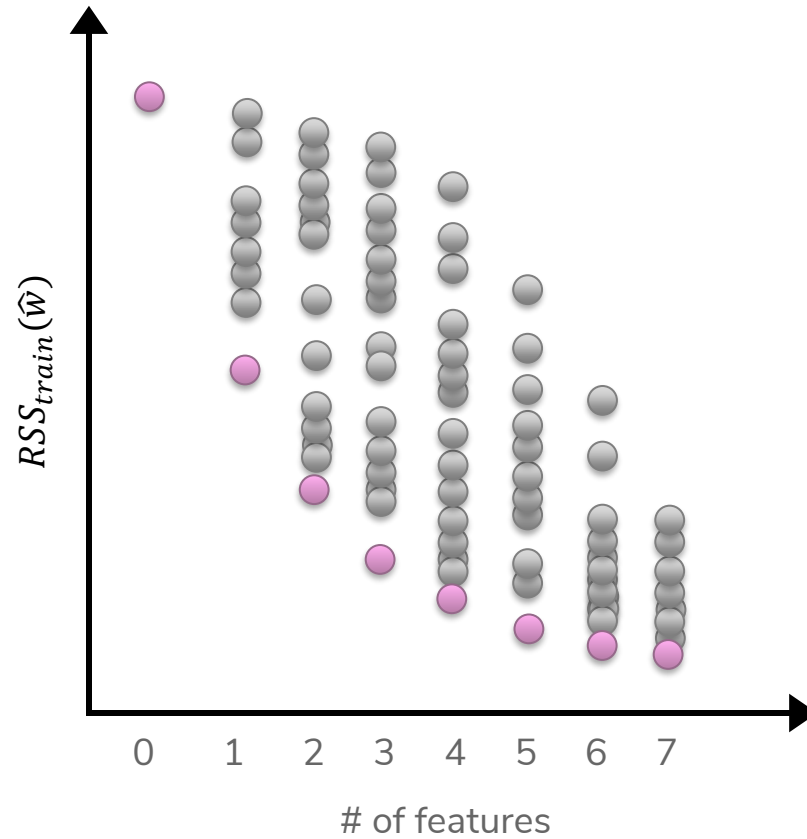
Features
bathrooms
bedrooms
sq.ft. living
sq.ft lot
floors
year built
year renovated
waterfront

Best Model Size 6



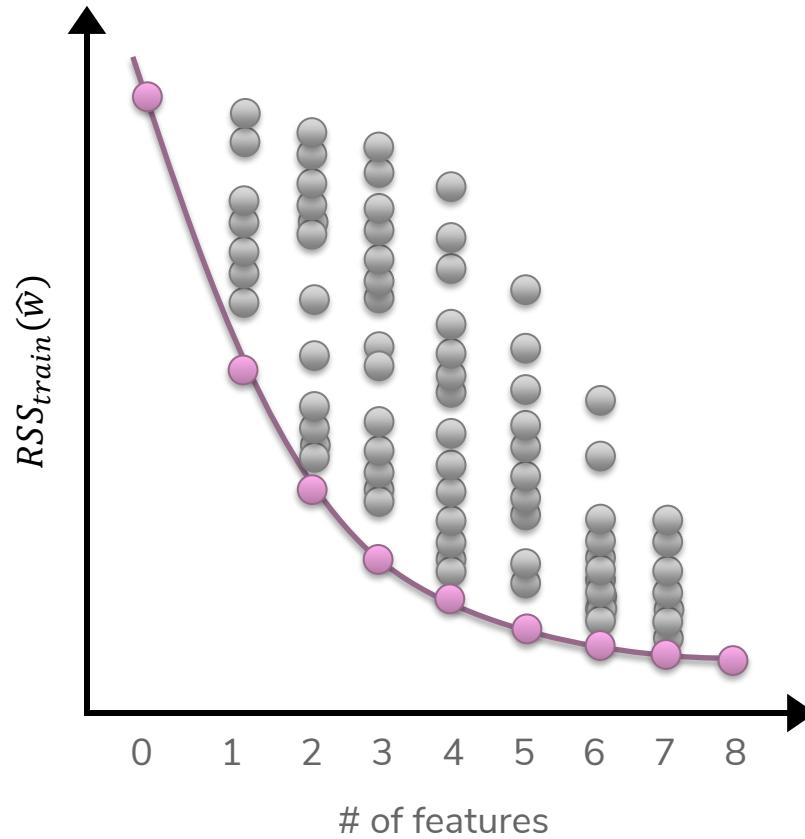
Features
bathrooms
bedrooms
sq.ft. living
sq.ft lot
floors
year built
year renovated
waterfront

Best Model Size 7



Features
bathrooms
bedrooms
sq.ft. living
sq.ft lot
floors
year built
year renovated
waterfront

Best Model Size 8



Features
bathrooms
bedrooms
sq.ft. living
sq.ft lot
floors
year built
year renovated
waterfront

Poll Everywhere

Think 

1 min

The past example was talking about training data. **We would expect to see a graph with (relatively) the same shape if we were measuring test RSS instead?** Why or why not?

- **True**
- **False**

Why or why not? *Use your reasoning!*

pollev.com/cse416

Choose Num Features?

Option 1

Assess on a validation set

Option 2

Cross validation

Option 3+

Other metrics for penalizing model complexity like BIC

Efficiency of All Subsets

How many models did we evaluate?

$$\begin{array}{ll} \hat{y}_i = \epsilon_i & [0 \ 0 \ 0 \ \dots \ 0 \ 0 \ 0] \\ \hat{y}_i = w_0 h_0(x) + \epsilon_i & [1 \ 0 \ 0 \ \dots \ 0 \ 0 \ 0] \\ \hat{y}_i = w_1 h_1(x) + \epsilon_i & [0 \ 1 \ 0 \ \dots \ 0 \ 0 \ 0] \\ \dots & \dots \\ \hat{y}_i = w_0 h_0(x) + w_1 h_1(x) + \epsilon_i & [1 \ 1 \ 0 \ \dots \ 0 \ 0 \ 0] \\ \dots & \dots \\ \hat{y}_i = w_0 h_0(x) + w_1 h_1(x) + \dots + w_D h_D(x) \epsilon_i & [1 \ 1 \ 1 \ \dots \ 1 \ 1 \ 1] \end{array}$$

If evaluating all subsets of 8 features only took 5 seconds, then

- 16 features would take 21 minutes
- 32 features would take almost 3 years
- 100 features would take almost $7.5 \cdot 10^{20}$ years
 - 50,000,000,000x longer than the age of the universe!

Greedy Algorithms

Knowing it's impossible to find exact solution, approximate it!

Forward stepwise

Start from model with no features, iteratively add features as performance improves.

Backward stepwise

Start with a full model and iteratively remove features that are the least useful.

Combining forward and backwards steps

Do a forward greedy algorithm that eventually prunes features that are no longer as relevant

And many many more!

Example Greedy Algorithm

Start by selecting number of features k

```
 $S_0 \leftarrow \{\}$ 
```

```
for  $i \leftarrow 1..k$ :
```

```
    Find feature  $f_i$  not in  $S_{i-1}$ , that when combined  
    with  $S_{i-1}$ , minimizes the loss the most.
```

```
 $S_i \leftarrow S_{i-1} \cup \{f_i\}$ 
```

```
Return  $S_k$ 
```

Called greedy because it makes choices that look best at the time.



Brain Break



Option 2

Regularization

Recap: Regularization

Before, we used the quality metric that minimized loss

$$\hat{w} = \min_w L(w)$$

Change quality metric to balance loss with measure of overfitting

- $L(w)$ is the measure of fit
- $R(w)$ measures the magnitude of coefficients

$$\hat{w} = \min_w L(w) + R(w)$$

How do we actually measure the magnitude of coefficients?

Recap: Magnitude

Come up with some number that summarizes the magnitude of the coefficients in w .

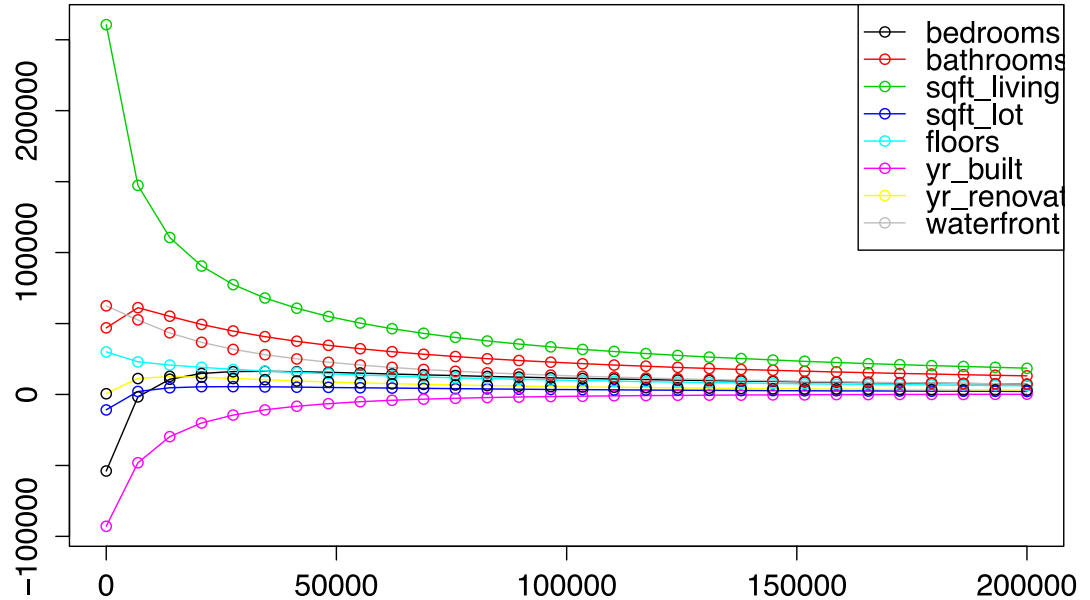
Sum?

Sum of absolute values?

Sum of squares?

Ridge for Feature Selection

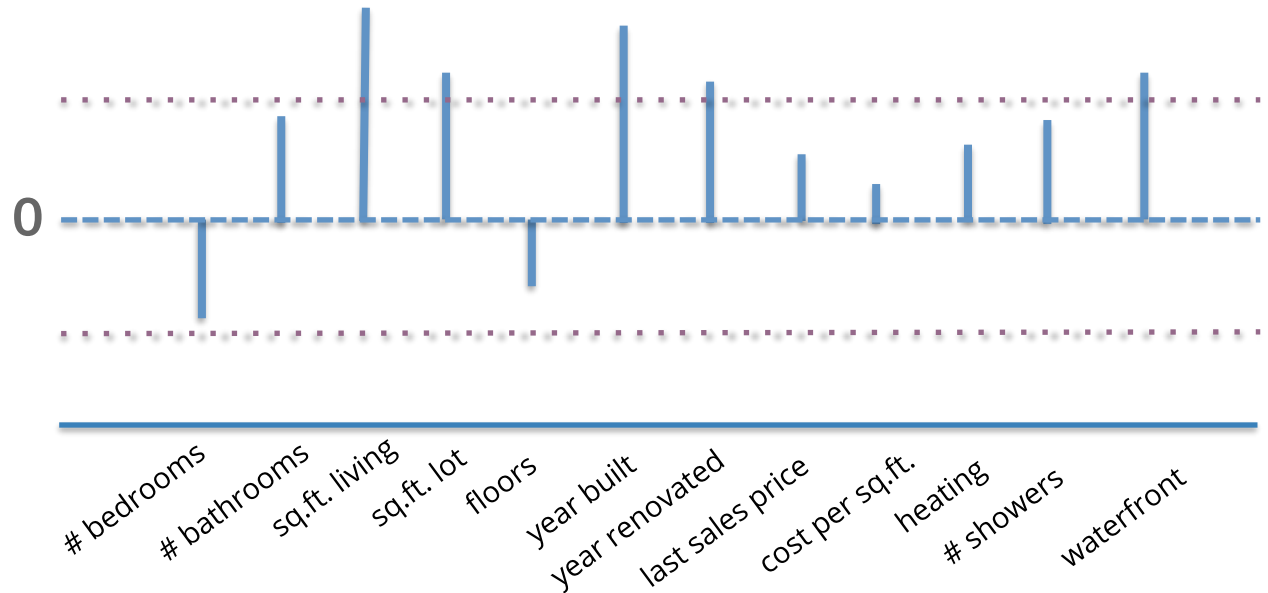
We saw that Ridge Regression shrinks coefficients, but they don't become 0. What if we remove weights that are sufficiently small?



Ridge for Feature Selection

Instead of searching over a **discrete** set of solutions, use regularization to reduce coefficient of unhelpful features.

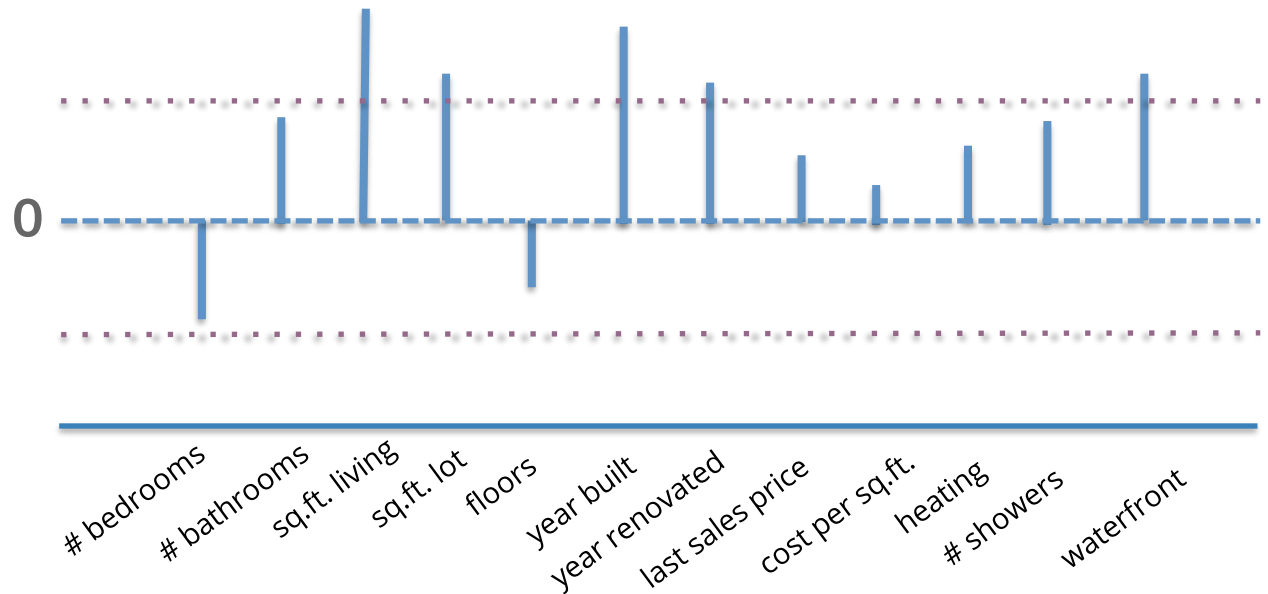
Start with a full model, and then “shrink” ridge coefficients near 0.
Non-zero coefficients would be considered selected as important.



Ridge for Feature Selection

Look at two related features `#bathrooms` and `# showers`.

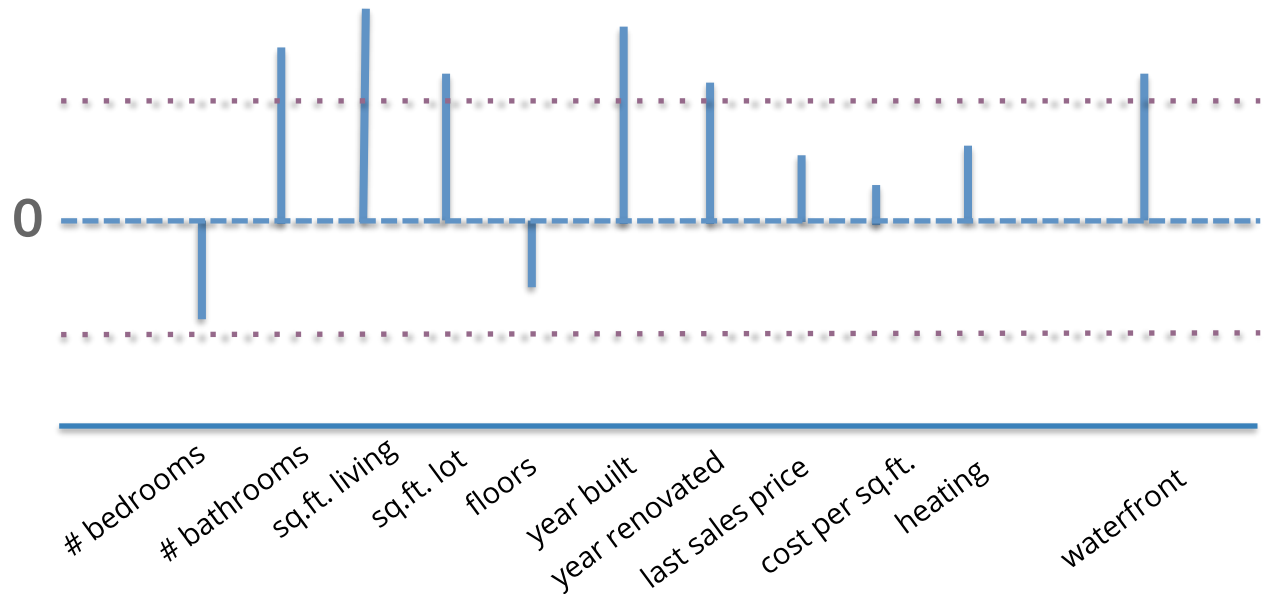
Our model ended up not choosing any features about bathrooms!



Ridge for Feature Selection

What if we had originally removed the # showers feature?

- The coefficient for # bathrooms would be larger since it wasn't "split up" amongst two correlated features
- Instead, it would be nice if there were a regularizer that favors sparse solutions in the first place to account for this...



LASSO Regression

Change quality metric to minimize

$$\hat{w} = \min_w \text{RSS}(W) + \lambda \|w\|_1$$

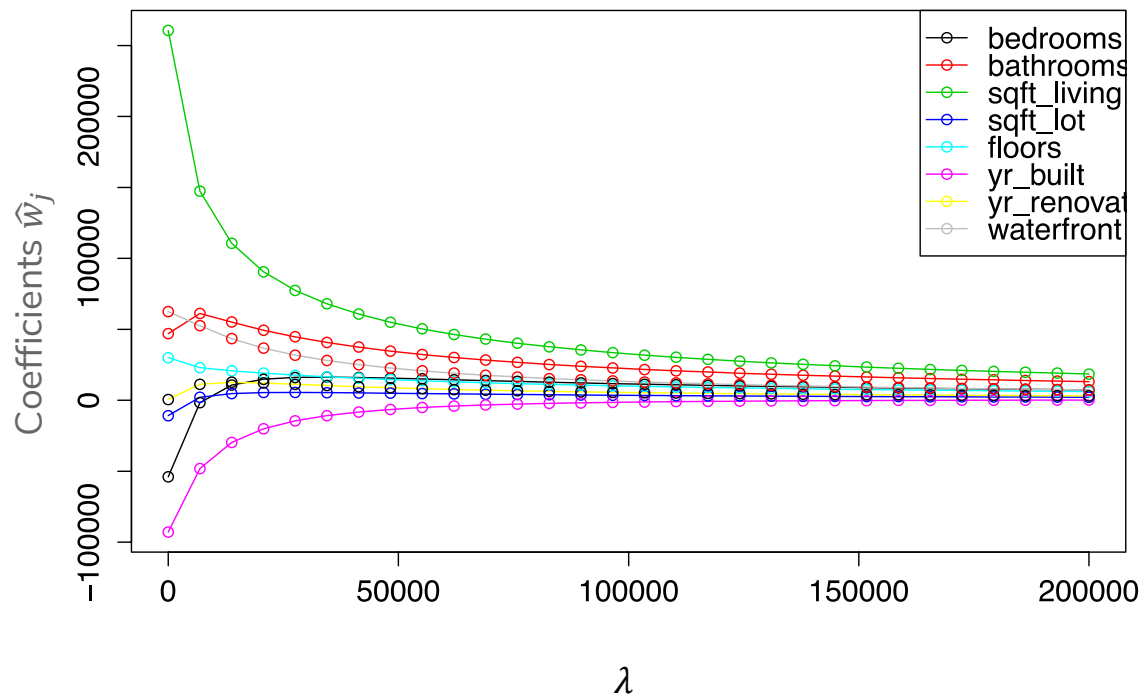
λ is a tuning parameter that changes how much the model cares about the regularization term.

What if $\lambda = 0$?

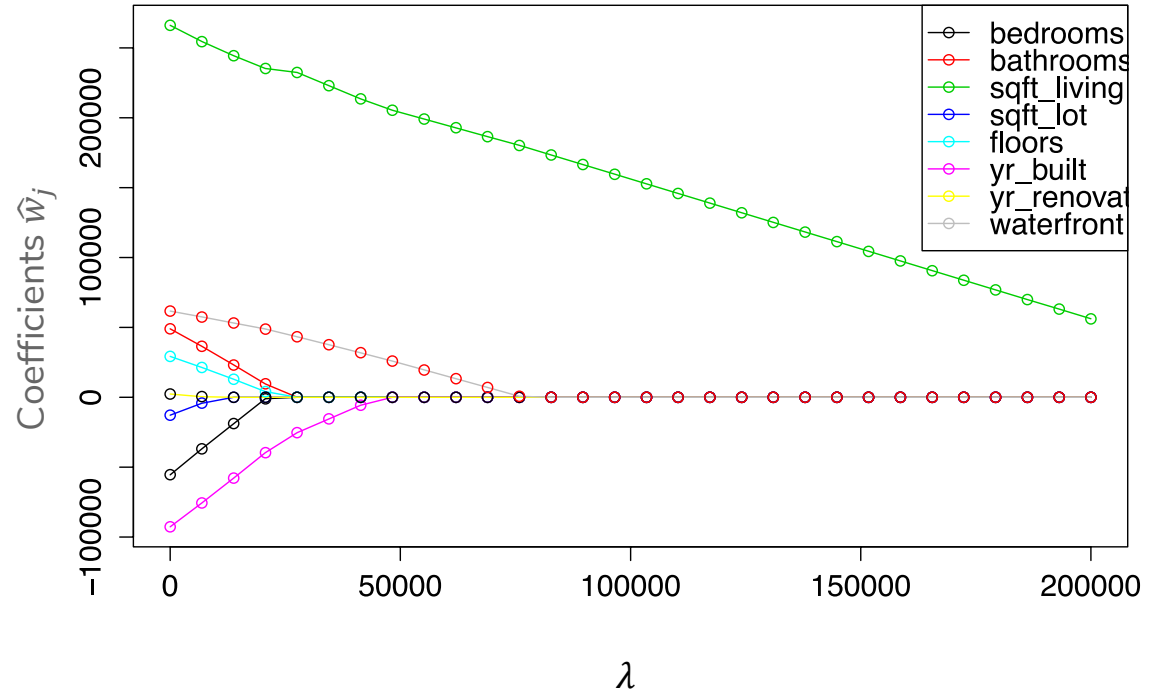
What if $\lambda = \infty$?

λ in between?

Ridge Coefficient Paths



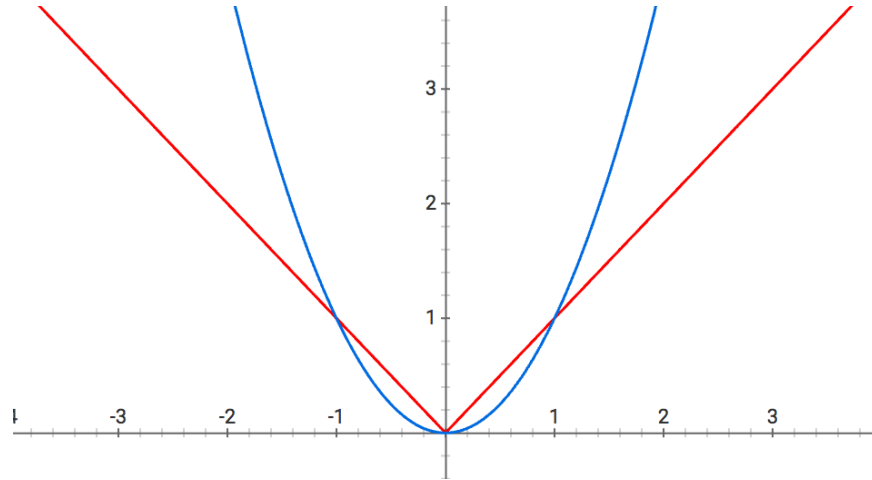
LASSO Coefficient Paths



Sparsity

When using the L1 Norm ($\|w\|_1$) as a regularizer, it favors solutions that are **sparse**. Sparsity for regression means many of the learned coefficients are 0.

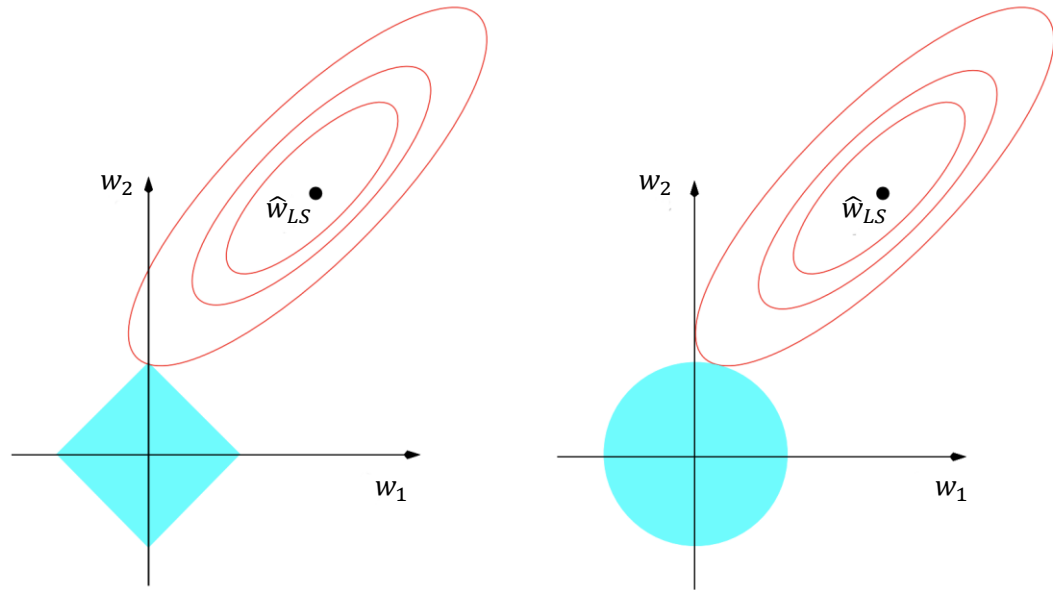
This has to do with the shape of the norm



When w_j is small, w_j^2 is VERY small!

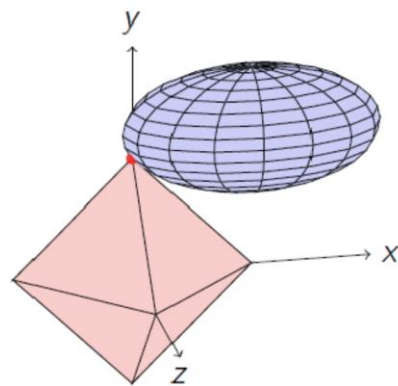
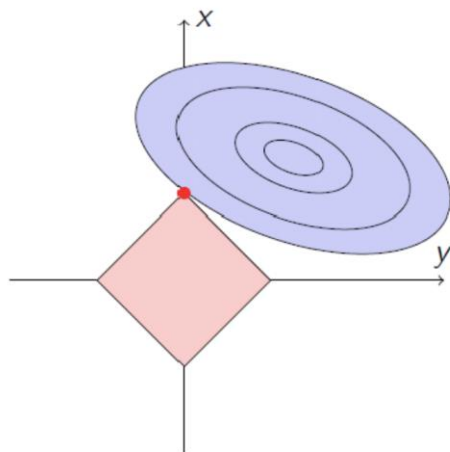
Sparsity Geometry

Another way to visualize why LASSO prefers sparse solutions



The L1 ball has corners (places where some coefficients are 0)

Sparsity Geometry





Brain Break

Me: *uses machine learning*

Machine: *learns*

Me:



Choosing λ

Exactly the same as Ridge Regression :)

This will be true for almost every **hyperparameter** we talk about

A **hyperparameter** is a parameter you specify for the model that influences which parameters (e.g. coefficients) are learned by the ML algorithm

De-biasing LASSO

LASSO adds bias to the Least Squares solution (this was intended to avoid the variance that leads to overfitting)

- Recall Bias-Variance Tradeoff

It's possible to try to remove the bias from the LASSO solution using the following steps

1. Run LASSO to select the which features should be used (those with non-zero coefficients)
2. Run regular Ordinary Least Squares on the dataset with only those features

Coefficients are no longer shrunk from their true values

Issues with LASSO

1. Within a group of highly correlated features (e.g. # bathroom and # showers), LASSO tends to select amongst them arbitrarily.
 - Maybe it would be better to select them all together?
2. Often, empirically Ridge tends to have better predictive performance

Elastic Net aims to address these issues

$$\hat{w}_{ElasticNet} = \min_w RSS(w) + \lambda_1 \|w\|_1 + \lambda_2 \|w\|_2^2$$

Combines both to achieve best of both worlds!

A Big Grain of Salt

Be careful when interpreting results of feature selection or feature importance in Machine Learning!

- Selection only considers features included
- Sensitive to correlations between features
- Results depend on the algorithm used!

Recap

Theme: Use regularization to do feature selection

Ideas:

- Describe “all subsets” approach to feature selection and why it’s impractical to implement.
- Formulate LASSO objective
- Describe how LASSO coefficients change as hyper-parameter λ is varied
- Interpret LASSO coefficient path plot
- Compare and contrast LASSO and ridge