

CSE 344 Introduction to Data Management

SQL Server Management Studio Install

Overview


1. Visit the SQL Server Management Studio Download page
<https://msdn.microsoft.com/library/mt238290.aspx>
2. Download SQL Server Management Studio (16.5.1) - Current GA release for production use.
3. Run the SSMS Setup executable.
4. Click Install. If prompted by User Account Control, click Yes.
5. Click Close.
6. Click the Windows icon (or press the Windows key) and type “sql server management studio”
7. Press the Enter key or click to open the “Microsoft SQL Server Management Studio” Desktop App.

1. Visit the SQL Server Management Studio Download page

Download SQL Server Management Studio (SSMS)

Updated: December 5, 2016

SQL Server Management Studio (SSMS) is an integrated environment for accessing, configuring, managing, administering, and developing all components of SQL Server. SSMS combines a broad group of graphical tools with a number of rich script editors to provide developers and administrators of all skill levels access to SQL Server. This release features improved compatibility with previous versions of SQL Server, a stand-alone web installer, and toast notifications within SSMS when new releases become available.

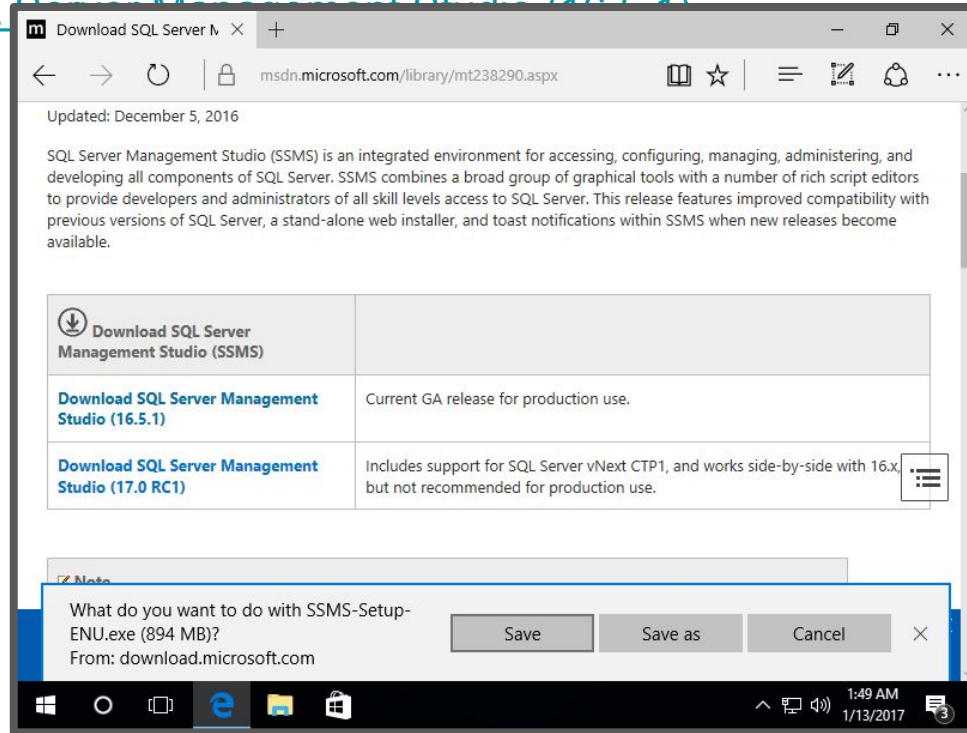
 Download SQL Server Management Studio (SSMS)	
Download SQL Server Management Studio (16.5.1)	Current GA release for production use.
Download SQL Server Management Studio	Includes support for SQL Server vNext CTP1, and works side-by-side with 16.x, but not recommended for production use.

<https://go.microsoft.com/fwlink/?linkid=837453>

1:48 AM
1/13/2017

2. Download the current GA release for production use. At the time of this writing the link is:


[Download SQL Server Management Studio \(16.5.1\)](#)



3. Run the SSMS Setup executable.

Updated: December 5, 2016

SQL Server Management Studio (SSMS) is an integrated environment for accessing, configuring, managing, administering, and developing all components of SQL Server. SSMS combines a broad group of graphical tools with a number of rich script editors to provide developers and administrators of all skill levels access to SQL Server. This release features improved compatibility with previous versions of SQL Server, a stand-alone web installer, and toast notifications within SSMS when new releases become available.

 Download SQL Server Management Studio (SSMS)	
Download SQL Server Management Studio (16.5.1)	Current GA release for production use.
Download SQL Server Management Studio (17.0 RC1)	Includes support for SQL Server vNext CTP1, and works side-by-side with 16.x, but not recommended for production use.

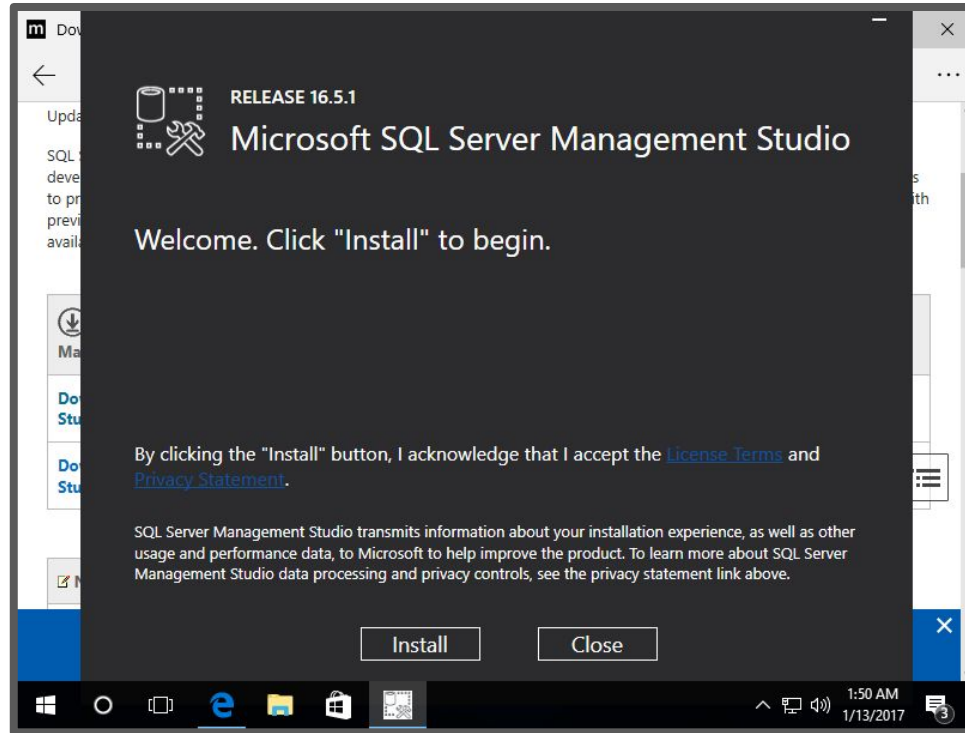
Note

SSMS-Setup-ENU.exe finished downloading.

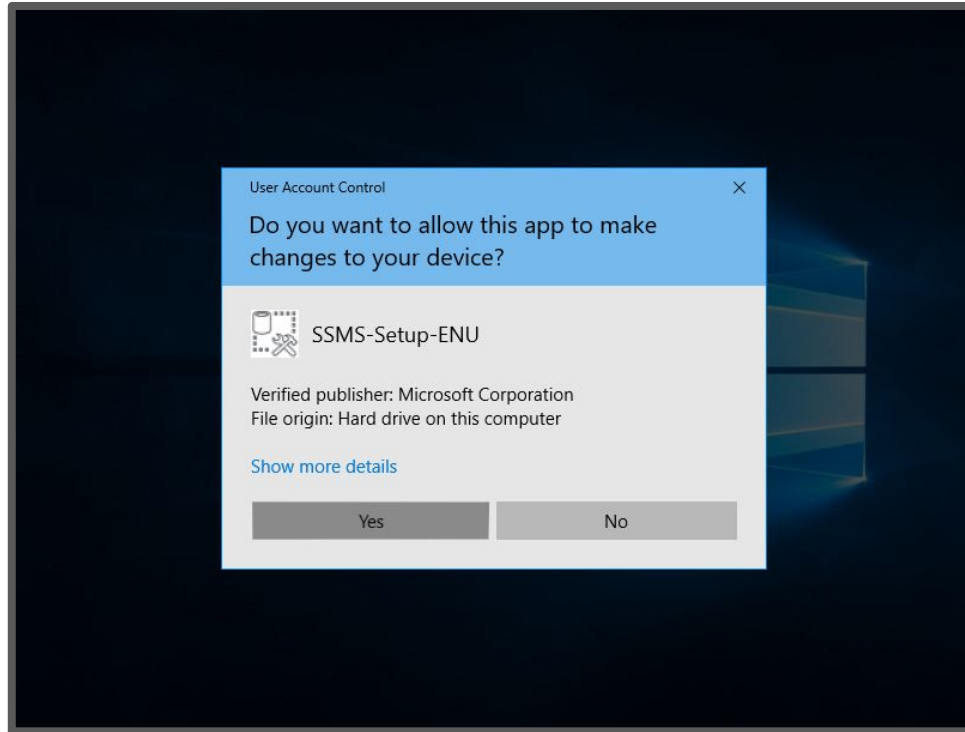
Run Open folder View downloads

1:50 AM 1/13/2017

4. Click Install.



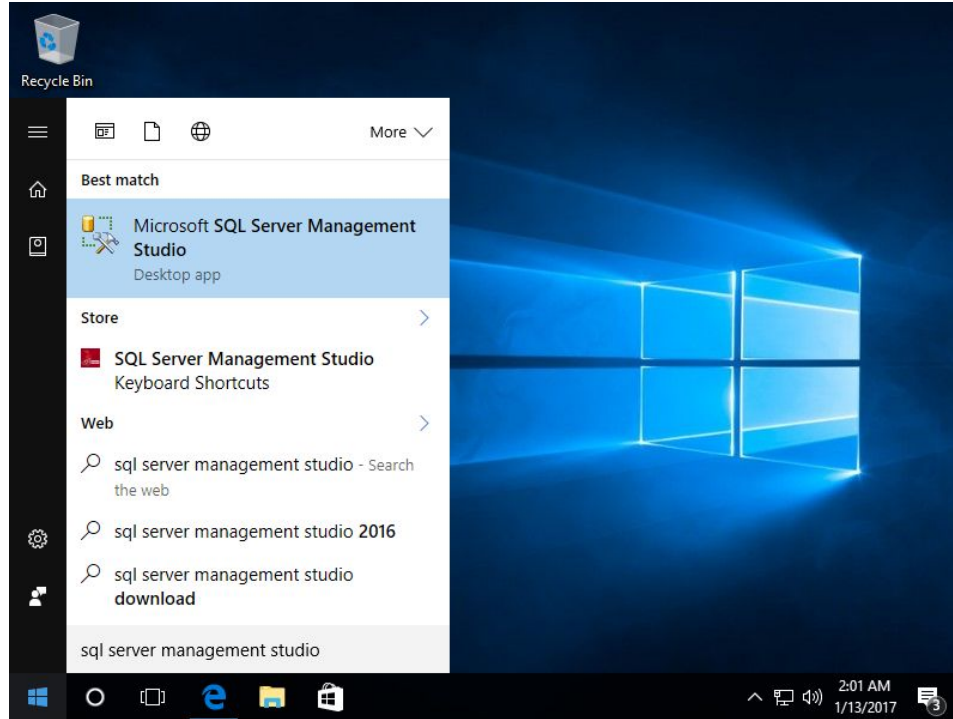
If prompted by User Account Control, click Yes.



5. Click Close.



6. Click the Windows icon (or press the Windows key) and type “sql server management studio”



7. Press the Enter key or click to open the “Microsoft SQL Server Management Studio” Desktop App.

