


CSE 401/M501 – Compilers

SSA

Hal Perkins

Spring 2023

Administrivia

- Codegen assignment and related slides for today's class and tomorrow's sections posted now
 - Due a week from Thursday (for 401)
 - CSE M 501 compilers with extensions due a week later (end of last week of classes). No separate codegen submission.
 - Get `System.out.println(17)` from main working by *this* Friday night (no kidding!)
 - Easy enough to do by the deadline if you ***don't*** put it off
- Once codegen is done we'll do an overall evaluation of your compiler, all phases, and rerun a comprehensive set of tests. This final evaluation is *the* major part of the project grade. So you need to fix any remaining bugs, all the way back to the scanner! 

Agenda

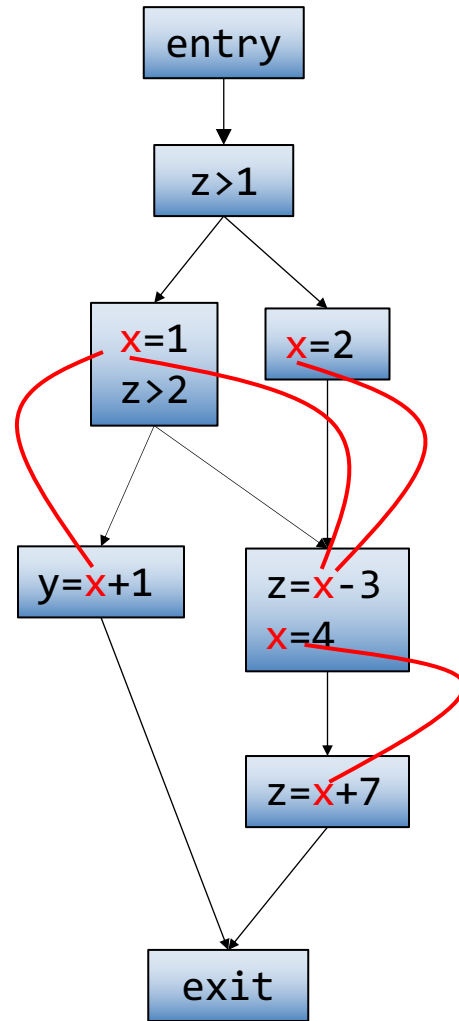
- Overview of SSA IR
 - Constructing SSA graphs
 - Sample of SSA-based optimizations
 - Converting back from SSA form

- Sources: Appel ch. 19, also an extended discussion in Cooper-Torczon sec. 9.3; Mike Ringenburt's CSE 401 slides

Def-Use (DU) Chains

- Common dataflow analysis problem: Find all sites where a variable is used, or find the definition site(s) of a variable used in an expression
- Traditional solution: def-use chains – additional data structure on top of the dataflow graph
 - Link each statement defining a variable to all statements that use it
 - Link each use of a variable to its (single) definition

Def-Use (DU) Chains



In this example, two DU chains intersect

DU-Chain Drawbacks

- Expensive: if a typical variable has N uses and M definitions, the total cost *per-variable* is $O(N * M)$, i.e., $O(n^2)$
 - Would be nice if cost were proportional to the size of the program
- Unrelated uses of the same variable are mixed together
 - Complicates analysis – variable looks live across all uses even if unrelated

SSA: Static Single Assignment

- IR where each variable has only one definition in the program text
 - This is a single *static* definition, but that definition can be in a loop, function, or other code that is executed dynamically many times
- Makes many analyses (and related optimizations) more efficient
- Separates values from memory storage locations
- Complementary to CFG/DFG – better for some things, but cannot do everything

SSA in Basic Blocks

Idea: for each original variable v , create a new variable v_n at the n^{th} definition of the original v . Subsequent uses of v use v_n until the next definition point.

- Original

$a := x + y$

$b := a - 1$

$a := y + b$

$b := x * 4$

$a := a + b$

- SSA

$a_1 := x + y$

$b_1 := a_1 - 1$

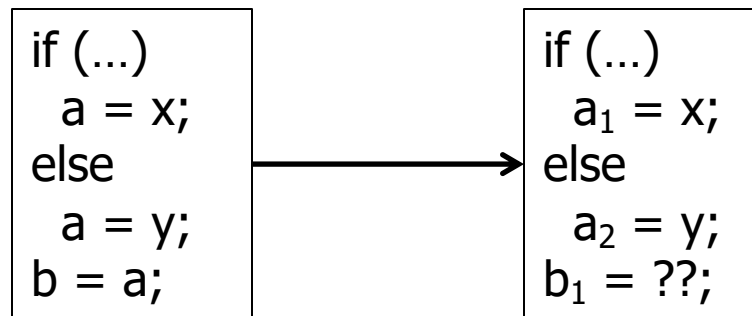
$a_2 := y + b_1$

$b_2 := x * 4$

$a_3 := a_2 + b_2$

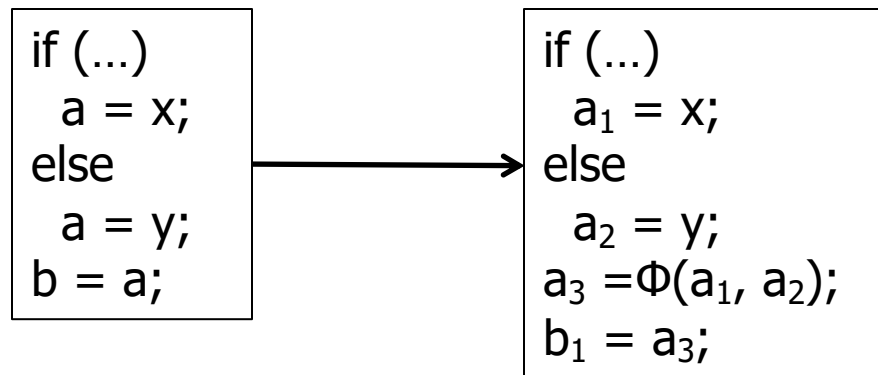
Merge Points

- The issue is how to handle merge points



Merge Points

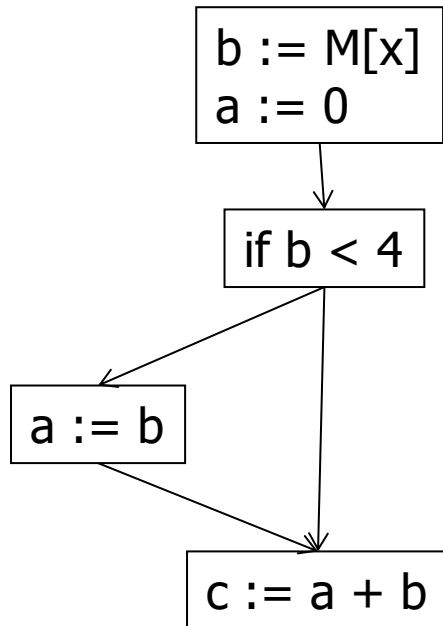
- The issue is how to handle merge points



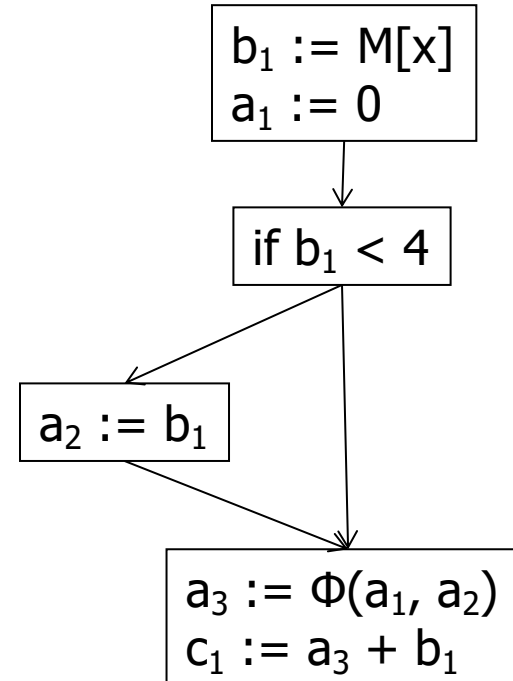
- Solution: introduce a Φ -function
 $a_3 := \Phi(a_1, a_2)$
- Meaning: a_3 is assigned either a_1 or a_2 depending on which control path is used to reach the Φ -function

Another Example

Original



SSA

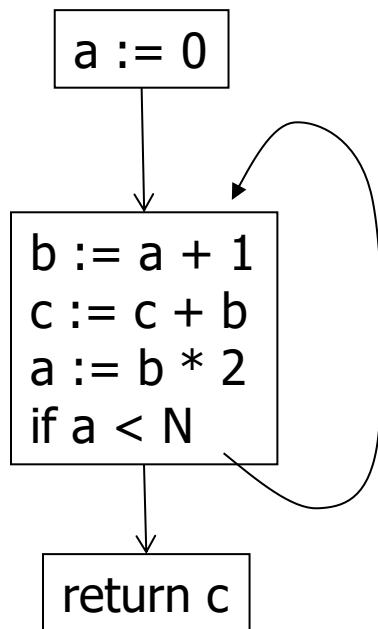


How Does Φ “Know” What to Pick?

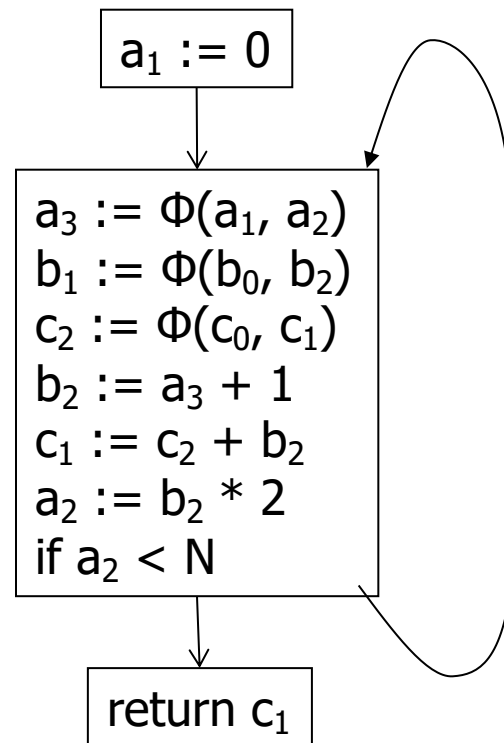
- It doesn't !
- Φ -functions don't actually exist at runtime
 - When we're done using the SSA IR, we translate back out of SSA form, removing all Φ -functions
 - Basically by adding code to copy all SSA x_i values to the single, non-SSA variable x
 - For analysis, all we typically need to know is the connection of uses to definitions – no need to “execute” anything
 - So Φ -functions are (only) compile-time bookkeeping

Example With a Loop

Original



SSA



Notes:

- Loop-back edges are also merge points, so require Φ -functions
- Convention: a_0, b_0, c_0 are initial values of a, b, c on entry to initial block
- b_1 is dead – can delete later
- c is live on entry – either input parameter or uninitialized

What does SSA “buy” us?

- No need for DU or UD chains – implicit in SSA
- Compact representation
- SSA is “recent” (i.e., 80s)
- Prevalent in real compilers for { } languages

Converting To SSA Form

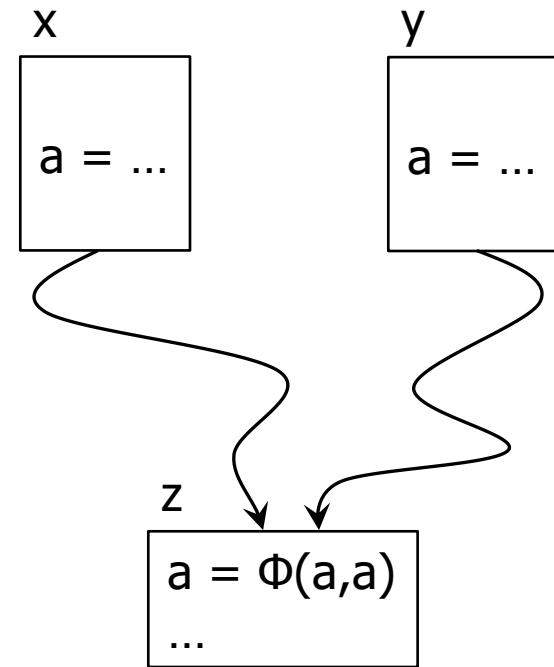
- Basic idea
 - First, add Φ -functions
 - Then, rename all definitions and uses of variables by adding subscripts

Inserting Φ -Functions

- Could simply add Φ -functions for every variable at every join point(!)
- Called “maximal SSA”
- But
 - Wastes *way* too much space and time
 - Not needed in many cases

Path-convergence criterion

- Insert a Φ -function for variable a at point z when:
 - There are blocks x and y , both containing definitions of a , and $x \neq y$
 - There are nonempty paths from x to z and from y to z
 - These paths have no common nodes other than z



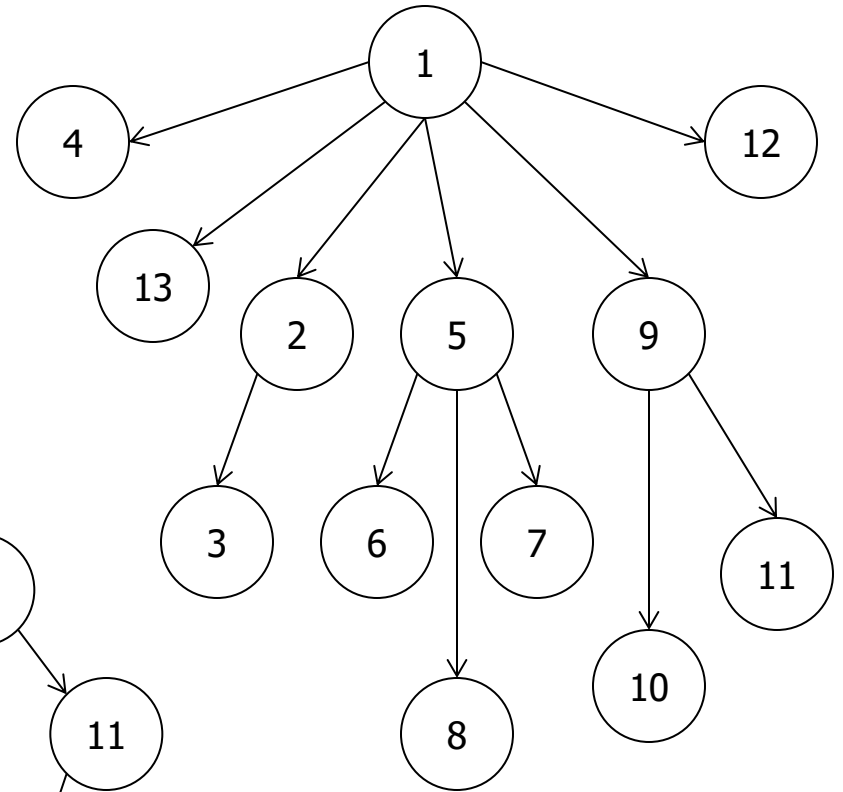
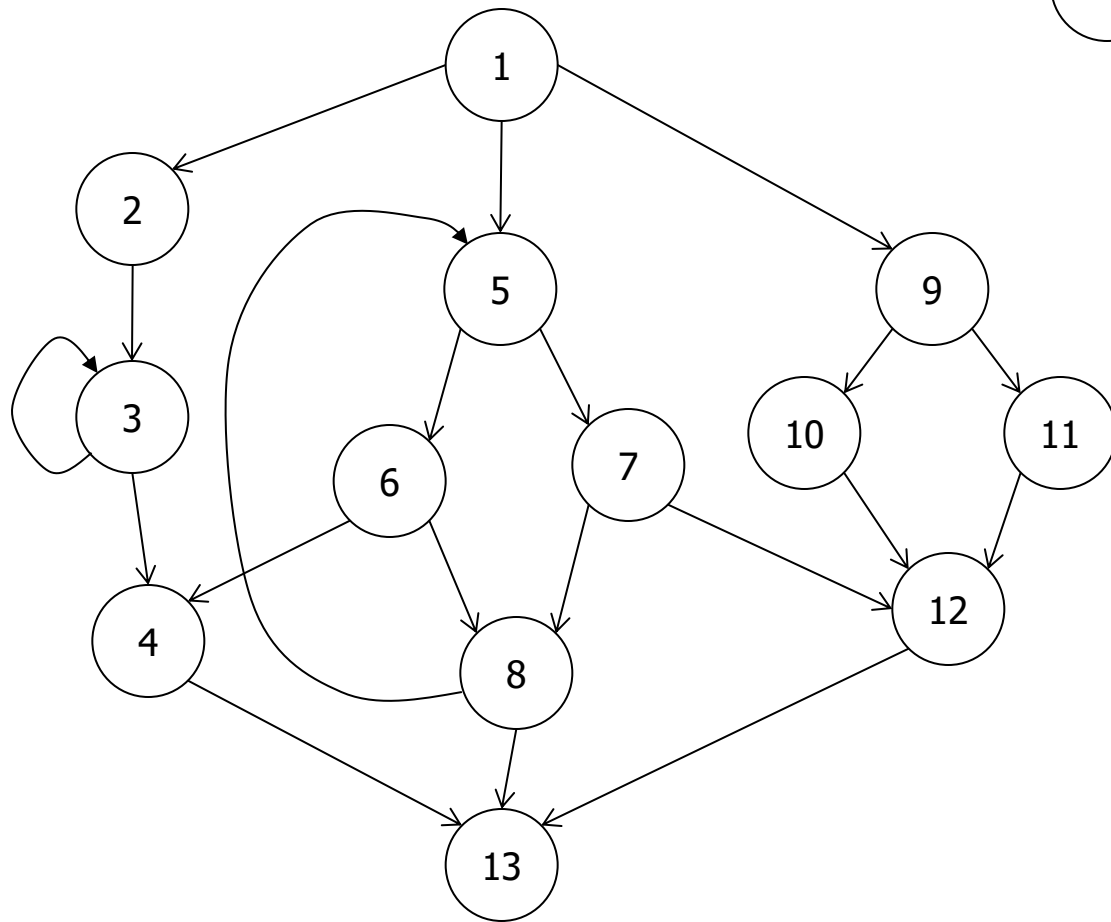
Details

- The start node of the flow graph is considered to define every variable (even if “undefined”)
- Each Φ -function itself defines a variable, which may create the need for a new Φ -function
 - So we need to keep adding Φ -functions until things converge
- How can we do this efficiently?
Use a new concept: dominance frontiers

Dominators

- Definition: a block x *dominates* a block y iff every path from the entry of the control-flow graph to y includes x
- So, by definition, x dominates x
- We can associate a Dom(inator) set with each CFG node x – set of all blocks dominated by x
 - $| \text{Dom}(x) | \geq 1$
- Properties:
 - Transitive: if $a \text{ dom } b$ and $b \text{ dom } c$, then $a \text{ dom } c$
 - There are no cycles, thus can represent the dominator relationship as a tree

Example



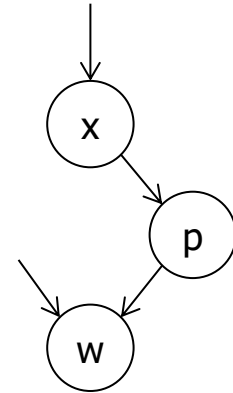
Dominators and SSA

- One property of SSA is that definitions dominate uses; more specifically:
 - If $x := \Phi(\dots, x_i, \dots)$ is in block b , then the definition of x_i dominates the i^{th} predecessor of b
 - If x is used in a non- Φ statement in block b , then the definition of x dominates block b

Dominance Frontier (1)

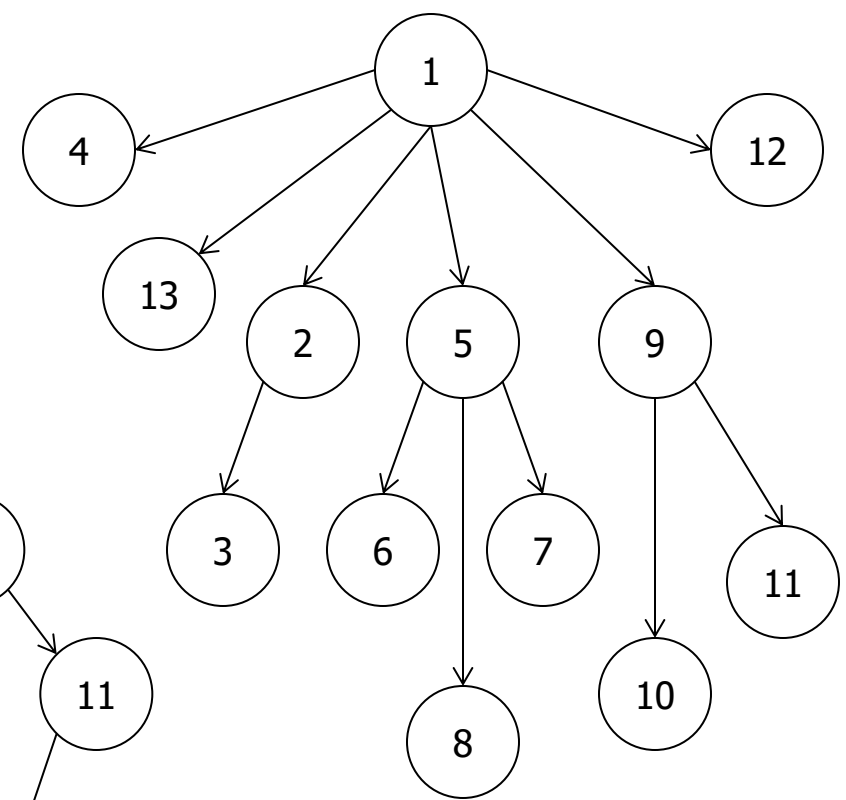
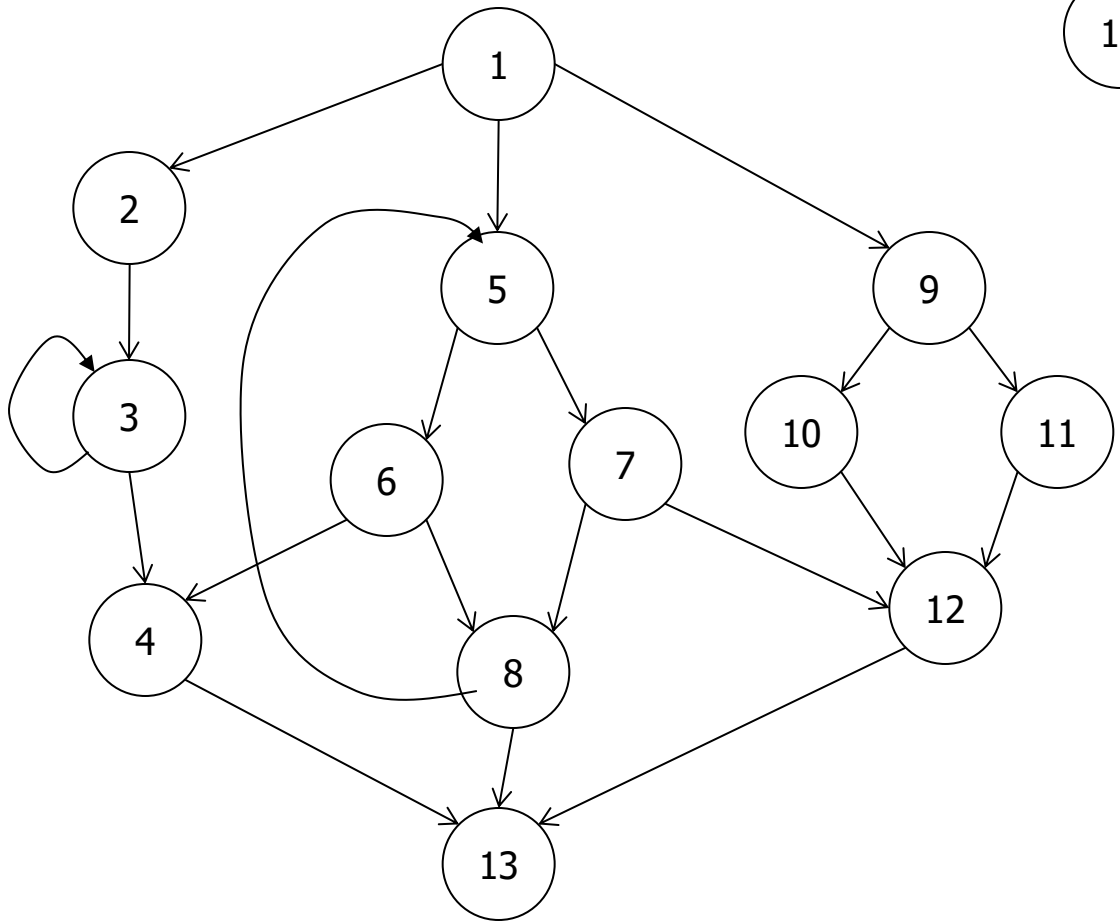
- To get a practical algorithm for placing Φ -functions, we need to avoid looking at all combinations of nodes leading from x to y
- Instead, use the dominator tree in the flow graph

Dominance Frontier (2)



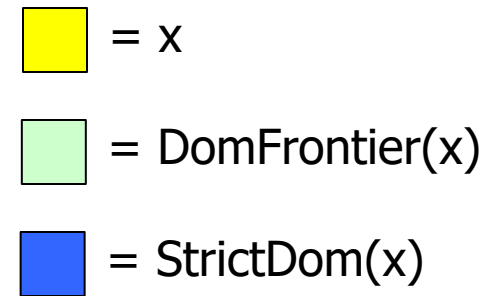
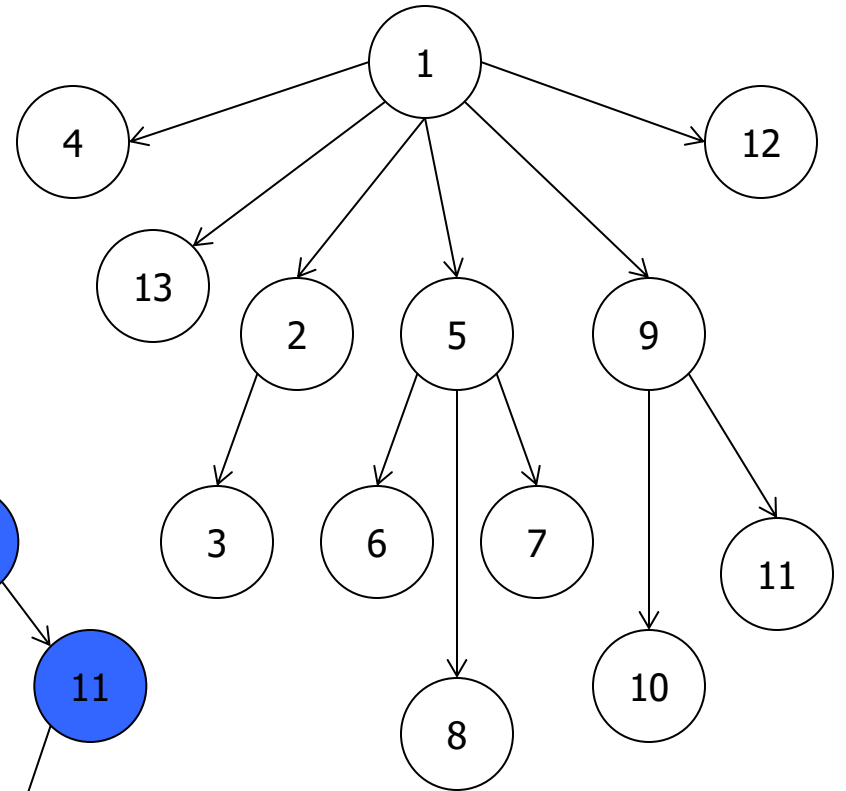
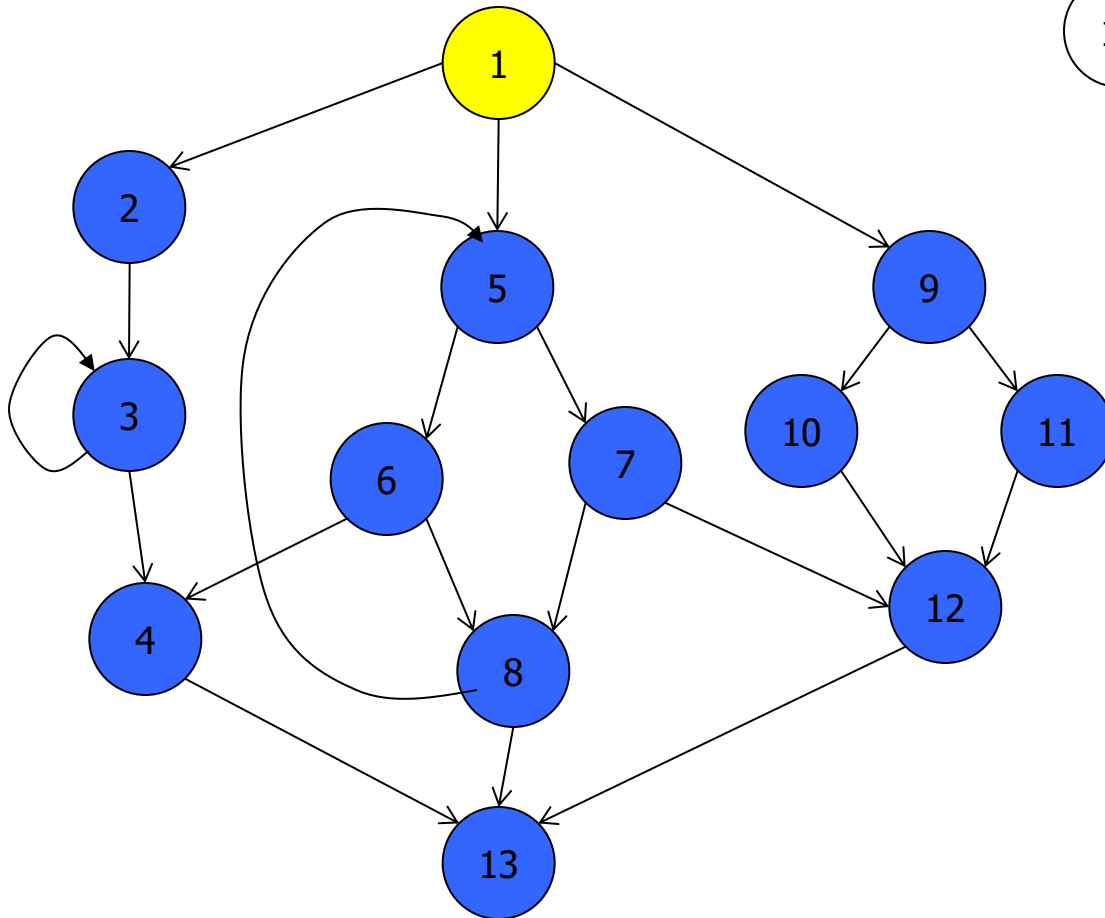
- Definitions
 - x *strictly dominates* y if x dominates y and $x \neq y$
 - The *dominance frontier* of a node x is the set of all nodes w such that x dominates a predecessor p of w , but x does not strictly dominate w
 - \therefore if x and w are different, then x does not dominate w – there is some other path to w that does not go through x
 - But x can be in *it's own* dominance frontier! That can happen if there is a back edge to x from some node that x dominates (i.e., x is the head of a loop)
- Essentially, the dominance frontier is the border between dominated and undominated nodes

Example

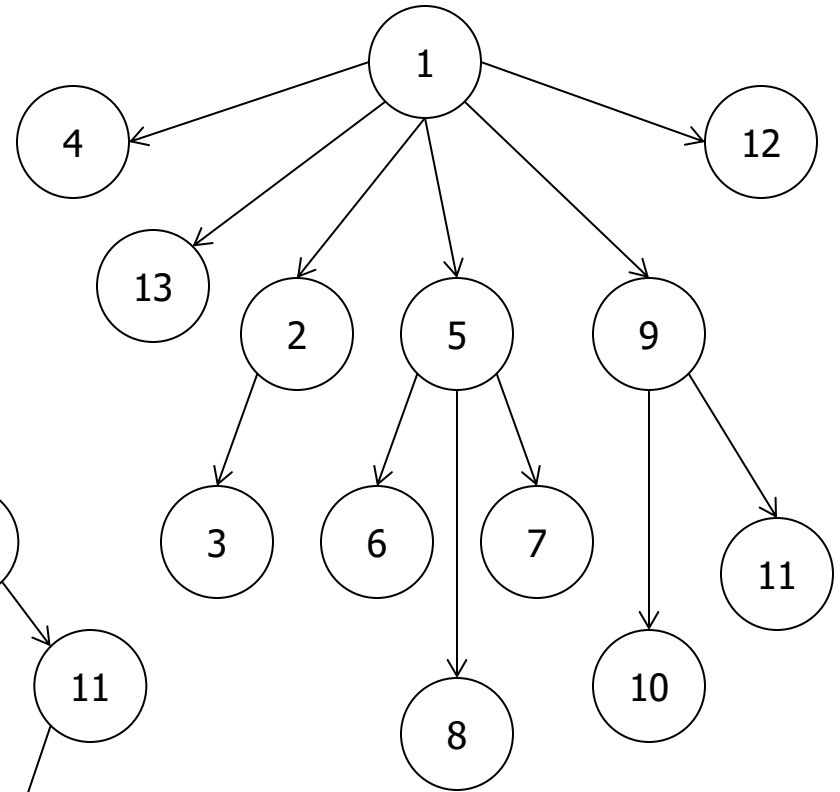
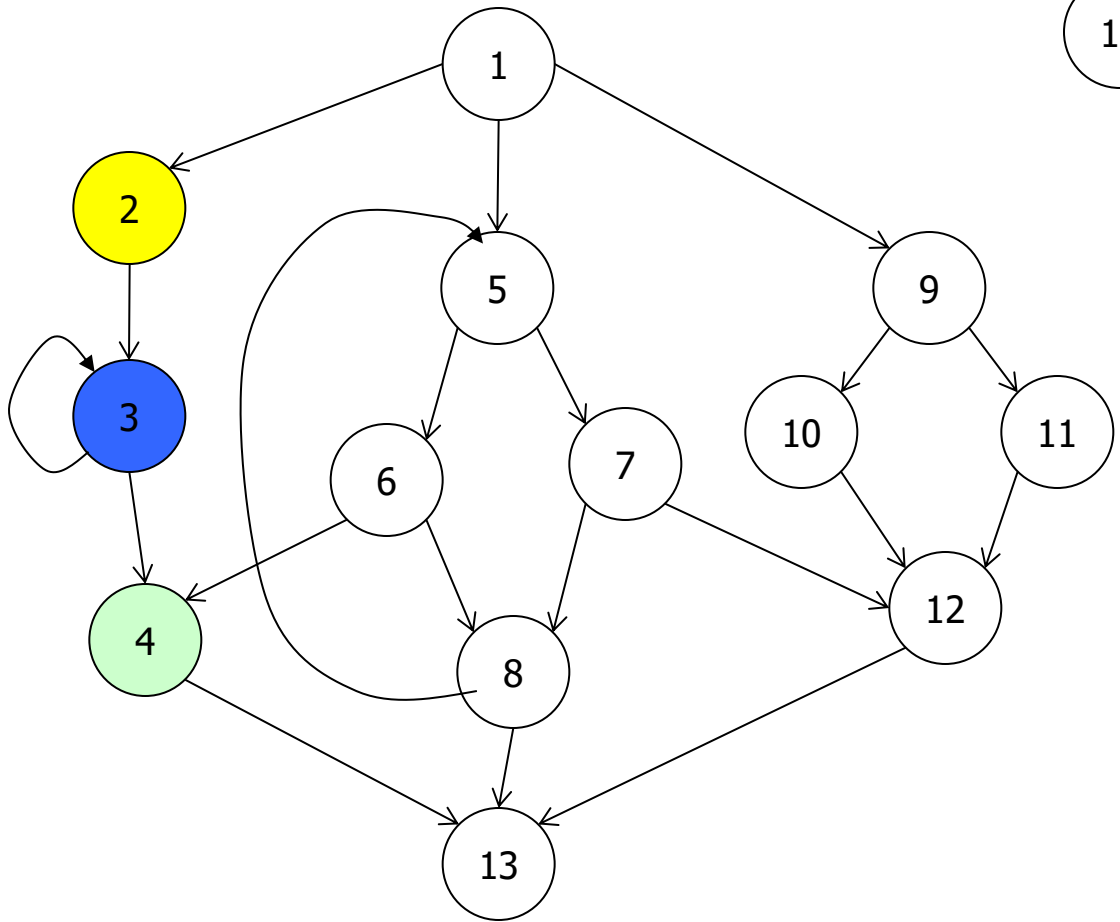





- = x
- = $\text{DomFrontier}(x)$
- = $\text{StrictDom}(x)$

Example

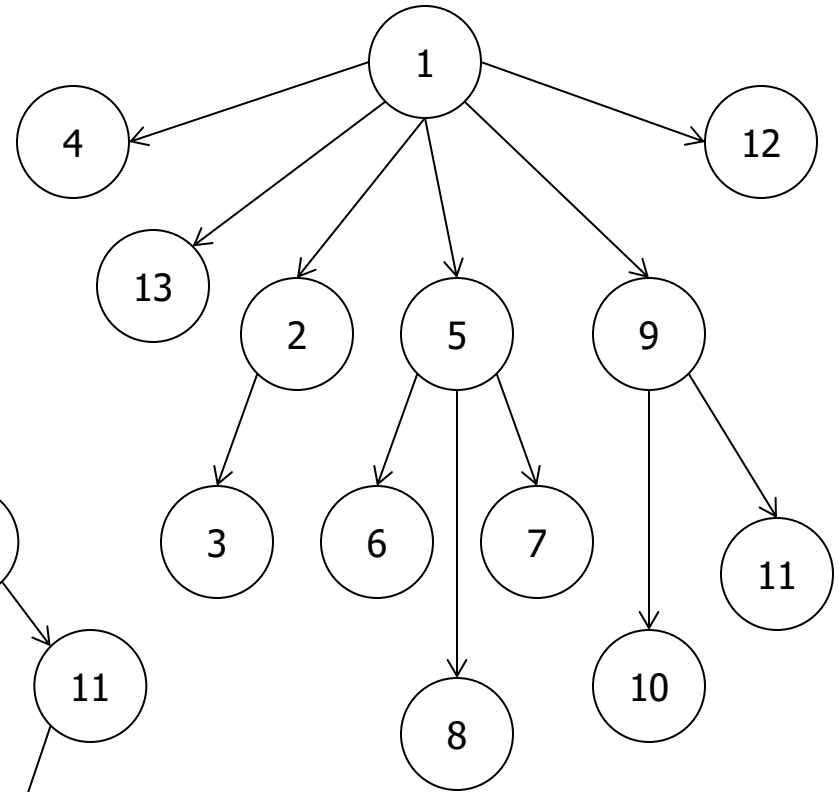
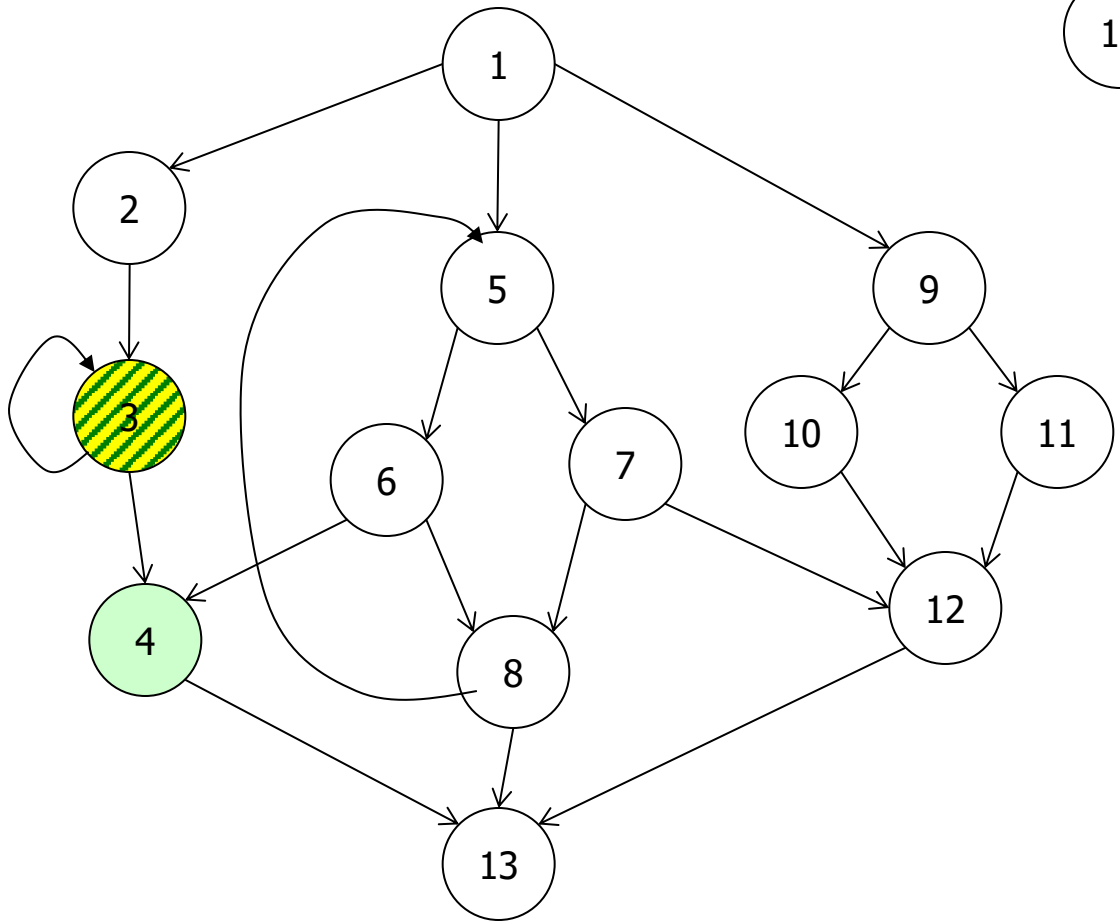





Example



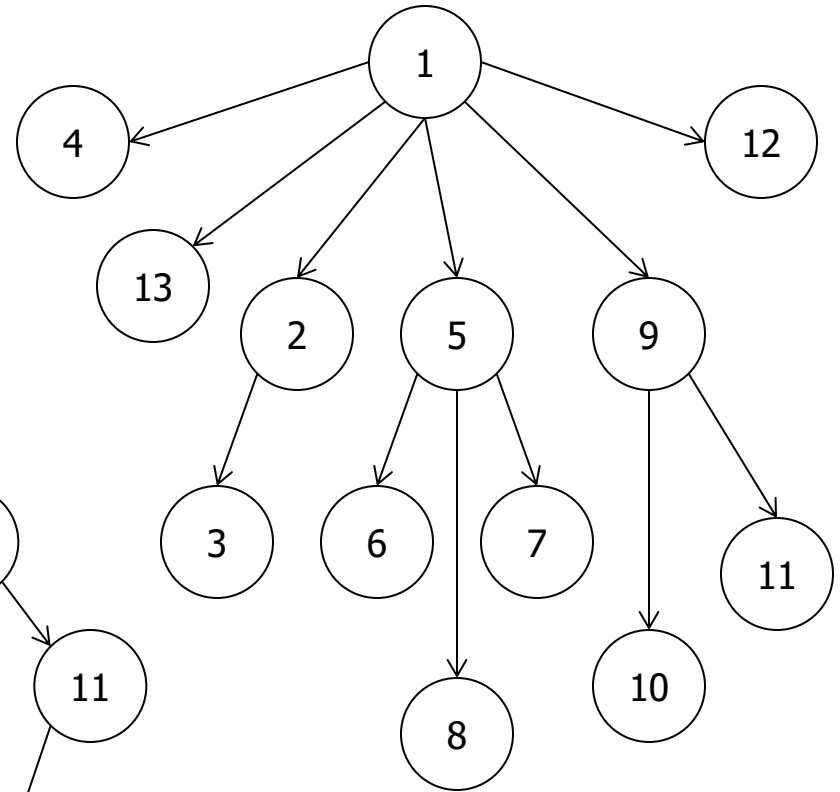
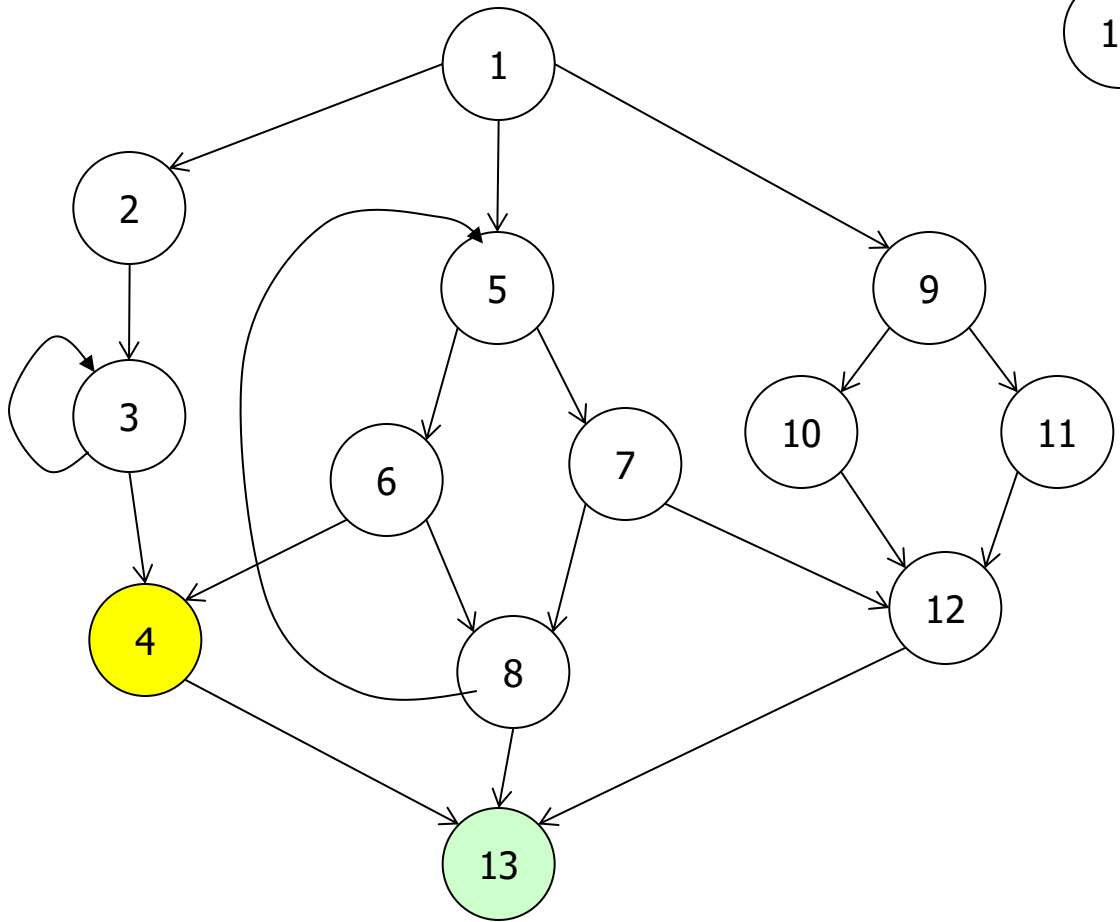
-  = x
-  = $\text{DomFrontier}(x)$
-  = $\text{StrictDom}(x)$




Example



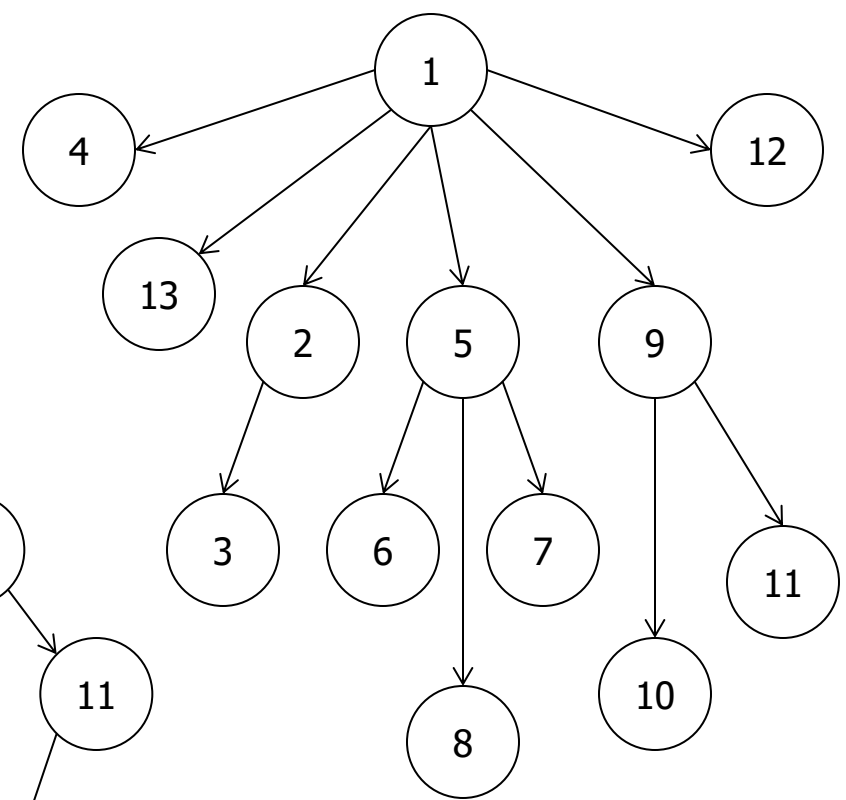
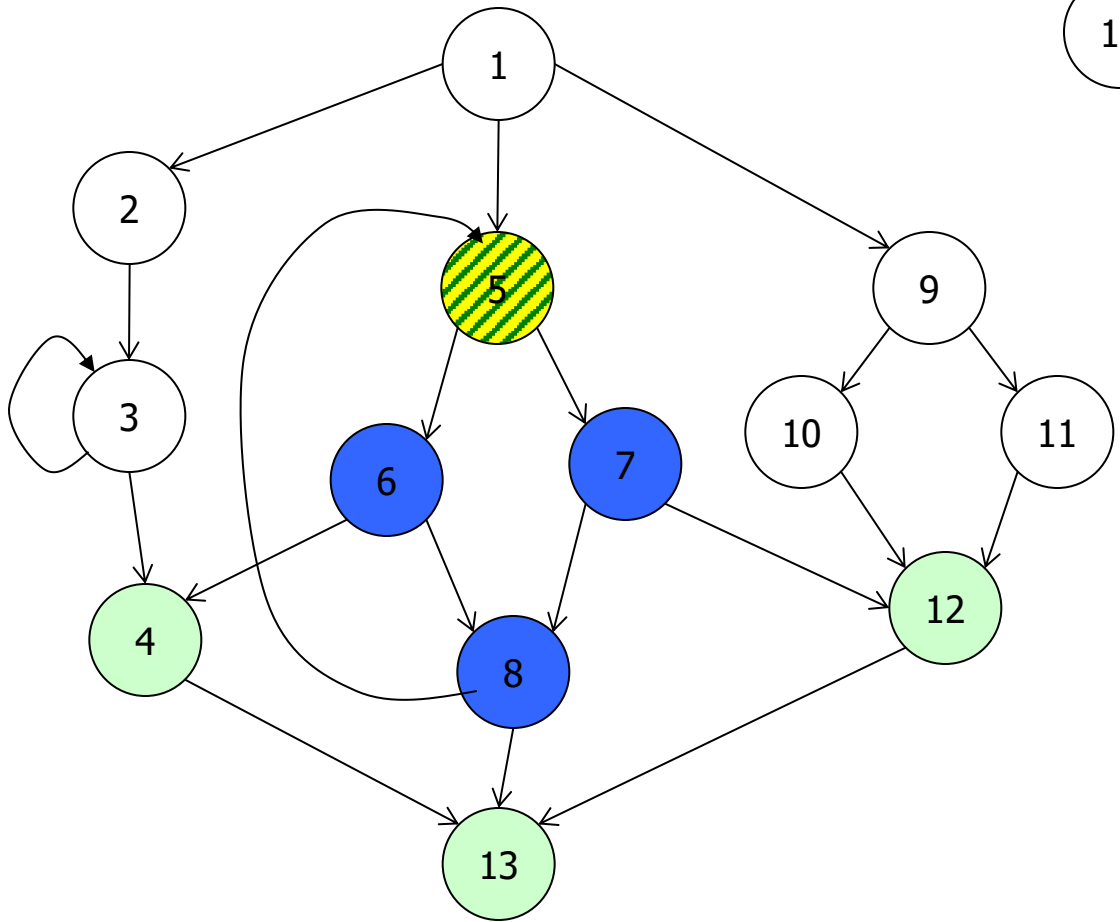
-  = x
-  = $\text{DomFrontier}(x)$
-  = $\text{StrictDom}(x)$




Example



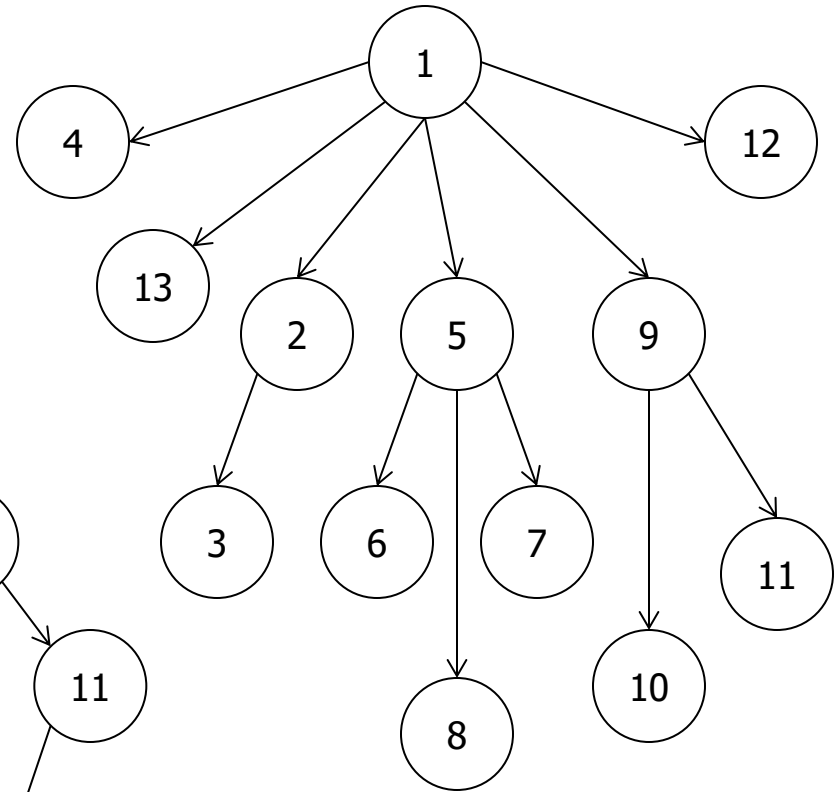
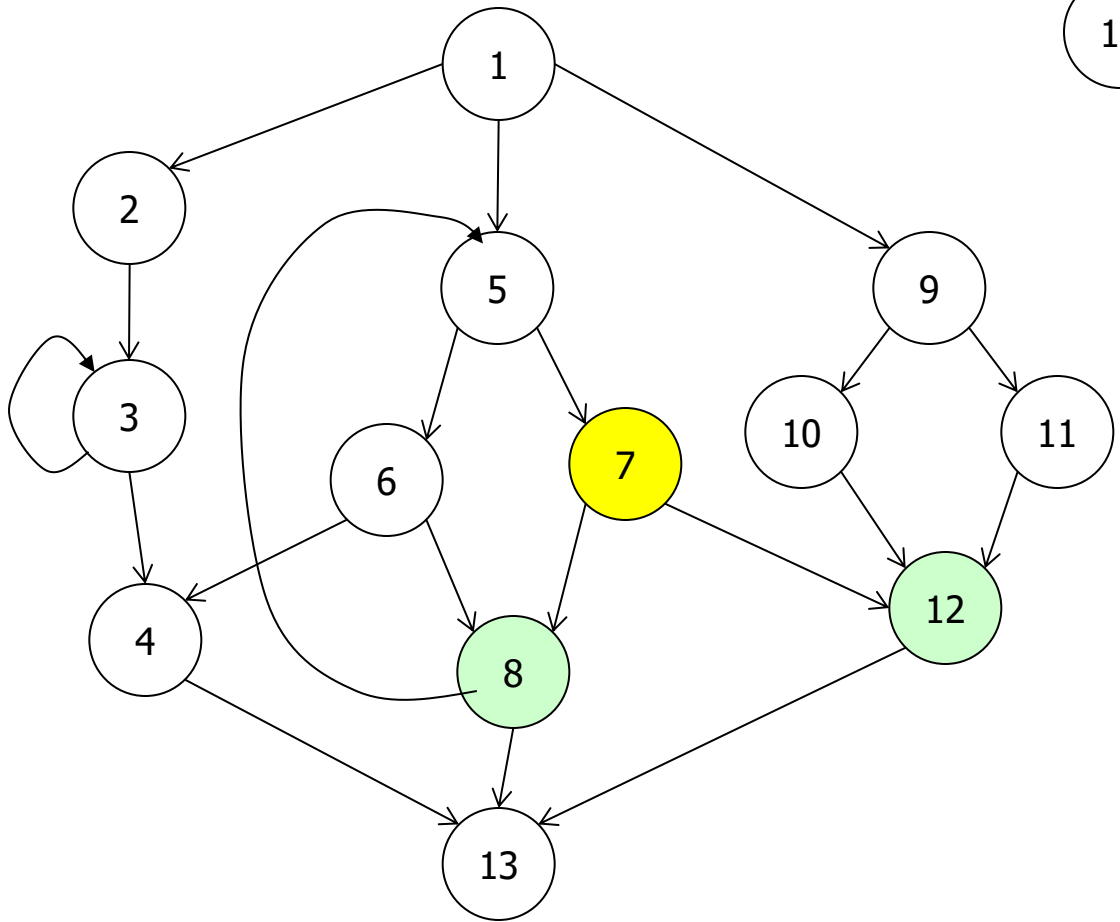
-  = x
-  = $\text{DomFrontier}(x)$
-  = $\text{StrictDom}(x)$




Example



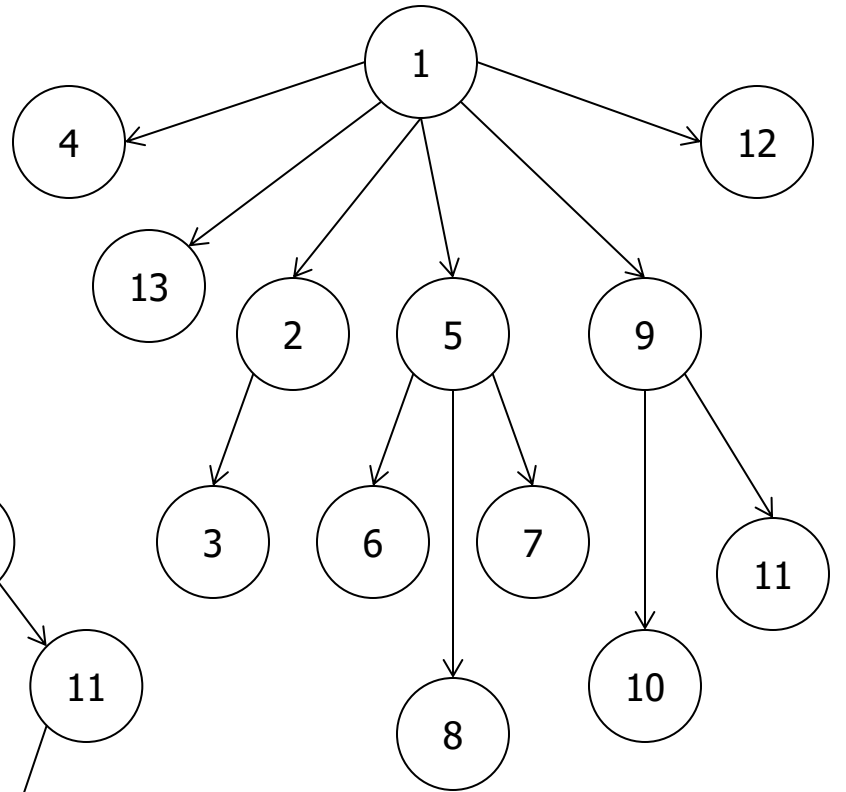
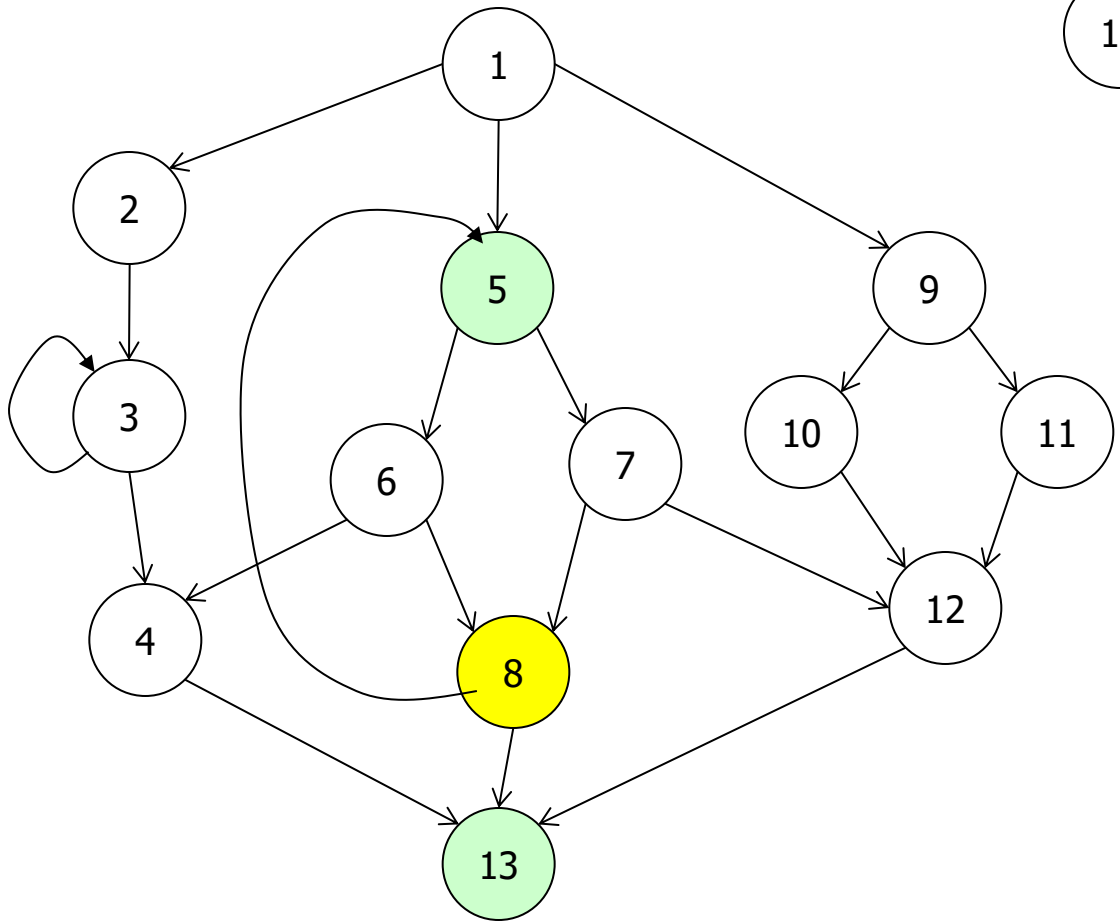
-  = x
-  = $\text{DomFrontier}(x)$
-  = $\text{StrictDom}(x)$




Example



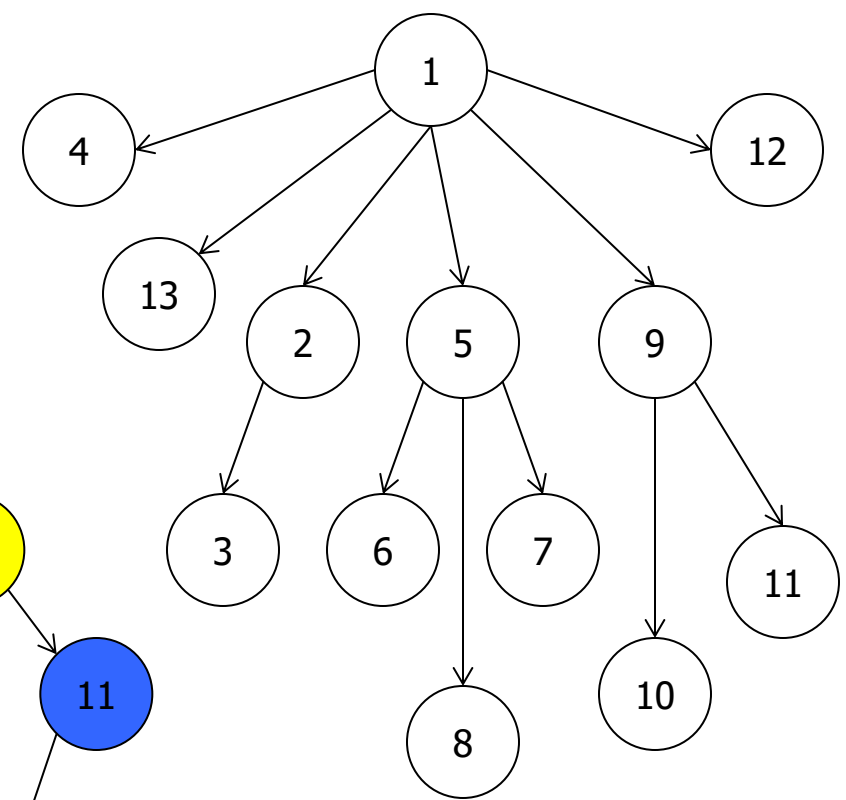
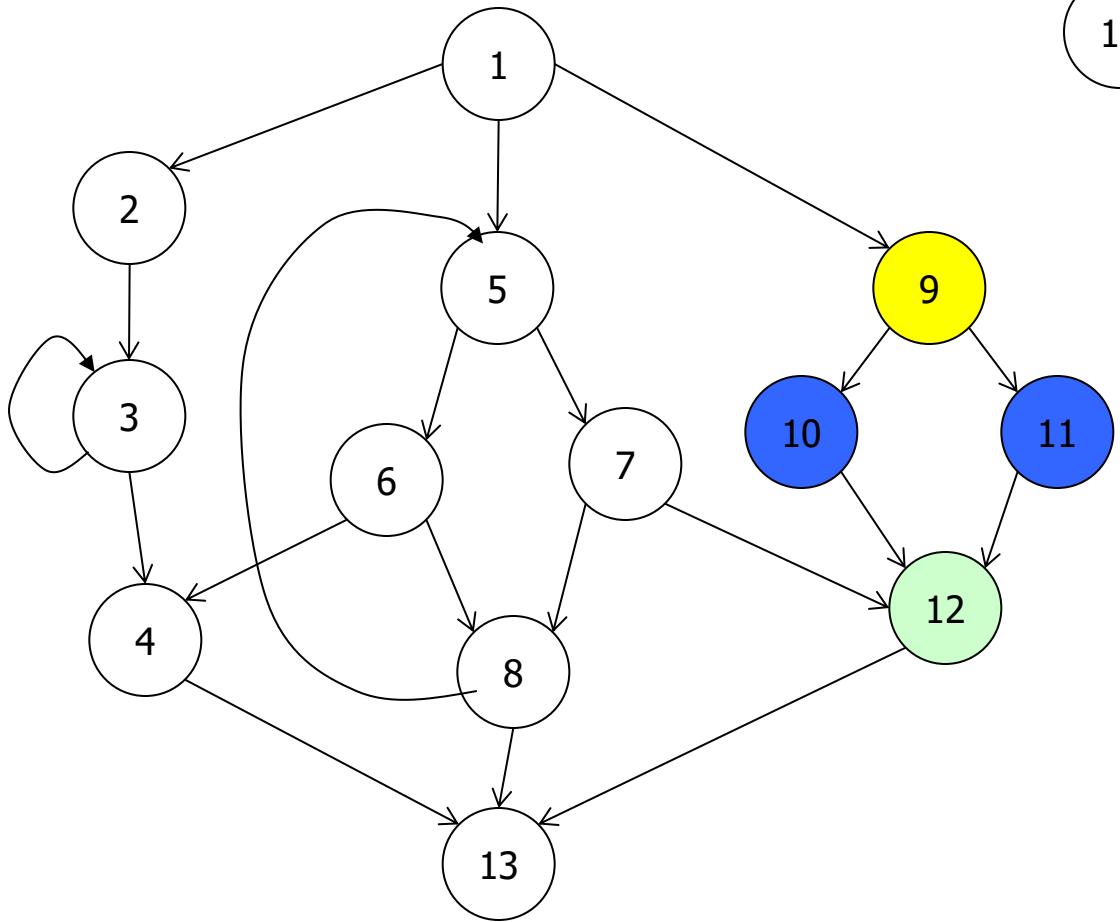
-  = x
-  = $\text{DomFrontier}(x)$
-  = $\text{StrictDom}(x)$




Example



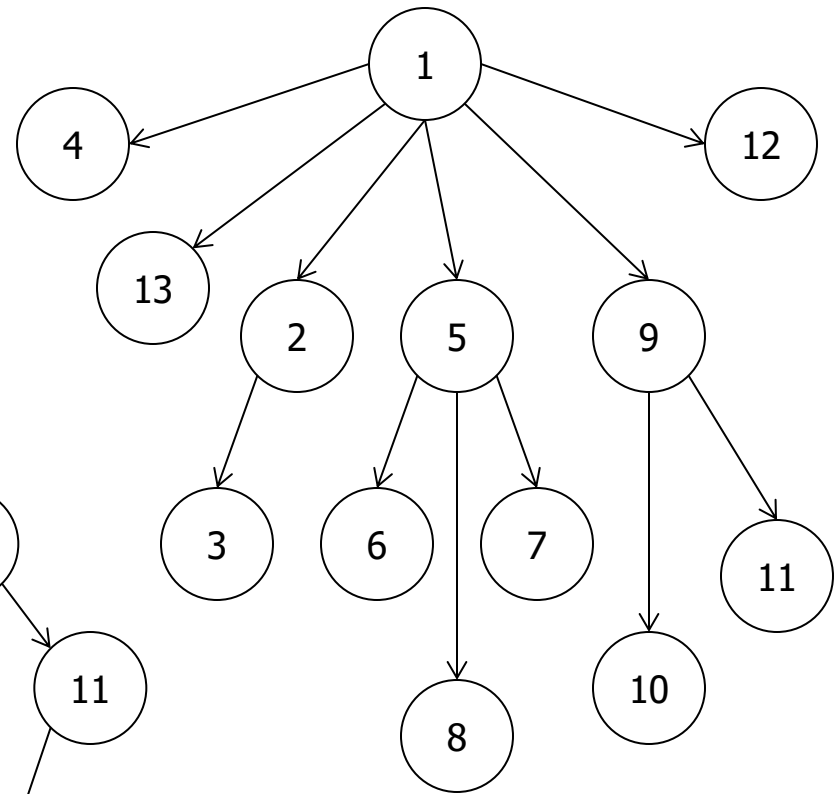
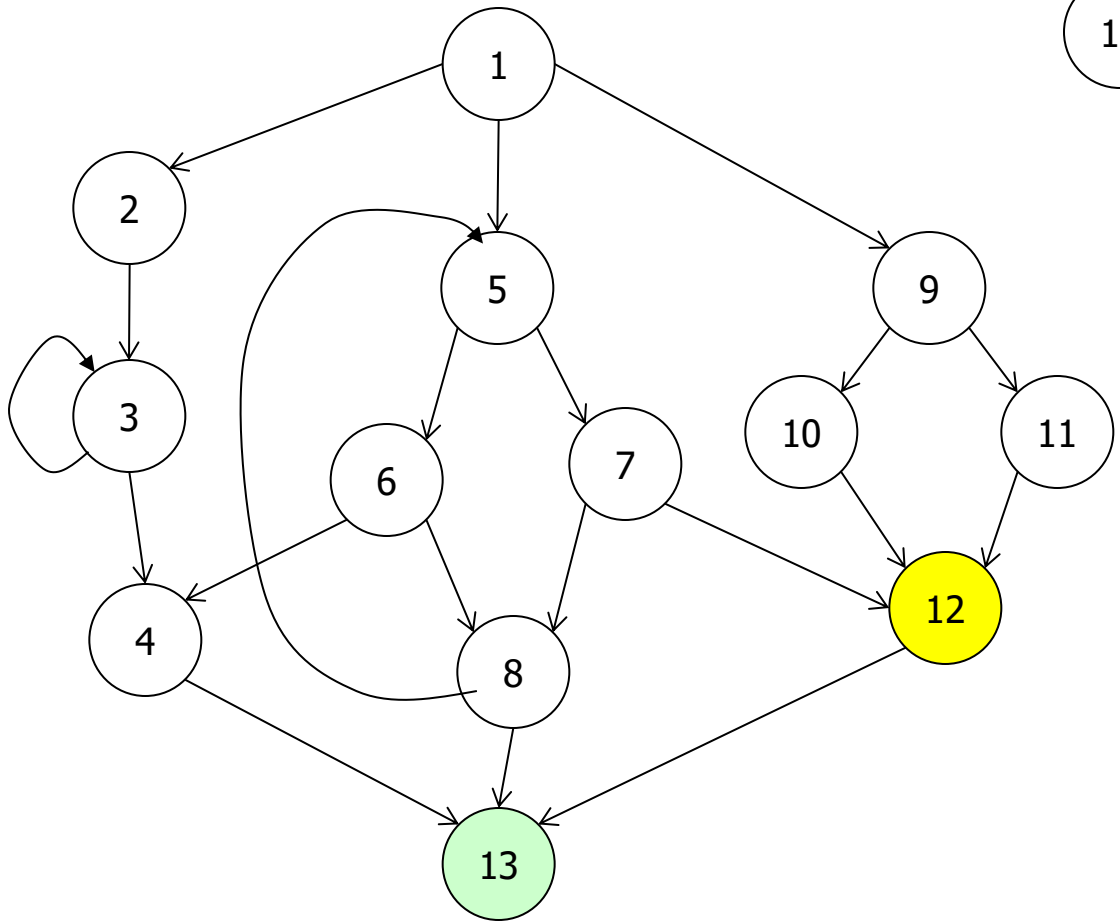
-  = x
-  = $\text{DomFrontier}(x)$
-  = $\text{StrictDom}(x)$




Example



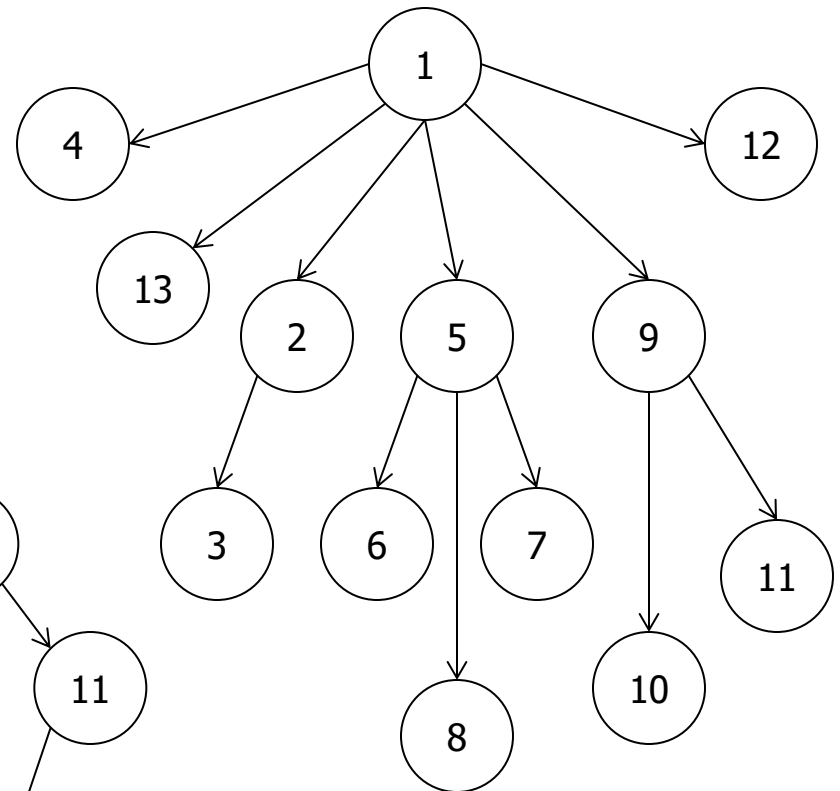
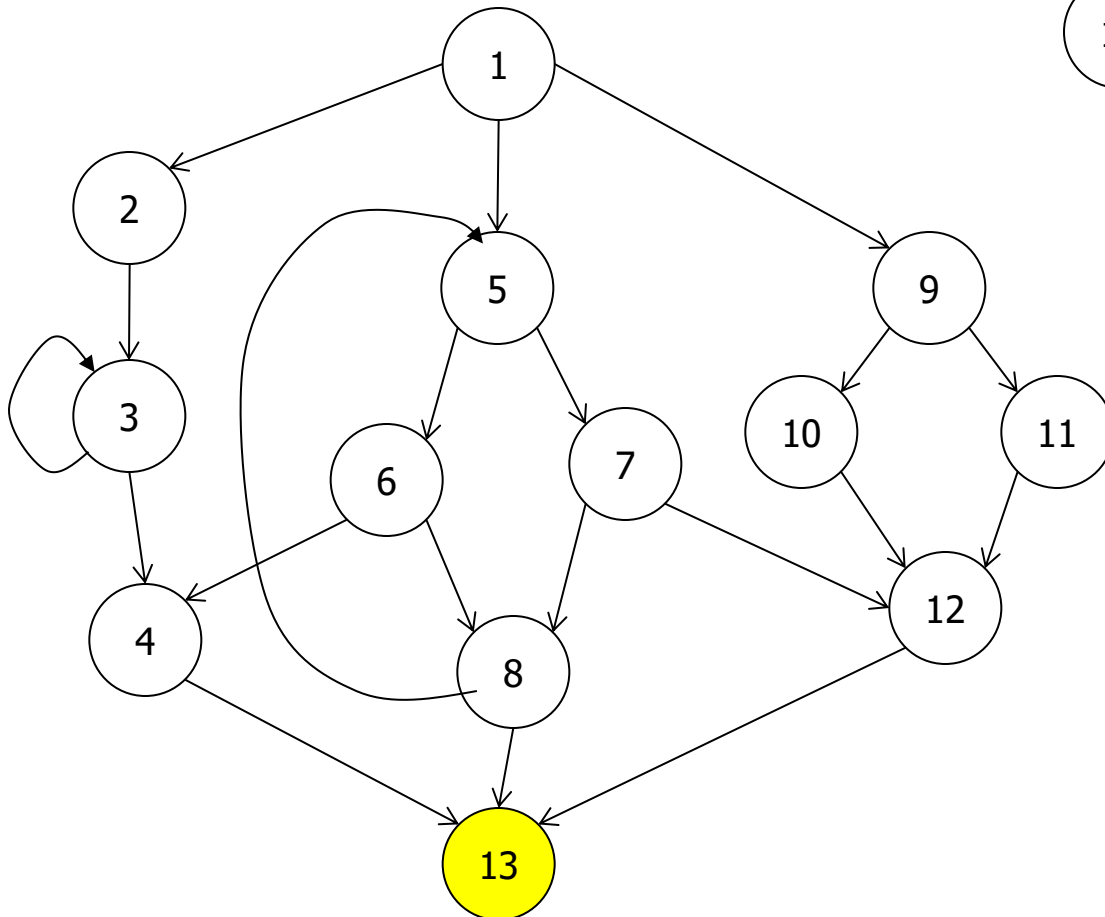
-  = x
-  = $\text{DomFrontier}(x)$
-  = $\text{StrictDom}(x)$


Example



-  = x
-  = $\text{DomFrontier}(x)$
-  = $\text{StrictDom}(x)$

Example

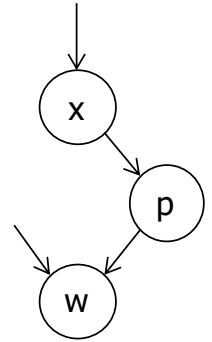


 = x

 = $\text{DomFrontier}(x)$

 = $\text{StrictDom}(x)$

Dominance Frontier Criterion for Placing Φ -Functions



- If a node x contains the definition of variable a , then every node in the dominance frontier of x needs a Φ -function for a
 - Idea: Everything dominated by x will see x 's definition of a . The dominance frontier represents the first nodes we could have reached via an alternative path, which *will* have an alternate reaching definition of a (recall the convention that the entry node defines all variables with version 0 - a_0)
 - Why is this right for loops? Hint: strict dominance...
 - Since the Φ -function itself is a definition, this placement rule needs to be iterated until it reaches a fixed-point
- Theorem: this algorithm places exactly the same set of Φ -functions as the path convergence criterion (above)

Placing Φ -Functions: Details

- See the book for the full construction, but the basic steps are:
 1. Compute the dominance frontiers for each node in the flowgraph
 2. Insert just enough Φ -functions to satisfy the criterion. Use a worklist algorithm to avoid reexamining nodes unnecessarily
 3. Walk the dominator tree and rename the different definitions of each variable a to be a_1, a_2, a_3, \dots

SSA Optimizations

- Why go to the trouble of translating to SSA?
- The advantage of SSA is that it makes many optimizations and analyses simpler and more efficient
 - We'll give a couple of examples
- But first, what do we know? (i.e., what information is stored in the compiler SSA graph data structures?)

SSA Data Structures

For each ...

- Statement: links to containing block, next and previous statements, variables defined, variables used
- Variable: link to its (single) definition and (possibly multiple) use sites
- Block: List of contained statements, ordered list of predecessor(s) & successor(s) blocks

Dead-Code Elimination

- A variable is live \Leftrightarrow its list of uses is not empty(!)
 - That's it! Nothing further to compute
- Algorithm to delete dead code:
 - while there is some variable v with no uses
 - if the statement that defines v has no other side effects, then delete it and remove this statement from list of uses for its operand variables - which may cause those variables to become dead

Simple Constant Propagation

- If c is a constant in $v := c$, any use of v can be replaced by c
 - So update every use of v to use constant c
- If the c_i 's in $v := \Phi(c_1, c_2, \dots, c_n)$ are all the same constant c , we can replace this with $v := c$
- Incorporate copy propagation, constant folding, and others in the same worklist algorithm

Simple Constant Propagation

W := list of all statements in SSA program
while W is not empty
 remove some statement S from W
 if S is $v := \Phi(c, c, \dots, c)$, replace S with $v := c$
 if S is $v := c$
 delete S from the program
 for each statement T that uses v
 substitute c for v in T
 add T to W

Converting Back from SSA

- Unfortunately, real machines do not include a Φ instruction
- So after analysis, optimization, and transformation, need to convert back to a “ Φ -less” form for execution
 - (Also sometimes needed for different kinds of analysis or transformation. A production optimizer might convert the IR into and out of SSA form multiple times)

Translating Φ -functions

- The meaning of $x := \Phi(x_1, x_2, \dots, x_n)$ is “set $x = x_1$ if arriving on predecessor block edge 1, set $x = x_2$ if arriving on edge 2, etc.”
- So, for each i , insert $x = x_i$ at the end of predecessor block i
- Rely on copy propagation and coalescing in register allocation to eliminate redundant copy instructions

SSA Wrapup

- More details needed to fully and efficiently implement SSA, but these are the main ideas
 - See recent compiler books (but not the Dragon book!)
- Allows efficient implementation of many optimizations
- SSA is used in most modern optimizing compilers (llvm is based on it) and has been retrofitted into many older ones (gcc is a major example)
- Not a silver bullet – some optimizations still need non-SSA forms – but very effective for many