

CSE 401 – Compilers

Overview and Administrivia

Hal Perkins

Winter 2009



Credits

- Some direct ancestors of this quarter:
 - UW CSE 401 (Chambers, Snyder, Notkin...)
 - UW CSE PMP 582/501 (Perkins)
 - Cornell CS 412-3 (Teitelbaum, Perkins)
 - Rice CS 412 (Cooper, Kennedy, Torczon)
 - Many books (Appel; Cooper/Torczon; Aho, [Lam,] Sethi, Ullman [Dragon Book], Muchnick, ...)



Agenda

- Introductions
- What's a compiler?
- Administrivia



CSE 401 Personnel

- Instructor: Hal Perkins
 - CSE 548; perkins [at] cs
 - Office hours: Mon/Tue 2-3 pm in CSE 006 + dropins, etc.
- TA: Laura Marshall
 - lmarsh16 [at] cs
 - Office hours: tba



And the point is...

- Execute this!

```
int nPos = 0;
int k = 0;
while (k < length) {
    if (a[k] > 0) {
        nPos++;
    }
}
```

- How? – all the computer knows about is 1's and 0's



Interpreters & Compilers

- Interpreter
 - A program that reads a source program and produces the results of executing that program
- Compiler
 - A program that translates a program from one language (the *source*) to another (the *target*)



Common Issues

- Compilers and interpreters both must read the input – a stream of characters – and “understand” it: *analysis*

```
while ( k < length ) { <nl> <tab> if ( a [ k ] > 0  
) <nl> <tab> <tab> { n P o s + + ; } <nl> <tab> }
```



Interpreter

- Interpreter

- Execution engine

- Program execution interleaved with analysis

```
running = true;  
while (running) {  
    analyze next statement;  
    execute that statement;  
}
```

- Usually requires repeated analysis of statements (particularly in loops, functions)

- But: immediate execution, good debugging & interaction, etc.



Compiler

- Read and analyze entire program
- Translate to semantically equivalent program in another language
 - Presumably easier to execute or more efficient
- Offline process
 - Tradeoff: compile-time (preprocessing) overhead vs execution performance



Typical Implementations

- Compilers

- FORTRAN, C, C++, Java, COBOL, (La)TeX, SQL (databases), VHDL, etc., etc.
- Particularly appropriate if significant optimization wanted/needed



Typical Implementations

- Interpreters
 - PERL, Python, Ruby, awk, sed, shells (bash), Scheme/Lisp/ML (although these are often hybrids), postscript/pdf, Java VM, machine simulators (SPIM)
 - Can be very efficient if interpreter overhead is low relative to execution cost of individual statements
 - But even if not (SPIM, Java), flexibility, immediacy, or portability may make it worthwhile



Hybrid approaches

- Best-known example: Java
 - Compile Java source to byte codes – Java Virtual Machine (JVM) language (.class files)
 - Execution
 - Interpret byte codes directly, or
 - Compile some or all byte codes to native code
 - Just-In-Time compiler (JIT) – detect hot spots & compile on the fly to native code – standard these days
- Variation: .NET
 - Compilers generate MSIL
 - All IL compiled to native code before execution



Why Study Compilers? (1)

- Become a better programmer(!)
 - Insight into interaction between languages, compilers, and hardware
 - Understanding of implementation techniques
 - What is all that stuff in the debugger anyway?
 - Better intuition about what your code does



Why Study Compilers? (2)

- Compiler techniques are everywhere
 - Parsing (“little” languages, interpreters, XML, web, serializing data for transmission)
 - Software engineering tools
 - Database engines, query languages
 - AI, etc.: domain-specific languages
 - Text processing
 - Tex/LaTeX -> dvi -> Postscript -> pdf
 - Hardware: VHDL; model-checking tools
 - Mathematics (Mathematica, Matlab)



Why Study Compilers? (3)

- Fascinating blend of theory and engineering
 - Direct applications of theory to practice
 - Parsing, scanning, static analysis
 - Some very difficult problems (NP-hard or worse)
 - Resource allocation, “optimization”, etc.
 - Need to come up with good-enough approximations/heuristics



Why Study Compilers? (4)

- Ideas from many parts of CSE
 - AI: Greedy algorithms, heuristic search
 - Algorithms: graph algorithms, dynamic programming, approximation algorithms
 - Theory: Grammars, DFAs and PDAs, pattern matching, fixed-point algorithms
 - Systems: Allocation & naming, synchronization, locality
 - Architecture: pipelines, instruction set use, memory hierarchy management, locality

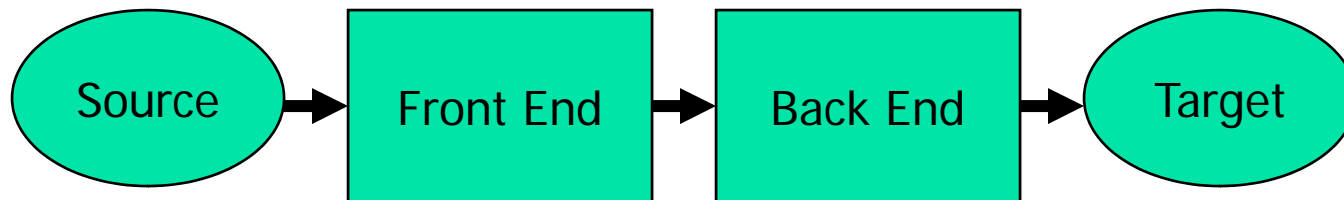


Why Study Compilers? (5)

- You might even write a compiler some day!
 - You *will* write parsers and interpreters for little ad-hoc languages, if not bigger things

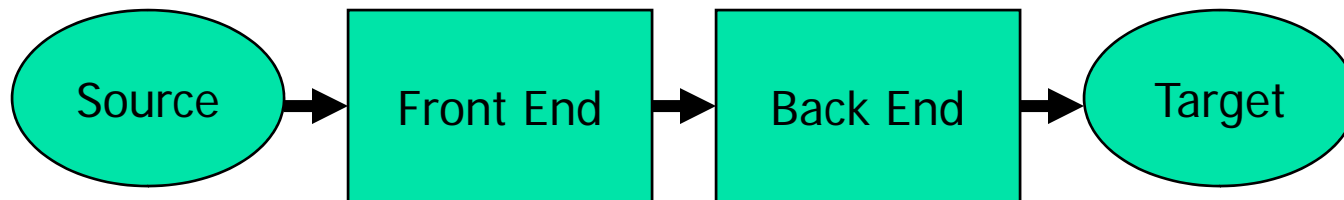
Structure of a Compiler

- First approximation
 - Front end: analysis
 - Read source program and understand its structure and meaning
 - Back end: synthesis
 - Generate equivalent target language program



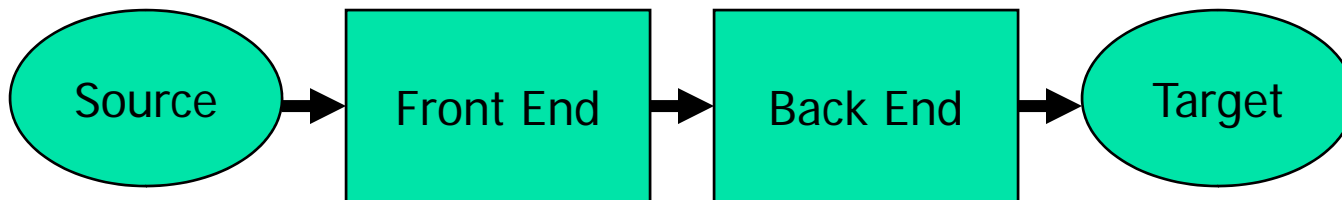
Implications

- Must recognize legal programs (& complain about illegal ones)
- Must generate correct code
- Must manage storage of all variables/data
- Must agree with OS & linker on target format

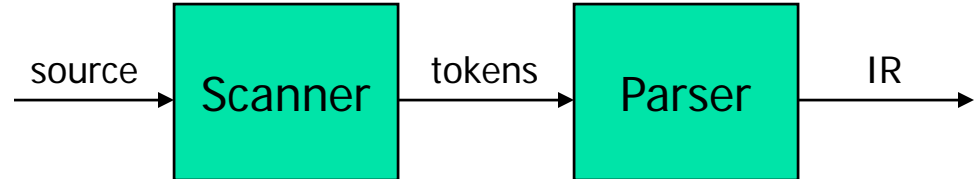


More Implications

- Need some sort of Intermediate Representation(s) (IR)
- Front end maps source into IR
- Back end maps IR to target machine code
- Often multiple IRs – higher level at first, lower level in later phases



Front End



- Split into two parts
 - Scanner: Responsible for converting character stream to token stream
 - Also: strips out white space, comments
 - Parser: Reads token stream; generates IR
- Both of these can be generated automatically
 - Source language specified by a formal grammar
 - Tools read the grammar and generate scanner & parser (either table-driven or hard-coded)



Tokens

- Token stream: Each significant lexical chunk of the program is represented by a token
 - Operators & Punctuation: `{ } [] ! + - = * ; : ...`
 - Keywords: `if while return goto`
 - Identifiers: `id` & actual name
 - Constants: kind & value; `int, floating-point character, string, ...`

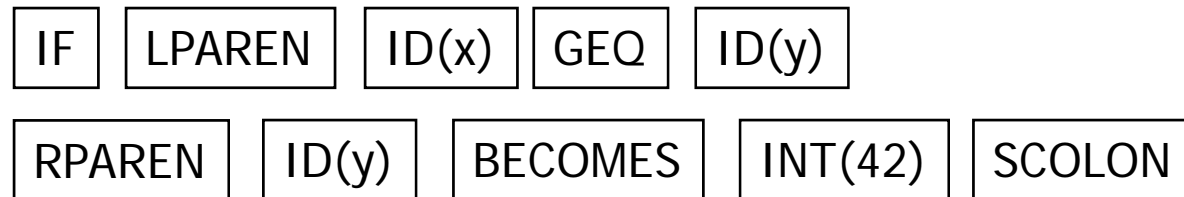


Scanner Example

- Input text

```
// this statement does very little  
if (x >= y) y = 42;
```

- Token Stream



- Notes: tokens are atomic items, not character strings; comments & whitespace are *not* tokens (in most languages – counterexample: Python)

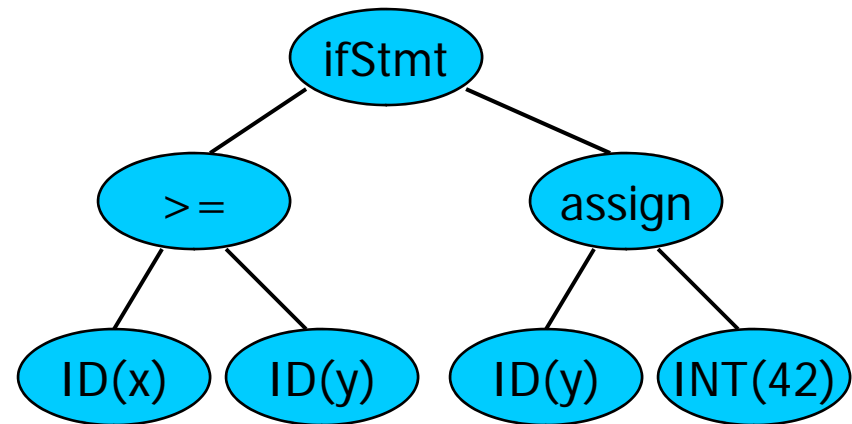
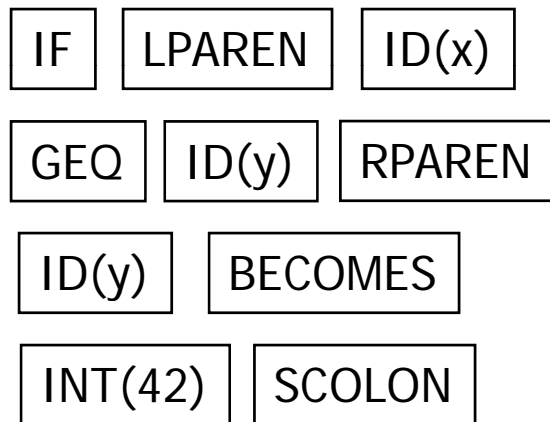


Parser Output (IR)

- Many different forms
 - Engineering tradeoffs have changed over time (e.g., memory is (almost) free these days)
- Common output from a parser is an abstract syntax tree
 - Essential meaning of the program without the syntactic noise

Parser Example

- Token Stream Input
- Abstract Syntax Tree





Static Semantic Analysis

- During or (more common) after parsing
 - Type checking
 - Check language requirements like proper declarations, etc.
 - Preliminary resource allocation
 - Collect other information needed by back end analysis and code generation
- Key data structure: Symbol Table
 - Maps names -> meaning/types/details
 - Often one per method/class/block/scope



Back End

- Responsibilities
 - Translate IR into target machine code
 - Should produce “good” code
 - “good” = fast, compact, low power consumption (pick some)
 - Should use machine resources effectively
 - Registers
 - Instructions
 - Memory hierarchy



Back End Structure

- Typically split into two major parts
 - “Optimization” – code improvements
 - Code generation – usually two phases
 - Intermediate (lower-level) code generation
 - Typically source-language and target-machine independent
 - Usually precedes optimization
 - Target Code Generation (machine specific)
 - Instruction selection & scheduling
 - Register allocation



Example: source

Sample (extended) MiniJava program: Factorial.java

```
// Computes 10! and prints it out
class Factorial {
    public static void main(String[] a) {
        System.out.println(
            new Fac().ComputeFac(10));
    }
}
class Fac {
    // the recursive helper function
    public int ComputeFac(int num) {
        int numAux;
        if (num < 1)
            numAux = 1;
        else numAux = num * this.ComputeFac(num-1);
        return numAux;
    }
}
```



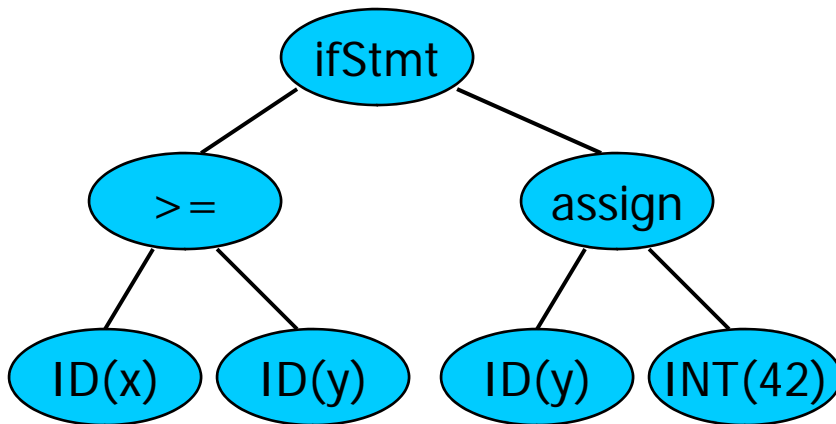
Example: intermediate representation

```
Int Fac.ComputeFac(*? this, int num) {
    int t1, numAux, t8, t3, t7, t2, t6, t0;
    t0 := 1;
    t1 := num < t0;
    ifnonzero t1 goto L0;
    t2 := 1;
    t3 := num - t2;
    t6 := Fac.ComputeFac(this, t3);
    t7 := num * t6;
    numAux := t7;
    goto L2;
label L0;
    t8 := 1;
    numAux := t8
label L2;
    return numAux
}
```

The Result

- Input

if (x >= y)
y = 42;



- Output

```
mov  eax,[ebp+16]
cmp  eax,[ebp-8]
jl   L17
mov  [ebp-8],42
L17:
```



Some History (1)

- 1950's. Existence proof
 - FORTRAN I (1954) – competitive with hand-optimized code
- 1960's
 - New languages: ALGOL, LISP, COBOL, SIMULA
 - Formal notations for syntax, esp. BNF
 - Fundamental implementation techniques
 - Stack frames, recursive procedures, etc.



Some History (2)

- 1970's
 - Syntax: formal methods for producing compiler front-ends; many theorems
- Late 1970's, 1980's
 - New languages (functional; Smalltalk & object-oriented)
 - New architectures (RISC machines, parallel machines, memory hierarchy issues)
 - More attention to back-end issues



Some History (3)

- 1990s and beyond
 - Compilation techniques appearing in many new places
 - Just-in-time compilers (JITs)
 - Software analysis, verification, security
 - Phased compilation – blurring the lines between “compile time” and “runtime”
 - Using machine learning techniques for optimizations(!)
 - Compiler technology critical to effective use of new hardware (RISC, Itanium, complex memory hierarchies)
 - The new 800 lb gorilla - multicore



Compiling (or related) Turing Awards

- 1966 Alan Perlis
- 1972 Edsger Dijkstra
- 1976 Michael Rabin and Dana Scott
- 1977 John Backus
- 1978 Bob Floyd
- 1979 Bob Iverson
- 1980 Tony Hoare
- 1984 Niklaus Wirth
- 1987 John Cocke
- 2001 Ole-Johan Dahl and Kristen Nygaard
- 2003 Alan Kay
- 2005 Peter Naur
- 2006 Fran Allen



CSE 401 Administrivia

- Lectures: MWF 12:30, GUG 218
- Office Hours
 - Perkins: Mon/Tue 2-3, CSE006 + dropins
 - Marshall: tba



Communications

- Course web site
- Discussion board
 - Link on course web
 - Use for anything relevant to the course
 - Can configure to have postings sent via email
- Mailing list
 - You are automatically subscribed if you are enrolled
 - Will keep this fairly low-volume; limited to things that everyone needs to read



Prerequisites

- CSE 326: Data structures & algorithms
- CSE 322: Formal languages & automata
- CSE 378: Machine organization
 - particularly assembly-level programming for some machine (not necessarily x86)
- CSE 341: Programming Languages



CSE 401 Course Project



- Best way to learn about compilers is to build (at least parts of) one
- CSE 401 course project
 - Start with MiniJava compiler in Java
 - Add features like new types, arrays, comments, etc.
 - Completed in steps through the quarter
 - Evaluation: correctness, clarity of design and implementation, quality of test cases, etc.



Project Groups

- You are encouraged to work in pairs
 - Pair programming strongly encouraged
- Space for group SVN repositories & other shared files will be provided
- Pick partners by end of the week & send email to instructor with "401 partner" in the subject

Books



- Three good books:
 - Cooper & Torczon, Engineering a Compiler
 - Appel, Modern Compiler Implementation in Java, 2nd ed.
 - Aho, Lam, Sethi, Ullman, "Dragon Book", 2nd ed (but 1st ed is also fine)
- Cooper/Torczon is the "official" text – seems like best match to the course
- Original minijava project taken from Appel
- If we put these on reserve in the engineering library, would anyone notice?



Requirements & Grading

- Roughly
 - 40% project
 - 15% individual written homework
 - 15% midterm exam (date tba)
 - 25% final exam
 - 5% other



Academic Integrity

- We want a cooperative group working together to do great stuff!
- But: you must never misrepresent work done by someone else as your own, without proper credit
- Know the rules – ask if in doubt or if tempted



Any questions?

- Your job is to ask questions to be sure you understand what's happening and to slow me down
 - Otherwise, I'll barrel on ahead 😊



Coming Attractions

- Quick review of formal grammars
- Lexical analysis – scanning
 - Background for first part of the project
- Followed by parsing ...

- Start reading: ch. 1, 2.1-2.4