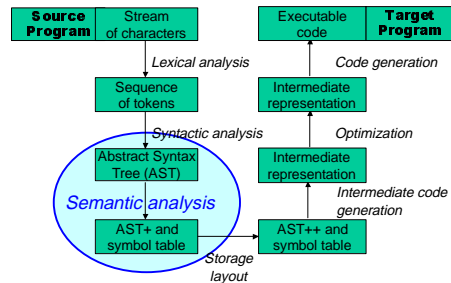


CSE401: Semantic Analysis

Larry Ruzzo
Spring 2002

Slides by Chambers, Eggers, Notkin, Ruzzo, and others
© W.L. Ruzzo and UW CSE, 1994-2002

Prototype compiler structure



Semantic analysis

- Perform final legality checking of input program
 - Properties not checked by lexical or syntactic checking
 - Ex: type checking, ensuring break statement is in a loop, etc.
- “Understand” program well enough to do the back-end synthesis activities
 - Ex: relate particular names to particular declarations

Symbol tables

- Key data structure (at *compile* time, not run time)
 - Produced (and used) during semantic analysis
 - Used during code generation
- Stores information about names used in the program
 - Declarations add entries to the symbol table
 - Uses of names look up appropriate symbol table entry

What information about names?

- Kind of declaration
 - var, const, proc, etc.
- Type
- For const : keep value
- For var : Where allocated in memory?
 - Static, stack, heap? Offset?
 - Not computed initially, but later on
- For formal parameter: passed by-value, by-ref...

Example: a PL/0 DeclList

```
var x : int;  
var q : array[20] of bool;  
procedure foo(a : int); begin ... end foo;  
const z : int = 10;
```

PL/0 symbol table entries

```
class SymTabEntry {
public:
    char* name();
    Type* type();

    virtual bool isConstant();
    virtual bool isVariable();
    virtual bool isFormal();
    virtual bool isProcedure();

    virtual int value(); // const only
    virtual int offset(SymTabScope* s); // var only
}
```

More soon

7

SymTab subclasses

```
class VarSTE : public SymTabEntry { ... };
class FormalSTE : public VarSTE { ... };
class ConstSTE : public SymTabEntry { ... };
class ProcSTE : public SymTabEntry { ... };
```

8

Nested scopes: Example

```
procedure foo(x:int, w:int);
var z:bool;
const y:bool = true;
procedure bar(x:array[5] of bool);
var y:int;
begin
    x[y] := z;
end bar;
begin
    while z do
        var z:int, y:int;
        y := z * x;
    end;
    output := x + y;
end foo;
```

9

Nested scopes: How to handle?

- What happens when the same name is declared in different scopes?
- This is first a question of language design: what is the defined semantics?
- Two standard choices
 - Lexical (static) scoping: use the block structure of the program
 - Do you remember choice #2 from 341?

10

Nested Scopes: Lexical/static

- The syntactic (block) structure of the program determines how names are resolved
- Given a name in a block
 - The nearest enclosing block with a declaration for that name is the relevant declaration
 - If none, it's an error

11

Nested scopes: Dynamic

12

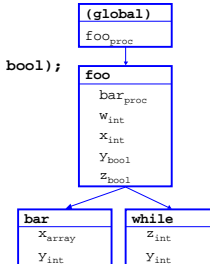
Lexical scope and symbol tables

- Each scope has its own symbol table
- Logically, for a block-structured program, there is a *tree* of symbol tables
 - Root = outermost block

13

Tree of symbol tables

```
procedure foo(x:int, w:int);
var z:bool;
const y:bool = true;
procedure bar(x:array[5] of bool);
var y:int;
begin
  x[y] := z;
end bar;
begin
  while z do
    var z:int, y:int;
    y := z * x; end;
  output := x + y;
end foo;
```



14

Lexical scope and symbol tables

- Each scope has its own symbol table
- Logically, for a block-structured program, there is a tree of symbol tables
 - Root = outermost block
- But at a given point in the program, only part of the tree is relevant
 - Current block == X
 - Nearest enclosing block == parent(X)
 - Next nearest == parent(parent(X))
 - Etc., up to root

15

Nested scope operations

- When encounter a new scope during semantic analysis
 - Create a new, empty scope
 - Its parent is the current scope (that of enclosing block)
 - New scope becomes "current"
- When encounter a declaration
 - Add entry to the current scope
 - Check for duplicates in the current scope only (why?)
- When encounter a use
 - Search scopes for declaration: current, its parent, grandparent,...
- When exiting a scope
 - Parent becomes current again

Stack-like

16

PL/0 symbol table interface

```
class SymTabScope {
public:
  SymTabScope(SymTabScope* enclosingScope);

  void enter(SymTabEntry* newSymbol);
  SymTabEntry* lookup(char* name);
  SymTabEntry* lookup(char* name,
                     SymTabScope*& retScope);
  ...
}
```

17

Implementing nested scopes

- Each scope (instance of `SymTabScope`) keeps a pointer to its enclosing `SymTabScope` (`_parent`)
- Each scope maintains "down links", too (`_children`, so we can walk the whole tree)

18

Symbol tables: Implementation

- Abstractly, it's simple: a mapping from names to information, aka key/value pairs
- Concretely, there are lots of choices, each with different performance consequences, e.g.
 - Linked list (or dynamic array)
 - Binary search tree
 - Hash table
- So, we'll take a brief trip down CSE326 memory lane...

19

Symbol tables: Complexity

	Enter	Lookup	Space cost
A. Linked lists	O(1)		
B. Binary search tree			
C. Hash table			

20

Symbol tables: Other issues

- Linked lists must have keys that can be compared for equality
- Binary search trees must have keys that can be ordered
- Hash tables must have keys that can be hashed (well)
- Hash table size?

21

Symbol tables: Implementation Summary

- In general
 - Use a hash table for big mappings
 - Use a binary tree or linked list for small mappings
- Ideally, use a self-reorganizing data structure

22

Types

- Types are abstractions of values that share common properties
 - What operations can be performed on them
 - (Usually) how they are represented in memory
- Types usually guide how compilation proceeds

23

Taxonomy of types

- Basic/atomic types
 - `int`, `bool`, `char`, `real`, `string`, ...
 - `enum(v1, v2, ..., vn)`
- User-defined types: `Stack`, `SymTabScope`, ...
 - Type constructors
 - Parameterized types
 - Type synonyms

24

Type constructors

- `ptr(type)`
- `array(index-range, element-type)`
- `record(name1:type1, ... namen:typen)`
- `tuple(type1, ..., typen)` or `type1 × ... × typen`
- `union(type1, ..., typen)` or `type1 + ... + typen`
- `function(arg-types, result-type)` or `type1 × ... × typen → result-type`

25

Parameterized types

Functions returning types

- `Array<T>`
- `Stack<T>`
- `HashTable<Key, Value>`
- ...

26

Type synonyms

Give alternative name to existing type

- `typedef SymTabScope* SymTabReg`

27

Type checking

- A key part of language implementation
 - Semantic analysis phase, linking, and/or runtime
- Verifies that operations on values will be legal
 - I.e., they compute values that will be legal in context
- Examples

<code>3 + 4</code>	<code>3 + 4.0</code>
<code>3 + x</code>	<code>3 + 'x'</code>
<code>3[x]</code>	<code>x[3]</code>
<code>3 + TRUE</code>	<code>x.y->z*</code>

28

Type checking terminology

- **Static vs. dynamic typing**
 - Static: checked prior to execution (e.g., compile-time)
 - Dynamic: checked during execution
- **Strong vs. weak typing**
 - Strong: guarantees no illegal operations performed
 - Weak: no such guarantee
- **Caveats**
 - Hybrids are common
 - Mistaken usages of these terms is common
 - Ex: "untyped", "typeless" could mean "dynamic" or "weak"

29

Type weaknesses in C/C++

```
extern myfunc(double*);
main() {
    int i=42, j=0, *ip=&i;
    double x=3.14, y[10];
    scanf("%d %f", &i, &j);
    x = (double) i;
    x = (double*) ip;
    (*ip) = 1;
    (++ip) = 1;
    y[11] = 1;
    myfunc(&x);
}
main.c
```

```
myfunc(int *kp){
    char c='1';
    union{
        int i;
        double x;
    } huh;
    c = sqrt(c);
    huh.x = 42.0;
    huh.i += 1;
    *kp = huh.i;
}
myfunc.c
```

30

More on C++ type system

```

Stmt* sp;
IfStmt* isp;
isp = new IfStmt(...);
sp = isp;
sp = (Stmt*) isp;
...
isp = (IfStmt*) sp;
sp = (isp -> _then_stmts->fetch(14)) ;
//Better:
if (isp = dynamic_cast<IfStmt*> sp) {
    sp = isp -> _then_stmts->fetch(14);
}
    
```

upcast – always safe

downcast – safe? dynamic check? (Java would)

31

Fill in with real languages

	Statically typed	Dynamically typed
Strong typing		
Weak typing		

32

Type checking

- Assume we have an AST for the source program
 - It is syntactically correct
 - The symbol table has been computed
- Does it meet the type constraints of the language?
 - Ex: `a := 3 * b + fork(c + 3.14159)`
 - What are the types of `a`, `b`, and `c`?
 - What type does `fork` return?
 - What type does `fork` accept?
 - What happens when `c` is added to a `float`?
 - What happens when `b` is multiplied by `3`?
 - What happens when `fork`'s result is added to `3 * b`?

33

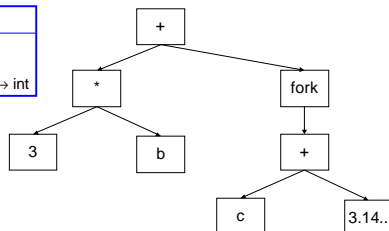
Type checking strategy

- Traverse AST recursively, starting at root node
 - Most work is on the bottom-up pass
- At each node
 - Recursively type check any subtrees
 - Check legality of current node, given children's types
 - Compute and return result type (if any) of current node

34

Example: `3 * b + fork(c + 3.14159)`

Symtab
`b: int`
`c: float`
`fork: float → int`



35

Top-down information also:

From enclosing context

- Need to know types of variables referenced
 - Must pass down symbol table during traversal
- Legality of (e.g.) `break` and `return` statements depends on context: pass down
 - whether in loop,
 - what the result type of the function must be,
 - etc.

36

Representing types in PL/0

```
class Type {
    virtual bool same(Type* t);
    ...
};
class IntegerType : public Type {...};
class BooleanType : public Type {...};
class ProcedureType : public Type {
    ...
    TypeArray* _formalTypes;
};
IntegerType* integerType; // predefined instances
BooleanType* booleanType;
```

37

PL/0 type checking: overview

```
Type* Expr::typecheck(SymTabScope* s);
void Stmt::typecheck(SymTabScope* s);
void Decl::typecheck(SymTabScope* s);

Type* LValue::
    typecheck_lvalue(SymTabScope* s);

int Expr::resolve_constant(SymTabScope* s);

Type* TypeAST::typecheck(SymTabScope* s);
```

38

Type checking PL/0 expressions

A simple case: integer literals (like "0" or "-17")

```
Type* IntegerLiteral::typecheck(SymTabScope* s) {
    return integerType;
}
```

39

Type checking var references

```
Type* VarRef::typecheck(SymTabScope* s) {
    SymTabEntry* ste = s->lookup(_ident);
    if (ste == NULL) {
        char* errmsg = new char[errormsgbufsize];
        sprintf(errmsg, "undeclared var \"%s\" referenced", _ident);
        Plzero->typeError(errmsg, line);
    }
    if (!ste->isConstant() &&
        !ste->isVariable()) {
        char* errmsg = new char[errormsgbufsize];
        sprintf(errmsg, "\"%s\" not const or var", _ident);
        Plzero->typeError(errmsg, line);
    }
    return ste->type();
}
```

40

Type checking operators

```
Type* BinOp::typecheck(SymTabScope* s) {
    Type* left = _left->typecheck(s);
    Type* right = _right->typecheck(s);

    switch(_op) {
        case PLUS:case MINUS:case MUL:case LEQ: ...
            if (left->different(integerType) ||
                right->different(integerType)) {
                Plzero->typeError("args not ints");
            }
            break;

        case EQL:case NEQ:
            if (left->different(right)) {
                Plzero->typeError("args not same type");
            }
            break;

        default:
            Plzero->fatal("unexpected BINOP");
    }
}
```

Continued

41

```
switch (_op) {
    case PLUS:case MINUS:case MUL:case DIVIDE:
        return integerType;

    case EQL:case NEQ:case LSS:
    case LEQ:case GTR:case GEQ:
        return booleanType;

    default:
        Plzero->fatal("unexpected BINOP");
        return NULL; // not actually executed
}
```

42

Type checking assignments

```
void AssignStmt::typecheck(SymTabScope* s) {
    Type* lhs = _lvalue->typecheck_lvalue(s);
    Type* rhs = _expr->typecheck(s);
    if (lhs->different(rhs)) {
        Plzero->typeError("lhs type differs from rhs");
    }
}
```

43

Type checking if statements

```
void IfStmt::typecheck(SymTabScope* s) {
    Type* testType = _test->typecheck(s);
    if (testType->different(booleanType)) {
        Plzero->typeError("test not Boolean");
    }

    for (int i = 0;
         i < _then_stmts->length(); i++) {
        _then_stmts->fetch(i)->typecheck(s);
    }
}
```

44

Type checking call statements

```
void CallStmt::typecheck(SymTabScope* s) {
    int i;
    TypeArray* argTypes = new TypeArray;
    for (i = 0; i < _args->length(); i++) {
        Type* argType = _args->fetch(i)->typecheck(s);
        argTypes->add(argType);
    }

    SymTabEntry* ste = s->lookup(_ident);
    if (ste == NULL) {
        Plzero->typeError("undeclared procedure");
    }
}
```

Continued

45

```
Type* procType = ste->type();
if (!procType->isProcedure()) {
    Plzero->typeError("not a procedure");
}

TypeArray* formalTypes = procType->formalTypes();
if (formalTypes->length() != argTypes->length()) {
    Plzero->typeError("call doesn't match proto");
}

for (i = 0; i < formalTypes->length(); i++) {
    if (formalTypes->fetch(i)->
        different(argTypes->fetch(i))) {
        Plzero->typeError(...);
    }
}

return; // whew! passed all checks!
```

46

Type checking declarations

```
void VarDecl::typecheck(SymTabScope* s) {
    for (int i = 0; i < _items->length(); i++) {
        _items->fetch(i)->typecheck(s);
    }
}

void VarDeclItem::typecheck(SymTabScope* s) {
    Type* t = _type->typecheck(s);

    VarSTE* varSTE = new VarSTE(_name, t);
    s->enter(varSTE, line);
}
```

Continued

47

```
void ConstDecl::typecheck(SymTabScope* s) {
    for (int i = 0; i < _items->length(); i++) {
        _items->fetch(i)->typecheck(s);
    }
}

void ConstDeclItem::typecheck(SymTabScope* s) {
    Type* t = _type->typecheck(s);
    Type* type = _expr->typecheck(s);
    Value* constant_value = _expr->resolve_constant(s);
    if (t->different(type)) {
        Plzero->typeError(...);
    }

    ConstSTE* constSTE =
        new ConstSTE(_name, t, constant_value);
    s->enter(constSTE, line);
}
```

Continued

48


```

void ProcDecl::typecheck(SymTabScope* s) {
    SymTabScope* body_scope = new SymTabScope(s);

    TypeArray* formalTypes = new TypeArray;
    for (int i = 0; i < _formals->length(); i++) {
        FormalDecl* formal = _formals->fetch(i);
        Type* t = formal->typecheck(s, body_scope);
        formalTypes->add(t);
    }

    ProcedureType* procType =
        new ProcedureType(formalTypes);

    ProcSTE* procSTE = new ProcSTE(_name, procType);
    s->enter(procSTE, line); // add to enclosing scope

    _block->typecheck(body_scope); // check in new scope
}

```

Continued

49

```

void Block::typecheck(SymTabScope* s) {
    for (int i = 0; i < _decls->length(); i++) {
        _decls->fetch(i)->typecheck(s);
    }

    for (int j = 0; j < _stmts->length(); j++) {
        _stmts->fetch(j)->typecheck(s);
    }
}

```

50

Type checking

- We've covered the basic issues in how to check semantic, type-oriented, properties for the data types and constructs in PL/0 (and some more)
- But there are other features in languages richer than PL/0, and we'll look at some of them today

51

Records

Records (aka structs) group heterogeneous types into a single, usually named, unit

```

record R = begin
    x : int;
    a : array[10] of bool;
    m : char;
end record;

var t : R;
...
r.x

```

52

Type checking records

- Need to represent record type, including fields of record
- Need to name user-defined record types
- Need to access fields of record values
- May need to handle unambiguous but not fully qualified names (depending on language definition)

53

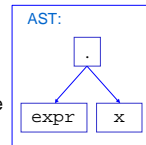
An implementation

- Representing record type using a symbol table for fields

- class RecordType: public Type {...};
- Create RecordTypeSTE

- To typecheck `expr.x`

- Typecheck `expr`
 - Error if not record type
- Lookup `x` in record type's symbol table
 - Error if not found
- Extract and return type of `x`



54

Type checking classes & modules

- A class/module is just like a record, except that it contains procedures in addition to simple variables
- So they are already supported by using a symbol table to store record/class/module fields
- Procedures in the class/module can access other fields of the class/module
 - Already supported: nest procs in record symbol table
- Inheritance?

55

Type equivalence

- When is one type equal to another?
 - Implemented in PL/0 with `Type::same` function
- It's generally "obvious" for atomic types like `int`, `string`, user-defined types (e.g., `point2d` vs `complex`)
- What about type constructors like arrays?

```
var a1 : array[10] of int;
var a2,a3 : array[10] of int;
var a4 : array[20] of int;
var a5 : array[10] of bool;
var a6 : array[0:9] of int;
```

56

Equivalence, def I: Structural Eq.

- Two types are *structurally equivalent* if they have the same structure
 - If atomic types, then obvious
 - If type constructors
 - Same constructor
 - Recursively, equivalent arguments to constructor
- Implement with recursive `same`

57

Equivalence, def II: Name Eq.

- Two types are *name equivalent* if they came from the same textual occurrence of a type constructor
- Implement with pointer equality of `Type` instances
- Special case: type synonyms don't define new types

58

same & different

```
class Type {
public:
    ...
    virtual bool same(Type* t) = 0;
    bool different(Type* t) { return !same(t); }
    ...
};
class IntegerType : public Type {
public:
    ...
    bool same(Type* t) { return t->isInteger(); }
    ...
};
```

59

Implementing structural equivalence (details)

- Problem: want to dispatch on two arguments, not just receiver
 - That is, choose what method to execute based on more than the class of the receiver
- Why? There's a symmetry that the OO dispatch approach skews
 - `if (lhs->different(rhs)) {...error...}`
- Why not: `if (different(lhs,rhs)) {...error...}`

60

Multi-methods

- Languages that support dispatching on more than one argument provide *multi-methods*
- For example, they might look like
 - `virtual bool same(type* t1, type* t2) {return false;}`
 - `virtual bool same(IntType* t1, IntType* t2) {return true;}`
 - `virtual bool same(ProcType* t1, ProcType* t2) {return same(t1->args,t2->args);}`
- Different from static overloading in C++

61

Overloading: quick reminder

- Overloading arises when the same operator or function is used to represent distinct operations
 - `3 + 4`
 - `3.14159 + 2.71828`
 - `"mork" + "mindy"`
- The compiler statically decides which "+" to compile to based on the (type) context

62

Polymorphism: quick reminder

- Polymorphism is different from overloading
- In overloading the same operator means different things in different contexts
- In polymorphism, the same operator works on different types of data
 - `(length '(a b c))` vs. `(length '((a) (b c) 3 4))`
 - `(sort '(4 1 2))` vs. `(sort '(c g a))`
- In polymorphism, the compiler compiles the same code regardless

63

But C++ has no multi-methods:

So we use double dispatching

```
class Type {
  virtual bool same(Type* t) = 0;
  virtual bool isInteger() {return false;}
  virtual bool isProc() {return false;}
};

class IntegerType : public Type {
  bool same(Type* t) {return t->isInteger();}
  bool isInteger() {return true;}
};
```

64

Type conversions and coercions

- In C, can explicitly convert data of type `float` to data of type `int` (and some other examples)
 - Represent it explicitly as a unary operator
 - Type checking and code generation work as normal
- In C, can also implicitly coerce
 - System must insert unary conversion operators as part of type checking
 - Code generation works as normal

65

Type casts

- In C, Java (and some others) can explicitly cast an object of one type to another
 - Sometimes a cast means a conversion
 - E.g., casts between numeric types
 - Type-safe, but sometimes entails loss of accuracy
 - Sometimes a cast means just a change of static type without any computation
 - E.g., casts between pointer types
 - Generally NOT type-safe

66

Safety of casting

- In C, the safety of casts is not checked
 - That is, it's possible to convert into a representation that is illegal for the new type of data
 - Allows writing of low-level code that's type-unsafe
 - More often used to work around limitations in C's static type system
- In Java, downcasts from superclass to subclass include a run-time type check to preserve type safety
 - This is the primary place where Java uses dynamic type checking

67

Where are we?

- We now know, in principle, how to
 1. take a string of characters
 2. convert it into an AST with associated symbol table
 3. and know that it represents a legal source program (including semantic checks)
- That is the complete set of responsibilities (at a high-level) of the front-end of a compiler

68

Next...

- ...what to do now that we have this wonderful AST representation
- We'll look mostly at interpreting it or compiling it
 - But you could also analyze it for program properties
 - Or you could "unparse" it to display aspects of the program on the screen for users
 - ...

69