


CSE401: Backend (A)

Larry Ruzzo
Spring 2001


Slides by Chambers, Eggers, Notkin, Ruzzo, and others
© W.L. Ruzzo and UW CSE, 1994-2001



Now

- ...what to do now that we have this wonderful AST+ST representation
- We'll look mostly at interpreting it or compiling it
 - But you could also analyze it for program properties
 - Or you could "unparse" it to display aspects of the program on the screen for users
 - ...


2



Analysis

- What kinds of analyses could we perform on the AST+ST representation?
 - The representation is of a complete and legal program in the source language
- Ex: ensure that all variables are initialized before they are used
 - Some languages define this as part of their semantic checks, but many do not
- What are some other example analyses?


3



Implementing a language

- If we want to execute the program from this representation, we have two basic choices
 - Interpret it
 - Compile it (and then run it)
- Tradeoffs between this include
 - Time until the program can be executed (turnaround time)
 - Speed of executing the program
 - Simplicity of the implementation
 - Flexibility of the implementation


4



Interpreters

- Essentially, an interpreter defines an EVAL loop that executes AST nodes
- To do this, we create data structures to represent the run-time program state
 - Values manipulated by the program
 - An activation record for each called procedure
 - Environment to store local variable bindings
 - Pointer to calling activation record (*dynamic link*)
 - Pointer to lexically-enclosing activation record (*static link*)

5



Pros and cons of interpretation

- Pros
 - Simple conceptually, easy to implement
 - Fast turnaround time
 - Good programming environments
 - Easy to support fancy language features
- Con: slow to execute
 - Data structure for value vs. direct value
 - Variable lookup vs. registers or direct access
 - EVAL overhead vs. direct machine instructions
 - No optimizations across AST nodes

6

Compilation

- Divide the interpreter's work into two parts
 - Compile-time
 - Run-time
- Compile-time does preprocessing
 - Perform some computations at compile-time only once
 - Produce an equivalent program that gets run many times
- Only advantage over interpreters: faster running programs

7

Compile-time processing

- Decide on representation and placement of run-time values
 - Registers
 - Format of stack frames
 - Global memory
 - Format of in-memory data structures (e.g., records, arrays)
- Generate machine code to do basic operations
 - Like interpreting, but instead generate code to be executed later
- Do optimization across instructions if desired

Compile-time vs. run-time

Compile-time	Run-time
Procedure	Activation record/ stack frame
Scope, symbol table	Environment (content of stack frame)
Variable	Memory location, register
Lexically-enclosed scope	Static link
Calling procedure	Dynamic link

Details are coming

9

An interpreter for PL/0

- Data structure to represent run-time values: Value hierarchy
 - Also useful for resolve_constant
 - Value-level analogue of Type
- Data structure to store ValueS for each variable
 - ActivationRecord that contains ActivationRecordEntries
 - Run-time analogue of SymbolTableScope
- eval method per AST class

```

class Value {
public:
    ...
    virtual int intValue(){
        ...
    }
    virtual bool boolValue(){
        ...
    };
class IntegerValue : public Value {
public:
    ...
    bool isInteger()
    { return true; }
    int intValue()
    { return _value; }
    void print()
    { printf("%d", _value); }
};

```

10

Example eval

```

Value* UnOp::eval(SymTabScope* s, ActivationRecord* ar)
{
    Value* arg = _expr->eval(s, ar);

    switch(_op) {
    case MINUS:
        return new IntegerValue(- arg->intValue());
    case ODD:
        return
            new BooleanValue(arg->intValue()%2 == 1);
    default:
        Plzero->fatal("unexpected UNOP");
    }
}

```

11

Activation records

- Each call of a procedure allocated an *activation record* (instance of ActivationRecord)
 - Basically, equivalent to a stack frame and everything associated with it
- An activation record primarily stores
 - Mapping from names to values for each formal and local variable in that scope (*environment*)
 - Don't store values of constants, since they are in the symbol table
 - Lexically enclosing activation record (*static link*)
 - Why needed? To find values of non-local variables

12

Calling procedure

- There must be a logical link from the activation of the calling procedure to the called procedure
 - Why? So we can handle returns
- In PL/0, this link is implicit in the call structure of the PL/0 `eval` functions
 - So, when the source program returns from a procedure, the associated PL/0 `eval` function terminates and returns to the caller
- Some interpreters represent this link explicitly
 - And we will definitely do this in the compiler itself

13

Activation records & symbol tables

- For each procedure in a program
 - Exactly one symbol table, storing *types* of names
 - Possibly many activation records, one per call, each storing *values* of names
- For recursive procedures there can be several activation records for the same procedure on the stack simultaneously
- All activation records for a procedure have the same "shape," which is described by the single, shared symbol table

14

```
module M;
  var res: int;
  procedure
  fact(n:int);
  begin
    if n > 0 then
      res := res * n;
      fact(n-1);
    end;
  end fact;
begin
  res := 1;
  fact(input);
  output := res;
end M.
```

This stuff is important!

- So we'll repeat in here (interpreting)
- And again in compiling

16

CSE401: Backend (B)

Larry Ruzzo
Spring 2001

Slides by Chambers, Eggers, Notkin, Ruzzo, and others
© W.L. Ruzzo and UW CSE, 1994-2001

Interpreting PL/0

- We're looking at how to take the AST+ST representation and execute it interpretively
- We looked at the basic idea of recursively applying `eval` to the AST
- We looked at activation records and their relationship to symbol tables
- We briefly discussed static links
 - And even more briefly dynamic links

18

Static linkage

- Connect each activation record to its lexically enclosing activation record
 - This represents the block structure of the program
- When calling a procedure, what activation record to use for the lexically enclosing activation record?

```

module M;
  var x:int;
  proc P(y:int);
    proc Q(y:int);
      begin R(x+y);end Q;
    proc R(z:int);
      begin P(x+y+z);end
  R;
  begin Q(x+y);end P;
begin
  x := 1;;
  P(2);
end M.

```

19

Nested procedure semantics: C

- Allow nesting of procedures
- Allow procedures to be passed as regular values, but without referencing variables in the lexically enclosing scope
 - Lexically enclosing activation record is always the global scope

20

Nested procedure semantics: PL/0

- Allow nesting of procedures
- Allow references to variables of lexically enclosing procedures
- Don't allow procedures to be passed around
 - Caller can always compute callee's lexically enclosing activation record

21

Nested procedure semantics: Pascal

- Allow nesting of procedures
- Allow references to variables of lexically enclosing procedures
- Allow procedures to be passed down but not to be returned
 - Represent procedure value as a pair of a procedure and an activation record (*closure*)

22

Example: Pascal semantics (unknown syntax...)

```

module main(){
  procedure P(){
    int x;
    procedure mycomp(...){
      if(x=42) then ... else ... ;
    }
    ...
    x := 42;
    call quicksort(...,mycomp);
    ...
  }
  ...
  call P();
}

```

I want quicksort to use mycomp_{x=42}() even if somebody changes x first!

23

Nested procedure semantics: ML, Scheme, Smalltalk

- Fully first-class nestable functions
- Procedures can be returned from their lexically enclosing scope
 - Put closures and environments in the heap

24

Example: ML/scheme/... semantics

(unknown syntax...)

```

module main(){
  procedure P(){
    int x;
    procedure mycomp(...){
      if(x==42) then ... else ... ;
    }
    ...
    x := 42;
    call quicksort(...,mycomp);
    ...
    call the fn that P() returns;
  }
}

```

I want quicksort to use mycomp_{x=42}() even if somebody changes x first!

And even after P() returns!

25

Example eval method for PL/0 (some error checking omitted)

```

Value* VarRef::eval(SymTabScope* s, ActivationRecord* ar)
{
  SymTabEntry* ste = s->lookup(_ident);
  if (ste == NULL) {Plzero->fatal...;}
  if (ste->isConstant()) {
    return ste->value();
  }
  if (ste->isVariable()) {
    ActivationRecordEntry* are = ar->lookup(_ident);
    Value* value = are->value();
    return value;
  }
  Plzero->fatal("referencing identifier that's not a constant or variable");
  return NULL;
}

```

26

Another eval method for PL/0 some parts omitted

```

Value* BinOp::eval(SymTabScope* s, ActivationRecord* ar) {
  Value* left = _left->eval(s, ar);
  Value* right = _right->eval(s, ar);

  switch(_op) {
  case PLUS: return new IntegerValue(left->intValue() + right->intValue());
  ...
  case DIVIDE:
    if (right->intValue() == 0) {
      Plzero->evalError("divide by zero", line);
    }
    return new IntegerValue(left->intValue() / right->intValue());
  case LSS: return new BooleanValue(left->intValue() < right->intValue());
  ...}
}

```

27

eval Assignment Statement

```

void AssignStmt::eval(SymTabScope* s, ActivationRecord* ar) {
  Value*& lhs = _lvalue->eval_address(s, ar);
  Value* rhs = _expr->eval(s, ar);
  lhs = rhs;
}

```

28

eval while Statement

```

void WhileStmt::eval(SymTabScope* s, ActivationRecord* ar) {
  for (;;) {
    Value* test = _test->eval(s, ar);
    if (test->boolValue()) {
      for (int i = 0; i < _loop_stmts->length(); i++) {
        _loop_stmts->fetch(i)->eval(s, ar);
      }
    } else {
      break;
    }
  }
}

```

29

Note: recursion

- By now you should understand that recursion is much much more than a cool way to write tiny little procedures in early programming language classes
- If you don't really see this yet, I have a special assignment for you
 - Rewrite either the parser or the interpreter without using recursion
 - Oh, you can do it, for sure...

30

eval declarations

```
void VarDecl::eval(ActivationRecord* ar) {
    for (int i = 0; i < _items->length(); i++) {
        _items->fetch(i)->eval(ar);
    }

    void VarDeclItem::eval(ActivationRecord* ar) {
        ActivationRecordEntry* varActivationRecordEntry =
            new VarActivationRecordEntry(_name, undefined);
        ar->enter(varActivationRecordEntry);
    }
}
```

31

eval constant declarations

```
void ConstDecl::eval(ActivationRecord* ar) {
    --OK, what goes here?
}
```

32

eval procedure calls

```
void CallStmt::eval(SymTabScope* s, ActivationRecord* ar)
{
    ValueArray* argValues = new ValueArray;
    for (int i = 0; i < _args->length(); i++) {
        Value* argValue = _args->fetch(i)->eval(s, ar);
        argValues->add(argValue);
    }
    SymTabEntry* ste = s->lookup(_ident);
    if (ste == NULL) {Plzero->fatal...;}
    ActivationRecord* enclosingAR;
    ActivationRecordEntry* are =
        ar->lookup(_ident, enclosingAR);
    if (are == NULL) {Plzero->fatal...;}
    ProcDecl* callee = are->procedure();
    callee->call(argValues, enclosingAR);
}
```

33

eval procedure calls II

```
void ProcDecl::call(ValueArray* argValues,
                    ActivationRecord*
                    enclosingAR) {
    ActivationRecord* calleeAR =
        new ActivationRecord(enclosingAR);

    for (int i = 0; i < _formals->length(); i++) {
        FormalDecl* formal = _formals->fetch(i);
        Value* actual = argValues->fetch(i);
        formal->bind(actual, calleeAR);
    }
    _block->eval(calleeAR);
}
```

34

OK, that's most of interpretation

- Next
 - memory layout (data representations, etc.)
 - stack layout, etc.
- Then back to how we compile activation records, etc.
- And generate code, of course

35