

CSE 369 QUIZ 1

Name: Perry Perfect

Student ID
Number: 1234567

Please do not turn the page until 11:30.

Instructions

- This quiz contains 3 pages, including this cover page. You may use the backs of the pages for scratch work.
- Please clearly indicate (box, circle) your final answer.
- The quiz is closed book and closed notes.
- Please silence and put away all cell phones and other mobile or noise-making devices.
- Remove all hats, headphones, and watches.
- You have 20 minutes to complete this quiz.

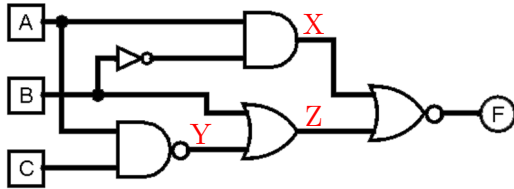
Advice

- Read questions carefully before starting. Read *all* questions first and start where you feel the most confident to maximize the use of your time.
- There may be partial credit for incomplete answers; please show your work.
- Relax. You are here to learn.

Question	Points	Score
(1) CL Gates	8	8
(2) K-map	5	5
(3) Waveforms & Verilog	12	12
Total:	25	25

Question 1: Combinational Logic Gates [8 pts]

- (A) Write out a Boolean expression for the circuit diagram below. *No need to simplify.* Remember to use + (OR), · (AND), and $\bar{}$ (NOT) as well as any necessary parentheses to make your answer unambiguous. [2 pts]



$$F = \overline{(A \cdot B) + (B + A \cdot C)}$$

$$X = A \cdot B \quad [0.5 \text{ pt}]$$

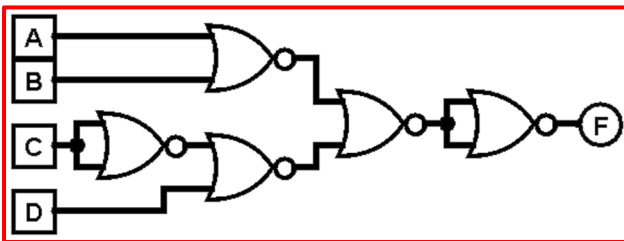
$$Y = \overline{A \cdot C} \quad [0.5 \text{ pt}]$$

$$Z = B + Y \quad [0.5 \text{ pt}]$$

$$F = \overline{X + Z} \quad [0.5 \text{ pt}]$$

- (B) Find a minimal implementation of the function below using only **2-input NOR gates**. We will only accept circuit diagrams. [6 pts]

$$F = \overline{(A + B)\overline{C}D}$$



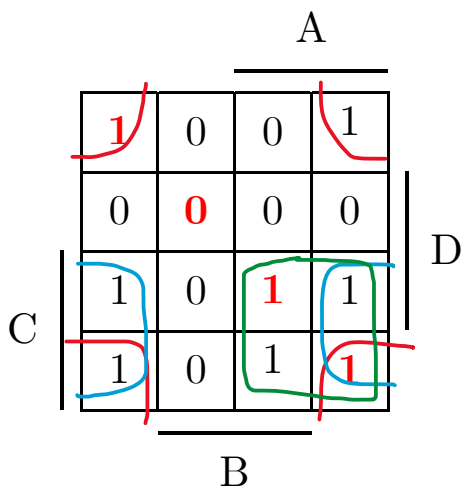
[2 pt] Valid gate conversion from expression

[2 pt] DeMorgan's applications (either in expression or gates)

[2 pt] Conversion of extra NOTs to NORs

Question 2: Karnaugh Maps [5 pts]

Find the *minimum sum-of-products solution* for the K-map shown below.



$$= \overline{B} \overline{D} + \overline{B} C + AC$$

[2 pt] X choices

[1 pt each] correct term/grouping

[-0.5 pt each] smaller grouping used

[-0.5 pt each] extra grouping included

Question 3: Waveforms & Verilog [12 pts]

- (A) Consider the Verilog simulated testbench waveforms shown. If we know that X and Y are outputs of 2-input logic gates, complete the module `Mystery` below. [7 pt]

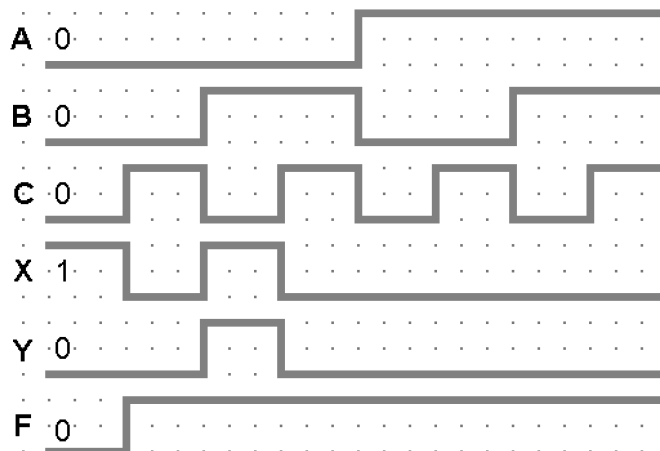
For both X and Y:

[2 pt] Correct input signals

[1 pt] Correct gate used

Overall:

[1 pt] Correct Verilog syntax



```

module Mystery (F, A, B, C);
    output F;
    input A, B, C;
    wire X, Y;

    nor G1 (X, A, C); or assign X = ~(A | C);
    and G2 (Y, B, X); or assign Y = B & X;

    xnor G3 (F, X, Y);
endmodule
    
```

- (B) We only have the 2-input logic gates at right available to us. Given the logic delays shown, draw out the circuit diagram of the *fastest* implementation of the Verilog statement below. [5 pts]

XOR	NAND	OR
6 ns	7 ns	10 ns

Hint: Build a truth table first.

```
assign F = B ^ (~A | B);
```

A	B	$\sim A B$	F
0	0	1	1
0	1	1	0
1	0	0	0
1	1	1	0

$$F = \overline{A+B}$$

