

Executables & Arrays

CSE 351 Spring 2021

Instructor:

Ruth Anderson

Teaching Assistants:

Allen Aby

Joy Dang

Alena Dickmann

Catherine Guevara

Corinne Herzog

Ian Hsiao

Diya Joy

Jim Limprasert

Armin Magness

Aman Mohammed

Monty Nitschke


Allie Pflieger

Neil Ryan

Alex Saveau

Sanjana Sridhar

Amy Xu



<http://xkcd.com/1270/>

Administrivia

- ❖ **hw13 – due Monday 5/03**
 - Based on the next two lectures, longer than normal
- ❖ **Mid-quarter survey** due Saturday (5/01) on Canvas
- ❖ Lab 2 (x86-64) due Friday (4/30)
 - Learn to read x86-64 assembly and use GDB
 - Optional GDB Tutorial on Ed Lessons
 - Since you are submitting a text file (`defuser.txt`), there won't be any Gradescope autograder output this time
- ❖ **Questions Docs:** Use @uw google account to access!!
 - <https://tinyurl.com/CSE351-21sp-Questions>

Roadmap

C:

```
car *c = malloc(sizeof(car));
c->miles = 100;
c->gals = 17;
float mpg = get_mpg(c);
free(c);
```

Java:

```
Car c = new Car();
c.setMiles(100);
c.setGals(17);
float mpg =
    c.getMPG();
```

- Memory & data
- Integers & floats
- x86 assembly
- Procedures & stacks
- Executables**
- Arrays & structs
- Memory & caches
- Processes
- Virtual memory
- Memory allocation
- Java vs. C

Assembly language:

```
get_mpg:
    pushq    %rbp
    movq    %rsp, %rbp
    ...
    popq    %rbp
    ret
```


Machine code:

```
0111010000011000
100011010000010000000010
1000100111000010
110000011111101000011111
```

OS:



Computer system:

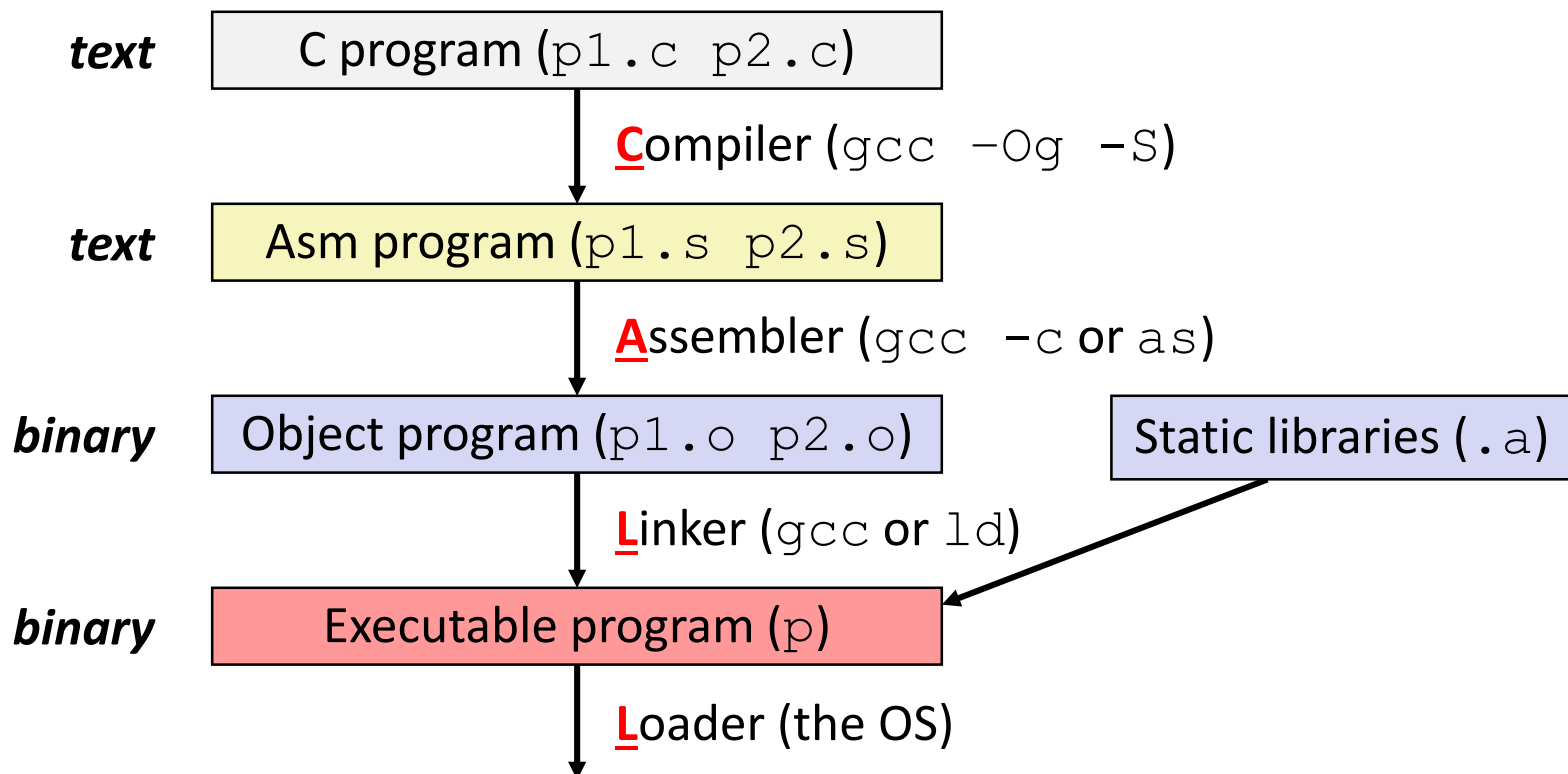


Reading Review

- ❖ Terminology:
 - CALL: compiler, assembler, linker, loader
 - Object file: symbol table, relocation table
 - Disassembly
 - Multidimensional arrays, row-major ordering
 - Multilevel arrays

Building an Executable from a C File

- ❖ Code in files `p1.c` `p2.c`
- ❖ Compile with command: `gcc -Og p1.c p2.c -o p`
 - Put resulting machine code in file `p`
- ❖ Run with command: `./p`



Compiler

- ❖ **Input:** Higher-level language code (*e.g.* C, Java)
 - `foo.c`
- ❖ **Output:** Assembly language code (*e.g.* x86, ARM, MIPS)
 - `foo.s`
- ❖ First there's a preprocessor step to handle `#directives`
 - Macro substitution, plus other specialty directives
 - If curious/interested: <http://tigcc.ticalc.org/doc/cpp.html>
- ❖ Super complex, whole courses devoted to these!
- ❖ Compiler optimizations
 - “Level” of optimization specified by capital ‘O’ flag (*e.g.* `-Og`, `-O3`)
 - Options: <https://gcc.gnu.org/onlinedocs/gcc/Optimize-Options.html>

Compiling Into Assembly

❖ C Code (sum.c)

```
void sumstore(long x, long y, long *dest) {  
    long t = x + y;  
    *dest = t;  
}
```

❖ x86-64 assembly (gcc -Og -S sum.c)

```
sumstore(long, long, long*):  
    addq    %rdi, %rsi  
    movq    %rsi, (%rdx)  
    ret
```

Warning: You may get different results with other versions of gcc and different compiler settings

Assembler

- ❖ **Input:** Assembly language code (*e.g.* x86, ARM, MIPS)
 - `foo.s`
- ❖ **Output:** Object files (*e.g.* ELF, COFF)
 - `foo.o`
 - Contains *object code* and *information tables*
- ❖ Reads and uses *assembly directives*
 - *e.g.* `.text`, `.data`, `.quad`
 - x86: https://docs.oracle.com/cd/E26502_01/html/E28388/eoiyg.html
- ❖ Produces “machine language”
 - Does its best, but object file is *not* a completed binary
- ❖ Example: `gcc -c foo.s`

Producing Machine Language

- ❖ **Simple cases:** arithmetic and logical operations, shifts, etc.
 - All necessary information is contained in the instruction itself
- ❖ What about the following?
 - Conditional/unconditional jump
 - Accessing static data (*e.g.* global var or jump table)
 - `call`
- ❖ **Addresses and labels are problematic because the final executable hasn't been constructed yet!**
 - So how do we deal with these in the meantime?

Object File Information Tables

- ❖ **Symbol Table** holds list of “items” that may be used by other files
 - *Non-local labels* – function names for `call`
 - *Static Data* – variables & literals that might be accessed across files
- ❖ **Relocation Table** holds list of “items” that this file needs the address of later (currently undetermined)
 - Any *label* or piece of *static data* referenced in an instruction in this file
 - Both internal and external
- ❖ Each object file has its own symbol and relocation tables

Object File Format

- 1) object file header: size and position of the other pieces of the object file
 - 2) text segment: the machine code
 - 3) data segment: data in the source file (binary)
 - 4) relocation table: identifies lines of code that need to be “handled”
 - 5) symbol table: list of this file’s labels and data that can be referenced
 - 6) debugging information
- ❖ More info: ELF format
- http://www.skyfree.org/linux/references/ELF_Format.pdf

Practice Questions

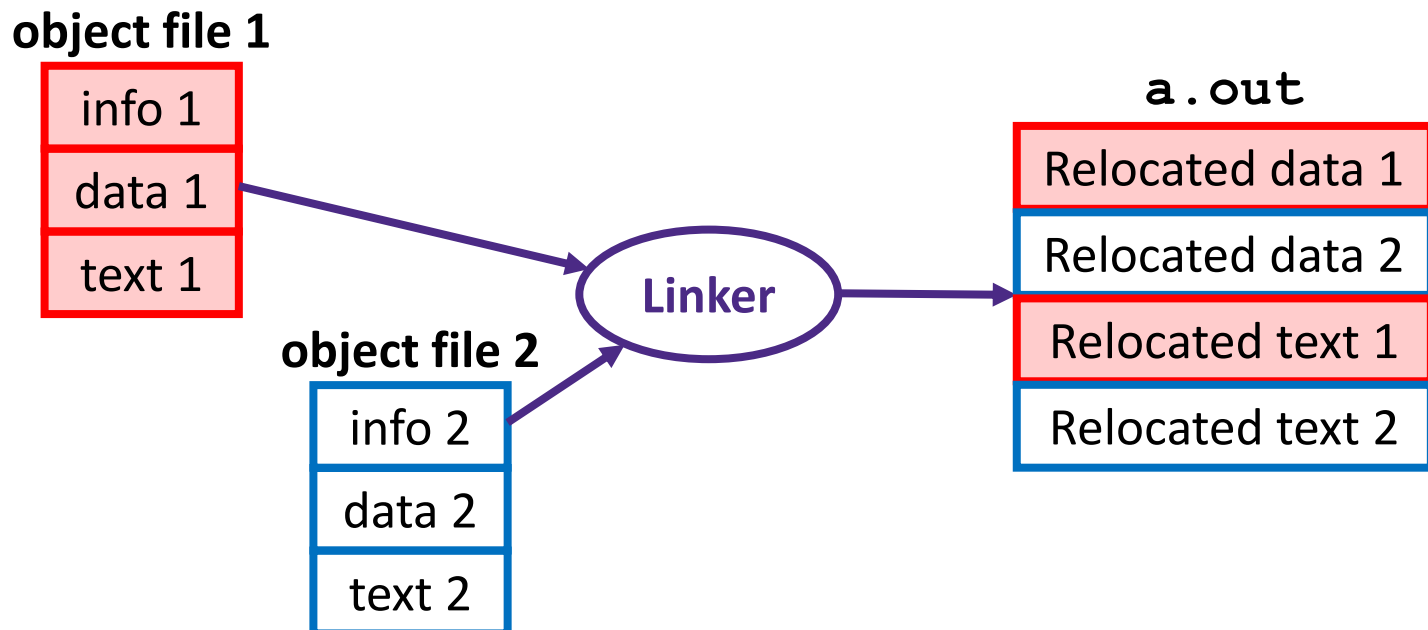
- ❖ The following labels/symbols will show up in which table(s) in the object file?
 - A **(non-static) user-defined function**
 - A **local variable**
 - A **library function**

Linker

- ❖ **Input:** Object files (e.g. ELF, COFF)
 - `foo.o`
- ❖ **Output:** executable binary program
 - `a.out` ← default name for executable
- ❖ Combines several object files into a single executable (*linking*)
- ❖ Enables separate compilation/assembling of files
 - Changes to one file do not require recompiling of whole program

Linking

- 1) Take text segment from each `.o` file and put them together
- 2) Take data segment from each `.o` file, put them together, and concatenate this onto end of text segments
- 3) Resolve References
 - Go through Relocation Table; handle each entry



Disassembling Object Code

❖ Disassembled:

```
0000000000400536 <sumstore>:  
 400536:  48 01 fe      add    %rdi,%rsi  
 400539:  48 89 32      mov    %rsi,(%rdx)  
 40053c:  c3           retq
```

❖ **Disassembler** (`objdump -d sum`)

- Useful tool for examining object code (`man 1 objdump`)
- Analyzes bit pattern of series of instructions
- Produces approximate rendition of assembly code
- Can run on either a `.out` (complete executable) or `.o` file

What Can be Disassembled?

```
% objdump -d WINWORD.EXE

WINWORD.EXE:      file format pei-i386

No symbols in "WINWORD.EXE".
Disassembly of section .text:

30001000 <.text>:
30001000:
30001001:
30001003:
30001005:
3000100a:
```

**Reverse engineering forbidden by
Microsoft End User License Agreement**

- ❖ Anything that can be interpreted as executable code
- ❖ Disassembler examines bytes and attempts to reconstruct assembly source

Loader

- ❖ **Input:** executable binary program, command-line arguments
 - `./a.out arg1 arg2`
- ❖ **Output:** <program is run>

- ❖ Loader duties primarily handled by OS/kernel
 - **More about this when we learn about processes**
- ❖ Memory sections (Instructions, Static Data, Stack) are set up
- ❖ Registers are initialized

Roadmap

C:

```
car *c = malloc(sizeof(car));
c->miles = 100;
c->gals = 17;
float mpg = get_mpg(c);
free(c);
```

Java:

```
Car c = new Car();
c.setMiles(100);
c.setGals(17);
float mpg =
    c.getMPG();
```

- Memory & data
- Integers & floats
- x86 assembly
- Procedures & stacks
- Executables
- Arrays & structs**
- Memory & caches
- Processes
- Virtual memory
- Memory allocation
- Java vs. C


Assembly language:

```
get_mpg:
    pushq    %rbp
    movq    %rsp, %rbp
    ...
    popq    %rbp
    ret
```


Machine code:

```
0111010000011000
100011010000010000000010
1000100111000010
110000011111101000011111
```

Computer system:



OS:



Data Structures in Assembly

❖ Arrays

- One-dimensional
- Multidimensional (nested)
- Multilevel

❖ Structs

- Alignment

~~❖ Unions~~

Review: Array Allocation

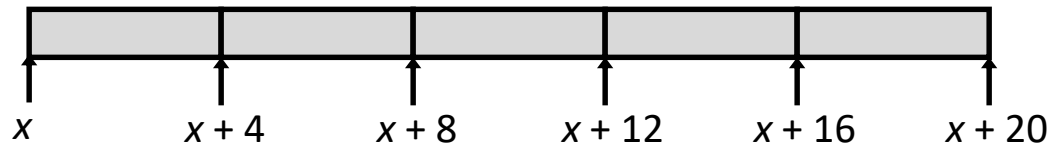
❖ Basic Principle

- $\mathbf{T} \ A[N]; \rightarrow$ array of data type \mathbf{T} and length N
- *Contiguously* allocated region of $N * \text{sizeof}(\mathbf{T})$ bytes
- Identifier A returns address of array (type \mathbf{T}^*)


```
char msg[12];
```




```
int val[5];
```



```
double a[3];
```



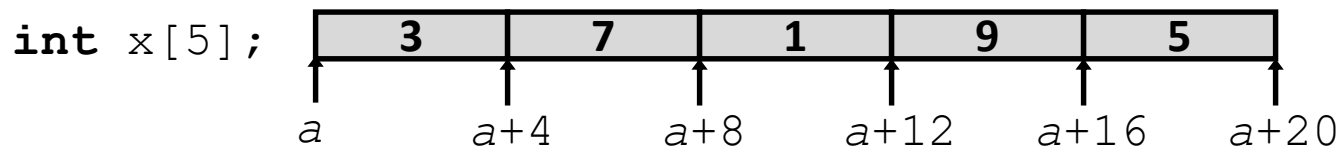
```
char* p[3];  
(or char *p[3];)
```



Review: Array Access

❖ Basic Principle

- $\mathbf{T} \ A[N]; \rightarrow$ array of data type \mathbf{T} and length N
- Identifier A returns address of array (type \mathbf{T}^*)



❖ Reference

Type

Value

<code>x[4]</code>	<code>int</code>	5
<code>x</code>	<code>int*</code>	a
<code>x+1</code>	<code>int*</code>	$a + 4$
<code>&x[2]</code>	<code>int*</code>	$a + 8$
<code>x[5]</code>	<code>int</code>	?? (whatever's in memory at addr $x+20$)
<code>*(x+1)</code>	<code>int</code>	7
<code>x+i</code>	<code>int*</code>	$a + 4*i$

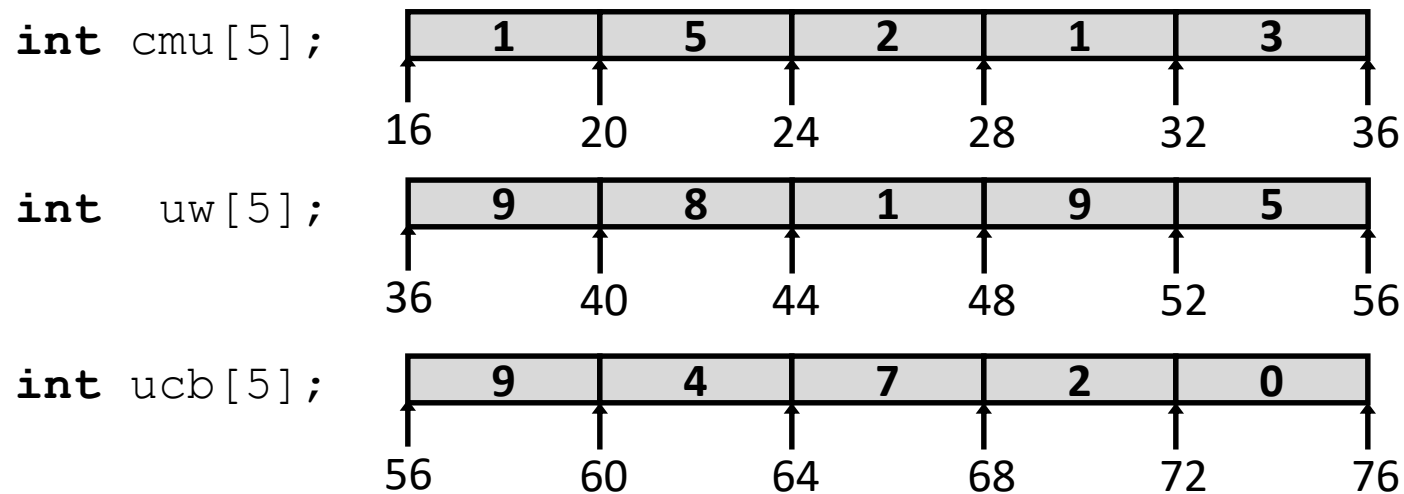
Array Example

```
// arrays of ZIP code digits  
int cmu[5] = { 1, 5, 2, 1, 3 };  
int  uw[5] = { 9, 8, 1, 9, 5 };  
int ucb[5] = { 9, 4, 7, 2, 0 };
```

← brace-enclosed
list initialization

Array Example

```
// arrays of ZIP code digits  
int cmu[5] = { 1, 5, 2, 1, 3 };  
int uw[5] = { 9, 8, 1, 9, 5 };  
int ucb[5] = { 9, 4, 7, 2, 0 };
```



- ❖ Example arrays happened to be allocated in successive 20 byte blocks
 - Not guaranteed to happen in general

Array Accessing Example

```
int uw[5];
```

9	8	1	9	5
---	---	---	---	---

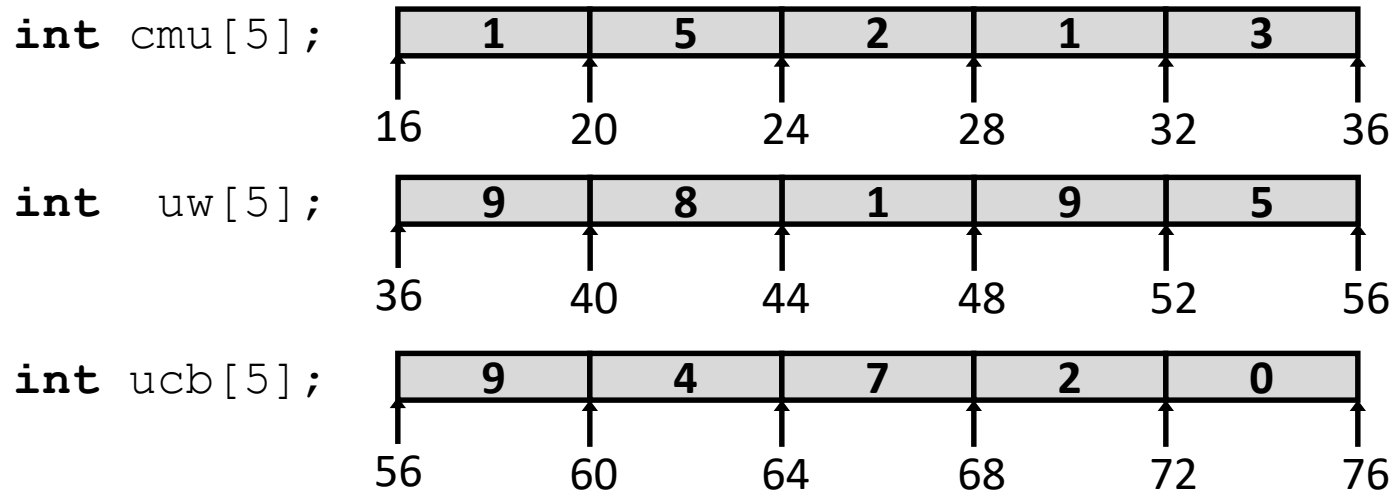
Addresses: 36, 40, 44, 48, 52, 56

```
// return specified digit of ZIP code  
int get_digit(int z[5], int digit) {  
    return z[digit];  
}
```

```
get_digit:  
    movl (%rdi,%rsi,4), %eax # z[digit]
```

- Register `%rdi` contains starting address of array
- Register `%rsi` contains array index
- Desired digit at `%rdi+4*%rsi`, so use memory reference `(%rdi,%rsi,4)`

Referencing Examples



<u>Reference</u>	<u>Address</u>	<u>Value</u>	<u>Guaranteed?</u>
------------------	----------------	--------------	--------------------

<code>uw[3]</code>			
--------------------	--	--	--

<code>uw[6]</code>			
--------------------	--	--	--

<code>uw[-1]</code>			
---------------------	--	--	--

<code>cmu[15]</code>			
----------------------	--	--	--

- ❖ No bounds checking
- ❖ Example arrays happened to be allocated in successive 20 byte blocks
 - Not guaranteed to happen in general

C Details: Arrays and Pointers

- ❖ Arrays are (almost) identical to pointers
 - `char *string` and `char string[]` are nearly identical declarations
 - Differ in subtle ways: initialization, `sizeof()`, etc.
- ❖ An array name is an expression (not a variable) that returns the address of the array
 - It *looks* like a pointer to the first (0th) element
 - `*ar` same as `ar[0]`, `*(ar+2)` same as `ar[2]`
 - An array name is read-only (no assignment) because it is a *label*
 - Cannot use `"ar = <anything>"`

C Details: Arrays and Functions

- ❖ Declared arrays only allocated while the scope is valid:

```
char* foo() {  
    char string[32]; ...;  
    return string;  
}
```

BAD!

- ❖ An array is passed to a function as a pointer:
 - Array size gets lost!

```
int foo(int ar[], unsigned int size) {  
    ... ar[size-1] ...  
}
```

Really `int *ar`

Must explicitly pass the size!

Data Structures in Assembly

❖ Arrays

- One-dimensional
- **Multidimensional (nested)**
- Multilevel

❖ Structs

- Alignment

~~❖ Unions~~

Nested Array Example

```
int sea[4][5] =  
  {{ 9, 8, 1, 9, 5 },  
   { 9, 8, 1, 0, 5 },  
   { 9, 8, 1, 0, 3 },  
   { 9, 8, 1, 1, 5 }};
```

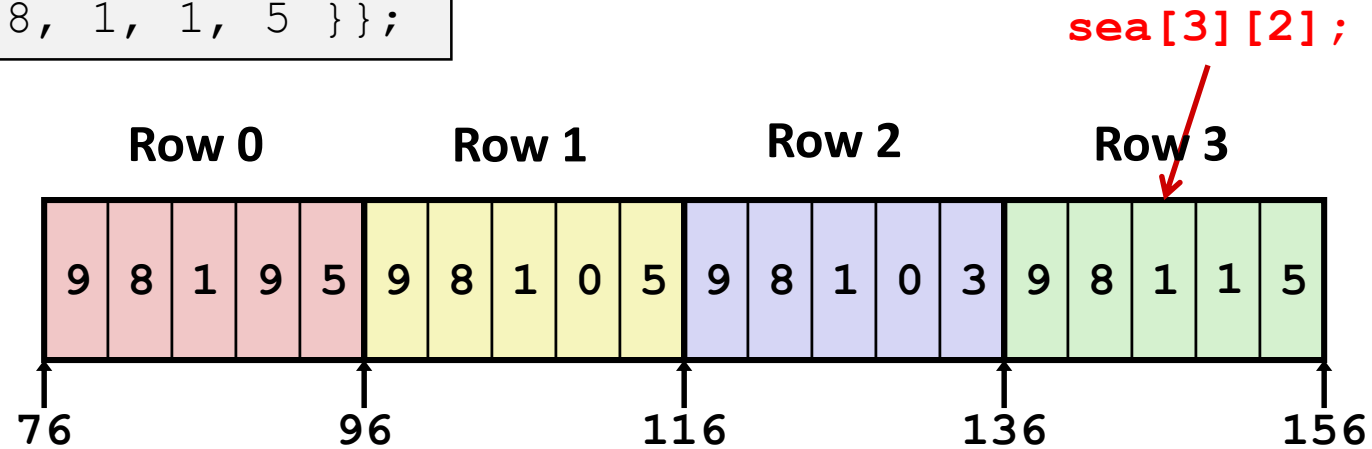
Remember, $\mathbf{T} \ A[N]$ is an array with elements of type \mathbf{T} , with length N

- ❖ What is the layout in memory?

Nested Array Example

```
int sea[4][5] =  
  {{ 9, 8, 1, 9, 5 },  
   { 9, 8, 1, 0, 5 },  
   { 9, 8, 1, 0, 3 },  
   { 9, 8, 1, 1, 5 }};
```

Remember, $\mathbf{T} \ A[N]$ is an array with elements of type \mathbf{T} , with length N



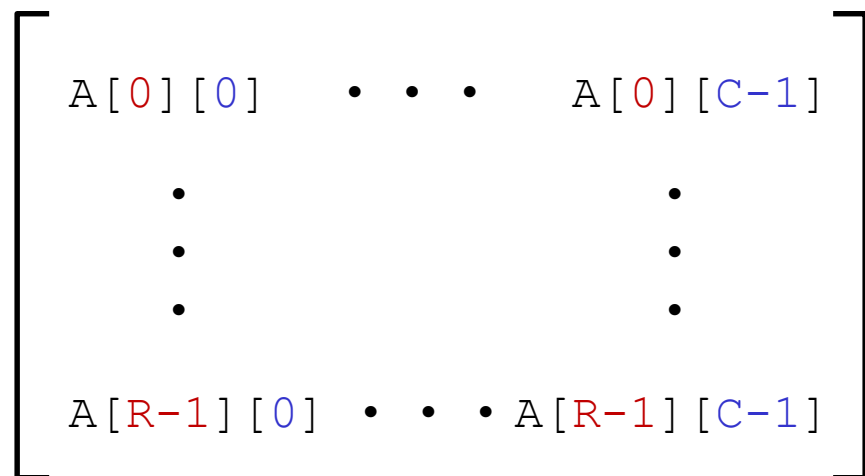
- ❖ “Row-major” ordering of all elements
- ❖ Elements in the same row are contiguous
- ❖ Guaranteed (in C)

Two-Dimensional (Nested) Arrays

❖ Declaration: $\mathbf{T} \ A[\mathbf{R}][\mathbf{C}];$

- 2D array of data type \mathbf{T}
- \mathbf{R} rows, \mathbf{C} columns
- Each element requires $\mathbf{sizeof}(\mathbf{T})$ bytes

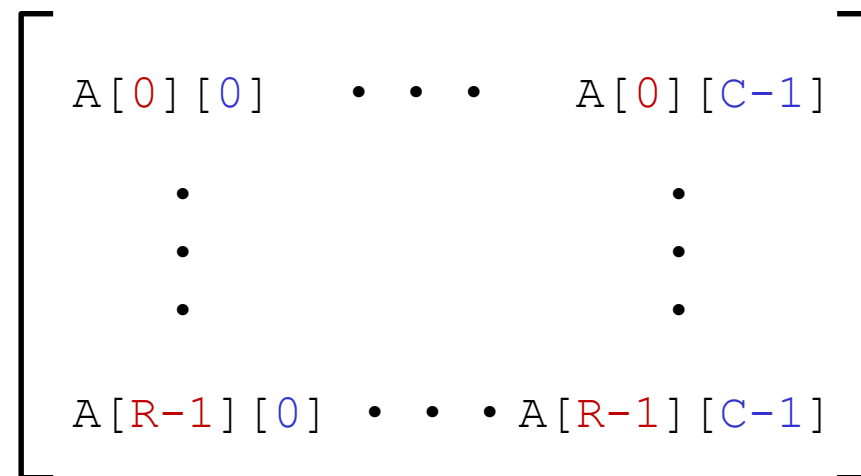
❖ Array size?



Two-Dimensional (Nested) Arrays

❖ Declaration: $\mathbf{T} \ A[R][C];$

- 2D array of data type T
- R rows, C columns
- Each element requires **sizeof(T)** bytes

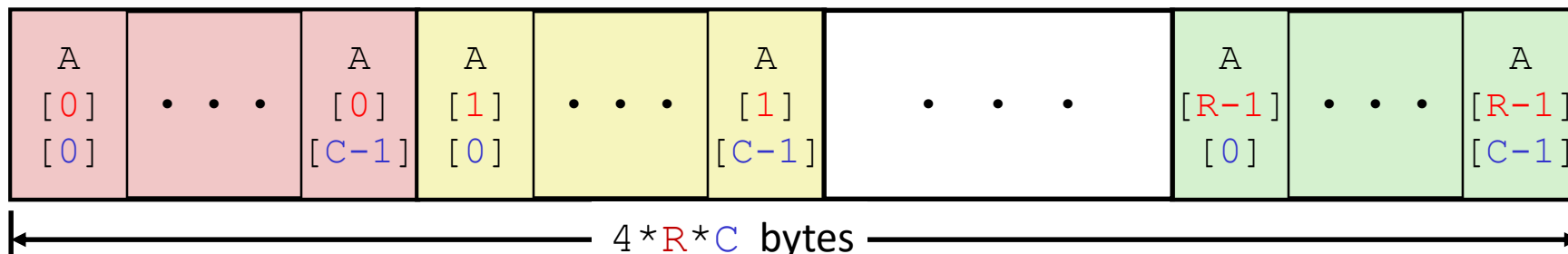


❖ Array size:

- $R * C * \mathbf{sizeof(T)}$ bytes

❖ Arrangement: **row-major** ordering

```
int A[R][C];
```

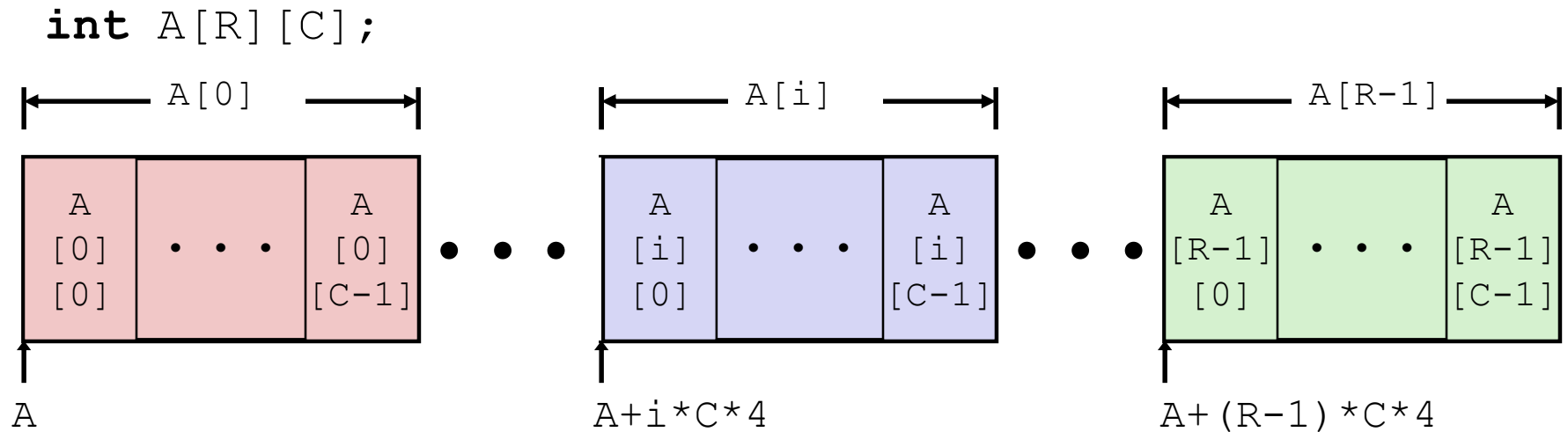


Nested Array Row Access

❖ Row vectors

■ Given \mathbf{T} `A[R][C]`,

- `A[i]` is an array of `C` elements (“row `i`”)
- `A` is address of array
- Starting address of row `i` = `A + i * (C * sizeof(\mathbf{T}))`



Nested Array Row Access Code

```
int* get_sea_zip(int index)
{
    return sea[index];
}
```

```
int sea[4][5] =
    {{ 9, 8, 1, 9, 5 },
     { 9, 8, 1, 0, 5 },
     { 9, 8, 1, 0, 3 },
     { 9, 8, 1, 1, 5 }};
```

```
get_sea_zip(int):
    movslq    %edi, %rdi
    leaq     (%rdi,%rdi,4), %rax
    leaq     sea(,%rax,4), %rax
    ret

sea:
    .long    9
    .long    8
    .long    1
    .long    9
    .long    5
    .long    9
    .long    8
    ...
```

Nested Array Row Access Code

```
int* get_sea_zip(int index)
{
    return sea[index];
}
```

```
int sea[4][5] =
    {{ 9, 8, 1, 9, 5 },
     { 9, 8, 1, 0, 5 },
     { 9, 8, 1, 0, 3 },
     { 9, 8, 1, 1, 5 }};
```

- What data type is `sea[index]`?
- What is its value?

```
# %rdi = index
leaq (%rdi,%rdi,4),%rax
leaq sea(,%rax,4),%rax
```

Translation?

Nested Array Row Access Code

```
int* get_sea_zip(int index)
{
    return sea[index];
}
```

```
int sea[4][5] =
    {{ 9, 8, 1, 9, 5 },
     { 9, 8, 1, 0, 5 },
     { 9, 8, 1, 0, 3 },
     { 9, 8, 1, 1, 5 }};
```

```
# %rdi = index
leaq (%rdi,%rdi,4),%rax # 5 * index
leaq sea(,%rax,4),%rax # sea + (20 * index)
```

❖ Row Vector

- `sea[index]` is array of 5 ints
- Starting address = `sea+20*index`

❖ Assembly Code

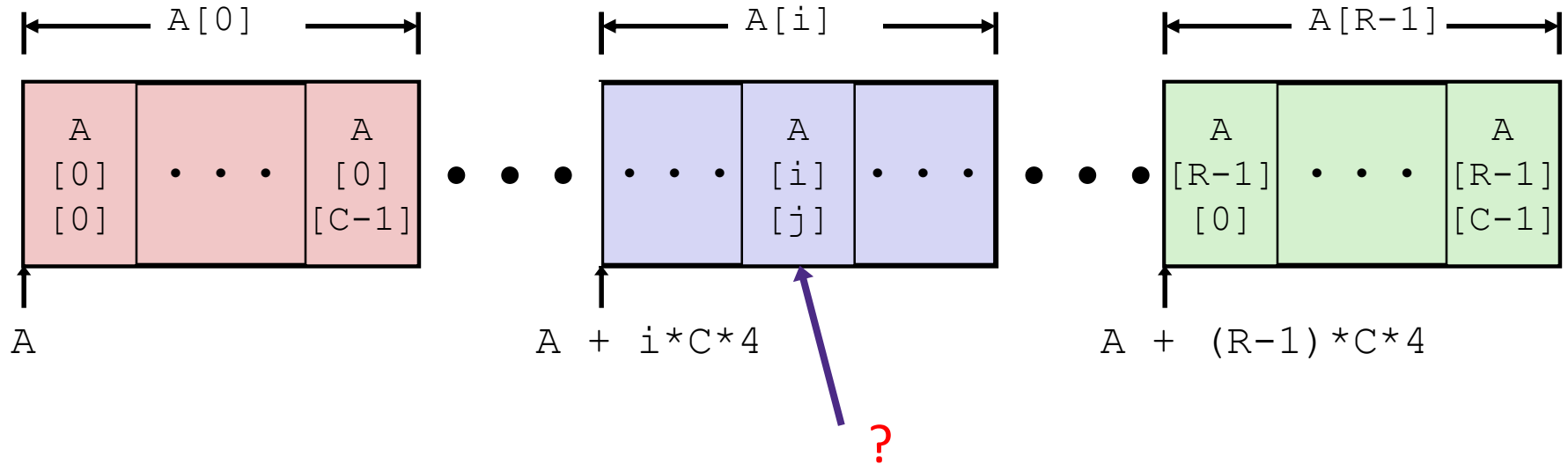
- Computes and returns address
- Compute as: `sea+4*(index+4*index) = sea+20*index`

Nested Array Element Access

❖ Array Elements

- $A[i][j]$ is element of type \mathbf{T} , which requires K bytes
- Address of $A[i][j]$ is

```
int A[R][C];
```



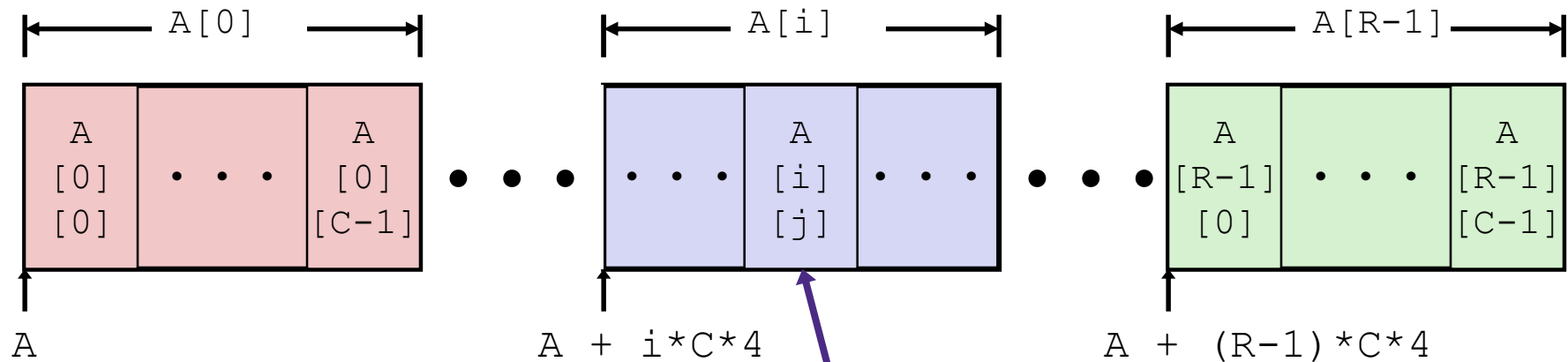
Nested Array Element Access

❖ Array Elements

- $A[i][j]$ is element of type \mathbf{T} , which requires K bytes
- Address of $A[i][j]$ is

$$A + i * (C * K) + j * K == A + (i * C + j) * K$$

```
int A[R][C];
```



$$A + i * C * 4 + j * 4$$

Nested Array Element Access Code

```
int get_sea_digit
  (int index, int digit)
{
  return sea[index][digit];
}
```

```
int sea[4][5] =
  {{ 9, 8, 1, 9, 5 },
   { 9, 8, 1, 0, 5 },
   { 9, 8, 1, 0, 3 },
   { 9, 8, 1, 1, 5 }};
```

```
leaq  (%rdi,%rdi,4), %rax # 5*index
addl  %rax, %rsi         # 5*index+digit
movl  sea(,%rsi,4), %eax # *(sea + 4*(5*index+digit))
```

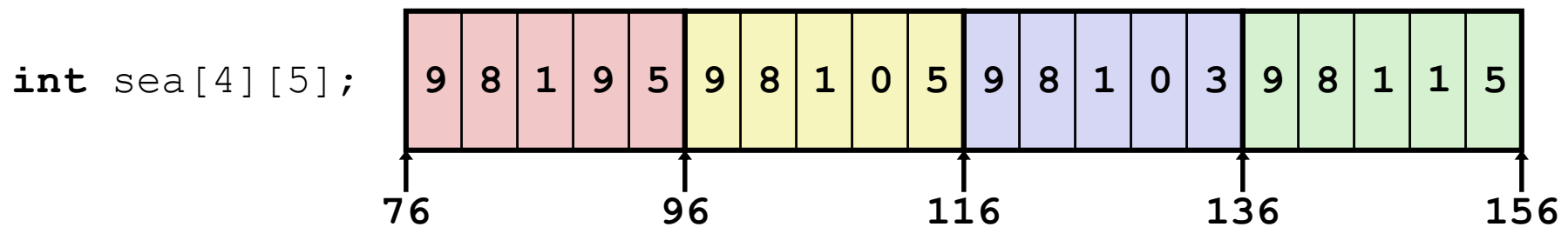
❖ Array Elements

- `sea[index][digit]` is an **int** (**sizeof(int)** = 4)
- Address = `sea + 5*4*index + 4*digit`

❖ Assembly Code

- Computes address as: `sea + ((index+4*index) + digit)*4`
- `movl` performs memory reference

Multidimensional Referencing Examples



Reference Address

Value Guaranteed?

`sea[3][3]`

`sea[2][5]`

`sea[2][-1]`

`sea[4][-1]`

`sea[0][19]`

`sea[0][-1]`

- Code does not do any bounds checking
- Ordering of elements within array guaranteed

Data Structures in Assembly

❖ Arrays

- One-dimensional
- Multidimensional (nested)
- **Multilevel**

❖ Structs

- Alignment

~~❖ Unions~~

Multilevel Array Example

Multilevel Array Declaration(s):

```
int cmu[5] = { 1, 5, 2, 1, 3 };  
int uw[5] = { 9, 8, 1, 9, 5 };  
int ucb[5] = { 9, 4, 7, 2, 0 };
```

```
int* univ[3] = {uw, cmu, ucb};
```

2D Array Declaration:

```
int univ2D[3][5] = {  
    { 9, 8, 1, 9, 5 },  
    { 1, 5, 2, 1, 3 },  
    { 9, 4, 7, 2, 0 }  
};
```

Is a multilevel array the same thing as a 2D array?

NO

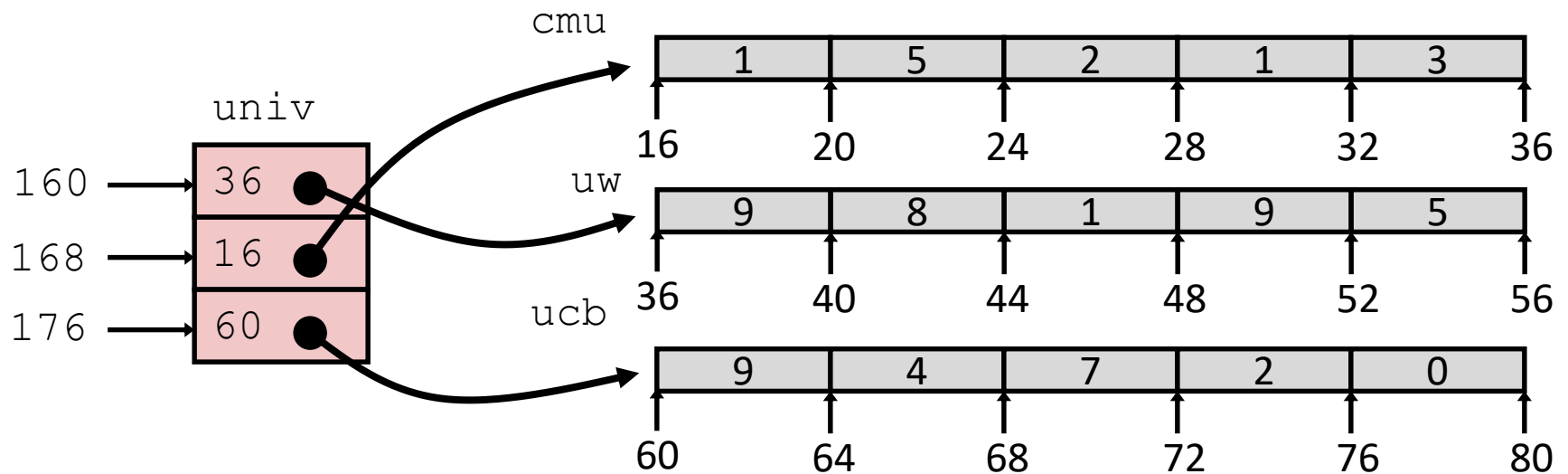
One array declaration = one contiguous block of memory

Multilevel Array Example

```
int cmu[5] = { 1, 5, 2, 1, 3 };  
int uw[5] = { 9, 8, 1, 9, 5 };  
int ucb[5] = { 9, 4, 7, 2, 0 };
```

```
int* univ[3] = {uw, cmu, ucb};
```

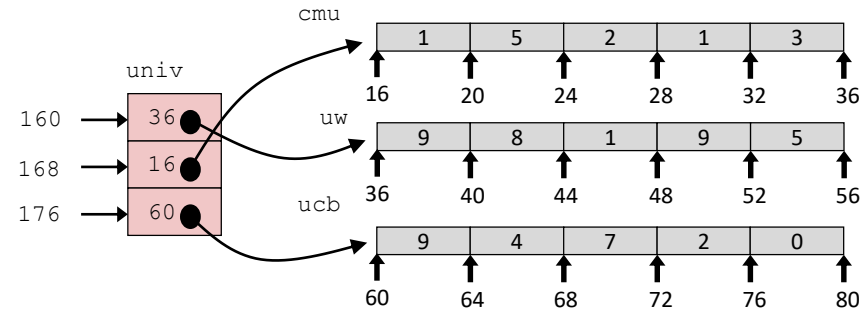
- ❖ Variable `univ` denotes array of 3 elements
- ❖ Each element is a pointer
 - 8 bytes each
- ❖ Each pointer points to array of `ints`



Note: this is how Java represents multidimensional arrays

Element Access in Multilevel Array

```
int get_univ_digit
(int index, int digit)
{
    return univ[index][digit];
}
```



```
salq    $2, %rsi           # rsi = 4*digit
addq    univ(,%rdi,8), %rsi # p = univ[index] + 4*digit
movl    (%rsi), %eax       # return *p
ret
```

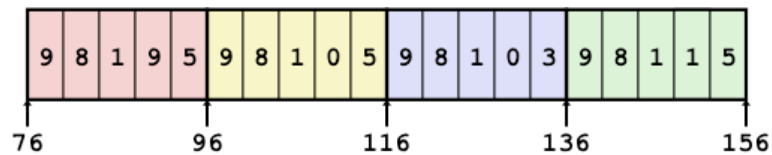
❖ Computation

- Element access `Mem[Mem[univ+8*index]+4*digit]`
- Must do **two memory reads**
 - First get pointer to row array
 - Then access element within array
- But allows inner arrays to be different lengths (not in this example)

Array Element Accesses

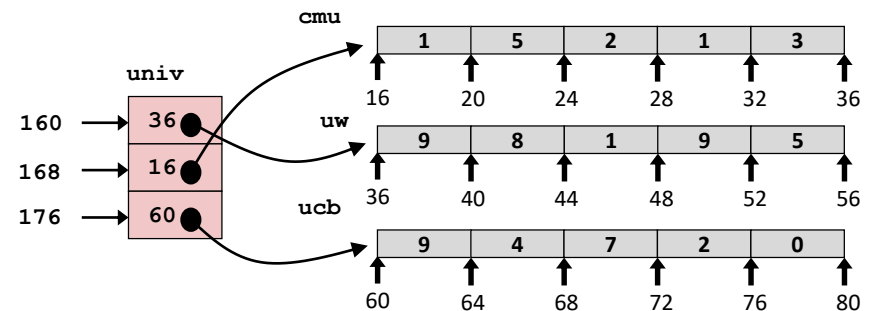
Multidimensional array

```
int get_sea_digit
(int index, int digit)
{
    return sea[index][digit];
}
```



Multilevel array

```
int get_univ_digit
(int index, int digit)
{
    return univ[index][digit];
}
```

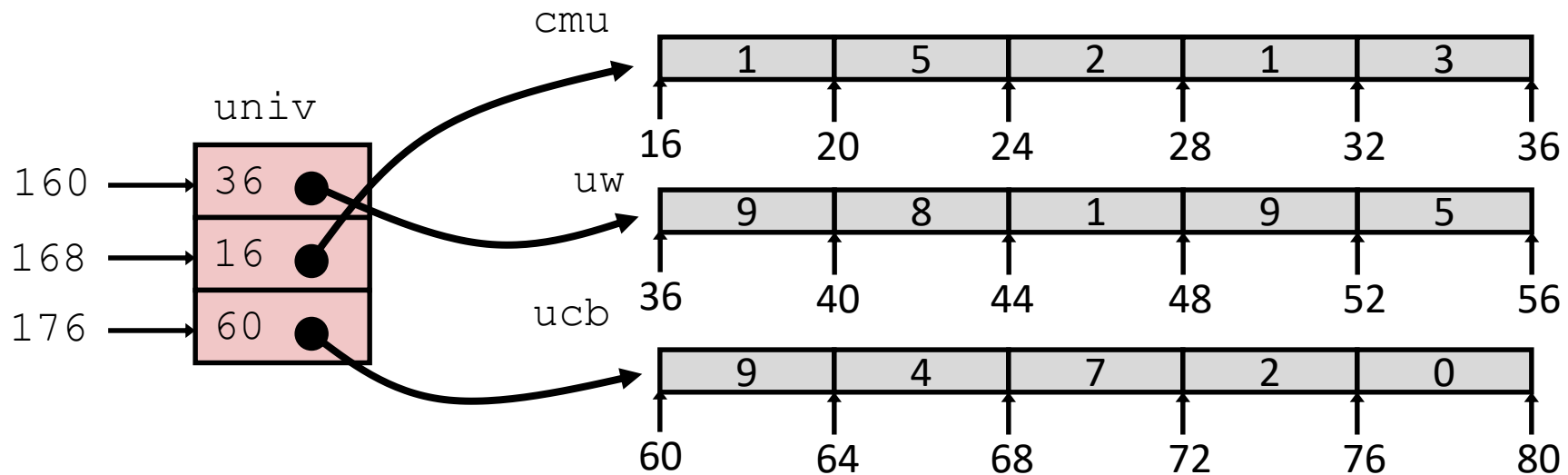


Access *looks* the same, but it isn't:

Mem[sea+20*index+4*digit]

Mem[**Mem**[univ+8*index]+4*digit]

Multilevel Referencing Examples



<u>Reference</u>	<u>Address</u>	<u>Value</u>	<u>Guaranteed?</u>
<code>univ[2][3]</code>			
<code>univ[1][5]</code>			
<code>univ[2][-2]</code>			
<code>univ[3][-1]</code>			
<code>univ[1][12]</code>			

- C code does not do any bounds checking
- Location of each lower-level array in memory is *not* guaranteed

Summary

- ❖ Contiguous allocations of memory
- ❖ **No bounds checking** (and no default initialization)
- ❖ Can usually be treated like a pointer to first element
- ❖ **int** a[4][5]; → array of arrays
 - all levels in one contiguous block of memory
- ❖ **int*** b[4]; → array of pointers to arrays
 - First level in one contiguous block of memory
 - Each element in the first level points to another “sub” array
 - Parts anywhere in memory