

# Processes II, Virtual Memory I

CSE 351 Autumn 2021

## Instructor:

Justin Hsia

## Teaching Assistants:

Allie Pflieger

Anirudh Kumar

Assaf Vayner

Atharva Deodhar

Celeste Zeng

Dominick Ta

Francesca Wang

Hamsa Shankar

Isabella Nguyen

Joy Dang


Julia Wang

Maggie Jiang

Monty Nitschke

Morel Fotsing

Sanjana Chintalapati



WHY EVERYTHING I HAVE IS BROKEN

<https://xkcd.com/1495/>

# Relevant Course Information

- ❖ hw21 due Monday (11/22)
- ❖ hw22 due Friday (11/26)
  - Extra days to work, but probably want to finish by 11/24
- ❖ Lab 4 due Monday after Thanksgiving (11/29)

# Fork Example

Parent  
x ~~1~~<sup>0</sup>

Child  
x ~~1~~<sup>2</sup>

```

void fork1() {
    int x = 1;
    pid_t fork_ret = fork();
    if (fork_ret == 0)
        printf("Child has x = %d\n", ++x);
    else
        printf("Parent has x = %d\n", --x);
    printf("Bye from process %d with x = %d\n", getpid(), x);
}

```

*splits here* (arrow pointing to `fork()`)

*child only* (arrow pointing to `++x`)

*parent only* (arrow pointing to `--x`)

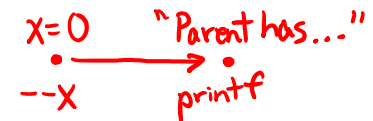
*both* (arrow pointing to `getpid(), x`)

- ❖ Both processes continue/start execution after `fork`
  - Child starts at instruction after the call to `fork` (storing into `pid`)
- ❖ Can't predict execution order of parent and child
- ❖ Both processes start with `x = 1`
  - Subsequent changes to `x` are independent
- ❖ Shared open files: `stdout` is the same in both parent and child

# Modeling fork with Process Graphs

- ❖ A *process graph* is a useful tool for capturing the partial ordering of statements in a concurrent program

- Each vertex is the execution of a statement
- $a \rightarrow b$  means  $a$  happens before  $b$
- Edges can be labeled with current value of variables
- `printf` vertices can be labeled with output
- Each graph begins with a vertex with no inedges

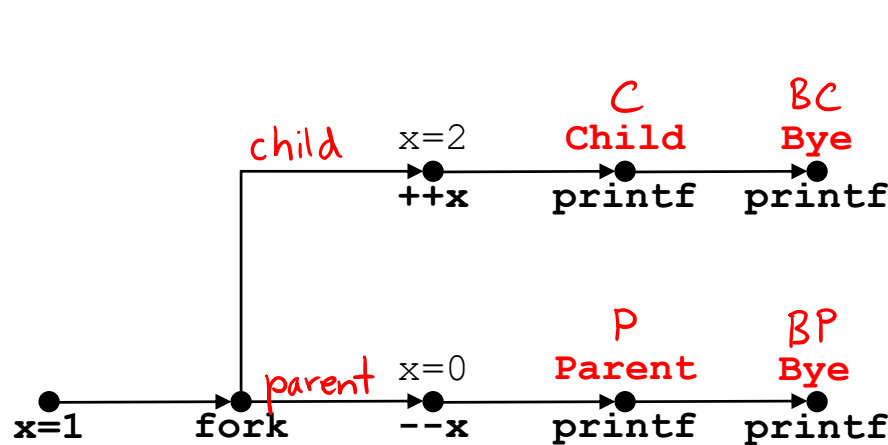


- ❖ Any *topological sort* of the graph corresponds to a feasible total ordering
  - Total ordering of vertices where all edges point from left to right

# Fork Example: Possible Output

```

void fork1() {
    int x = 1;
    pid_t fork_ret = fork();
    if (fork_ret == 0)
        printf("Child has x = %d\n", ++x);
    else
        printf("Parent has x = %d\n", --x);
    printf("Bye from process %d with x = %d\n", getpid(), x);
}
    
```



Possible

- C P C C
- BC BP P P
- P C BC BP etc...
- BP BC BP BC

Not Possible

- C P
- BC BC
- BP C etc...
- P BP

as long as C comes before BC  
and P comes before BP

# Polling Question

❖ Are the following sequences of outputs possible?

■ Vote in Ed Lessons

```
void nestedfork() {
    printf("L0\n");
    if (fork() == 0) {
        printf("L1\n");
        if (fork() == 0) {
            printf("L2\n");
        }
    }
    printf("Bye\n");
}
```

Seq 1:	Seq 2:
L0	L0 ← Process 1
L1	Bye ← Process 1
Bye	L1 ← Process 2
Bye	L2 ← Process 3
Bye	Bye ← Process 2/3
L2 !	Bye ← Process 3/2

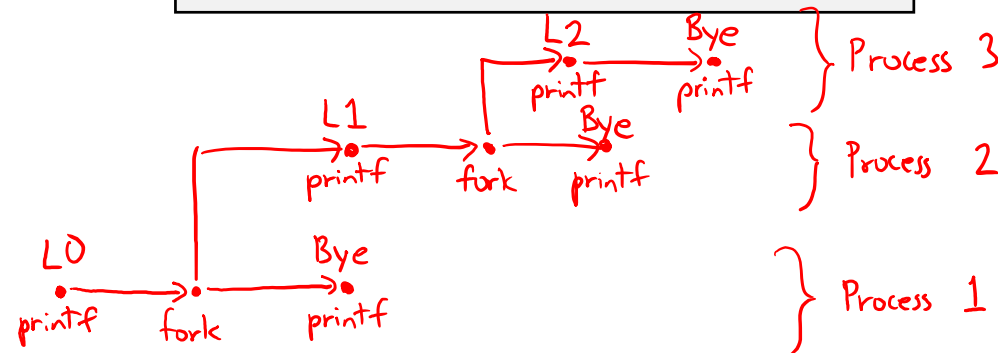
A. No No

**B. No Yes**

C. Yes No

D. Yes Yes

E. We're lost...



# Reading Review

- ❖ Terminology:
  - `exec*()`, `exit()`, `wait()`, `waitpid()`
  - `init/systemd`, reaping, zombie processes
  - Virtual memory: virtual vs. physical addresses and address space, swap space
  
- ❖ Questions from the Reading?

# Fork-Exec

**Note:** the return values of `fork` and `exec*` should be checked for errors

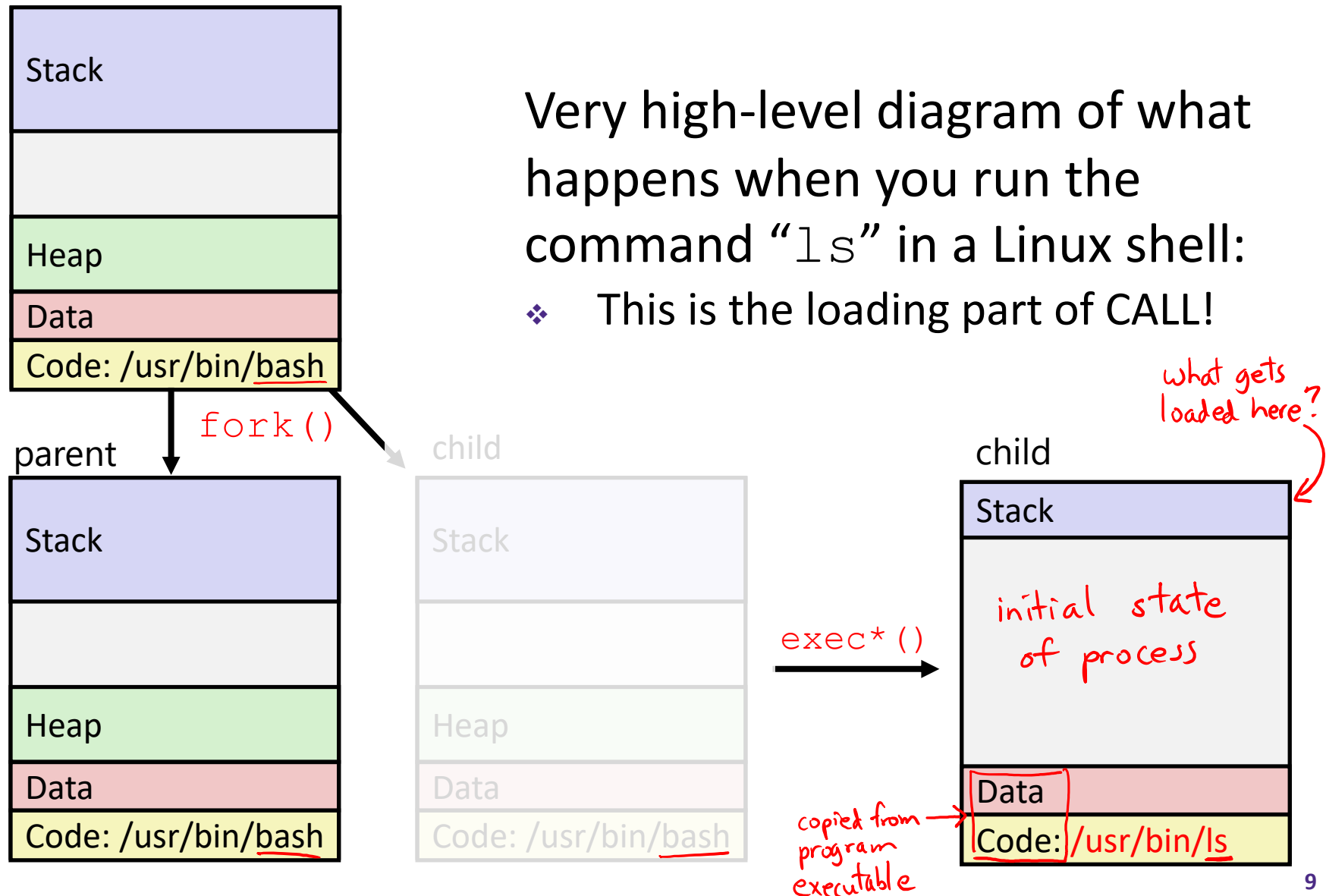
## ❖ fork-exec model:

- `fork()` creates a copy of the current process
- `exec*` () replaces the current process' code and address space with the code for a different program
  - Whole family of `exec` calls – see **`exec(3)`** and **`execve(2)`**

```
// Example arguments: path="/usr/bin/ls",
//     argv[0]="/usr/bin/ls", argv[1]="-ahl", argv[2]=NULL
void fork_exec(char *path, char *argv[]) {
    pid_t fork_ret = fork();
    if (fork_ret != 0) {
        printf("Parent: created a child %d\n", fork_ret);
    } else {
        printf("Child: about to exec a new program\n");
        execv(path, argv);
    }
    printf("This line printed by parent only!\n");
}
```



# Exec-ing a new program

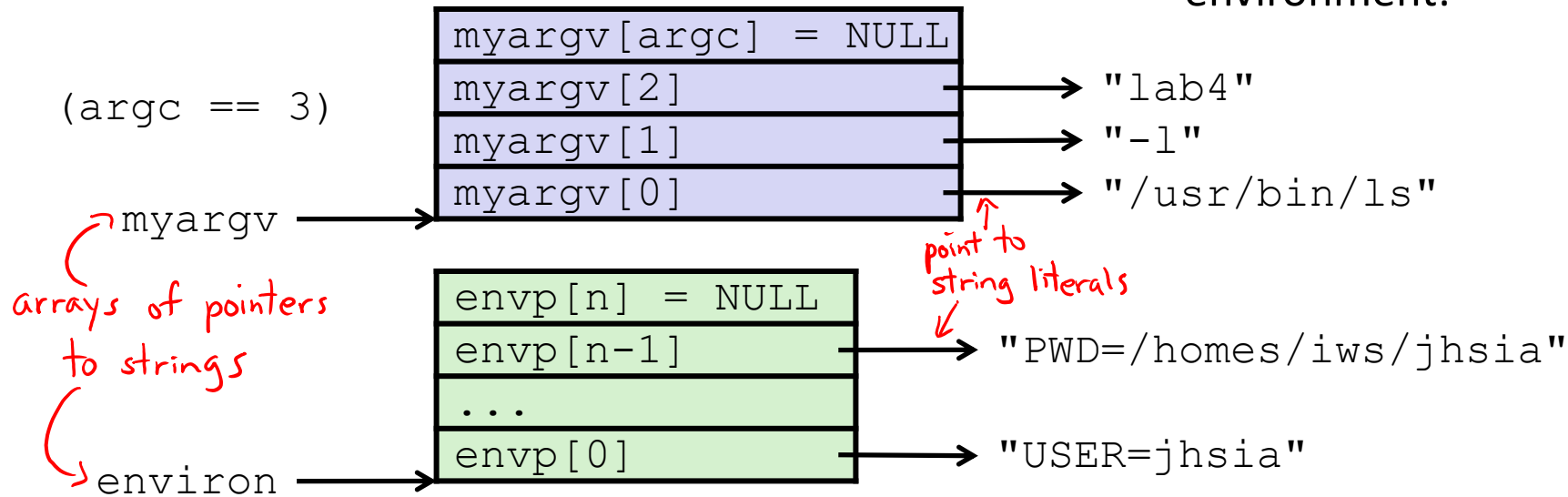


# execve Example

*int main(int argc, char\* argv[])*  
*get command-line arguments into program*

This is extra (non-testable) material

Execute "/usr/bin/ls -l lab4" in child process using current environment:

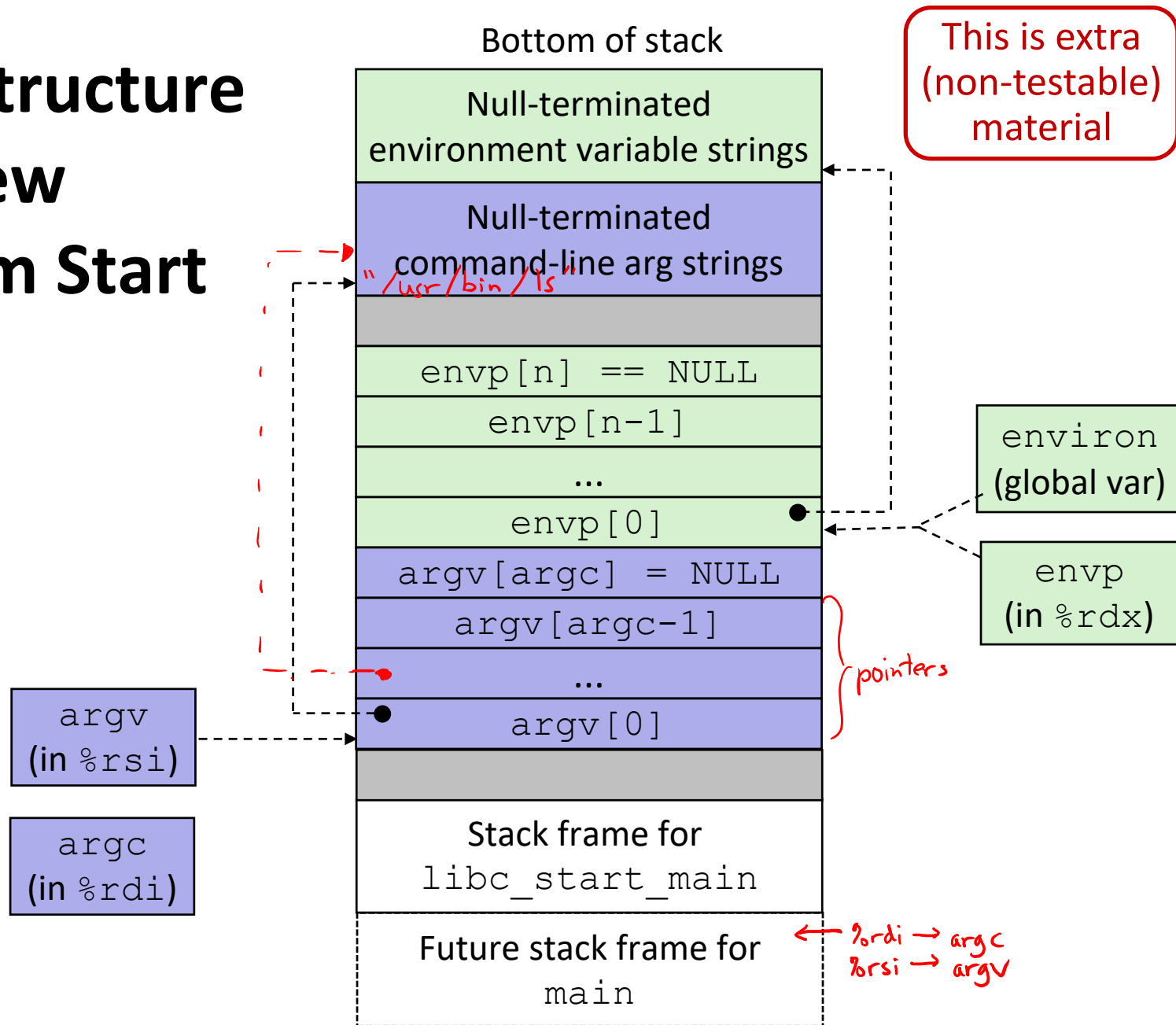


```

if ((pid = fork()) == 0) { /* Child runs program */
    if (execve(myargv[0], myargv, environ) < 0) {
        printf("%s: Command not found.\n", myargv[0]);
        exit(1);
    }
}
    
```

Run the printenv command in a Linux shell to see your own environment variables

# Stack Structure on a New Program Start



# Processes

- ❖ Processes and context switching
- ❖ Creating new processes
  - `fork()` and `exec*()`
- ❖ **Ending a process**
  - `exit()`, `wait()`, `waitpid()`
  - **Zombies**

# exit: Ending a process

- ❖ `void exit(int status)`
  - Explicitly exits a process
    - Status code: 0 is used for a normal exit, nonzero for abnormal exit
- ❖ The `return` statement from `main()` also ends a process in C
  - The return value is the status code

# Zombies

- ❖ A terminated process still consumes system resources
  - Various tables maintained by OS
  - Called a “zombie” (a living corpse, half alive and half dead)
- ❖ *Reaping* is performed by parent on terminated child
  - Parent is given exit status information and kernel then deletes zombie child process
  - In long-running processes (*e.g.*, shells, servers) we need *explicit* reaping
- ❖ If parent terminates without reaping a child, then the orphaned child will be reaped by `init` process (pid 1)
  - **Note:** on recent Linux systems, `init` has been renamed `systemd`

# wait: Synchronizing with Children

- ❖ `int wait(int* child_status)`
  - Suspends current process (*i.e.*, the parent) until one of its children terminates
  - Return value is the **PID** of the child process that terminated
    - *On successful return, the child process is reaped*
  - If `child_status != NULL`, then the `*child_status` value indicates why the child process terminated
    - Special macros for interpreting this status – see `man wait(2)`
- ❖ **Note:** If parent process has multiple children, `wait` will return when *any* of the children terminates
  - `waitpid` can be used to wait on a specific child process

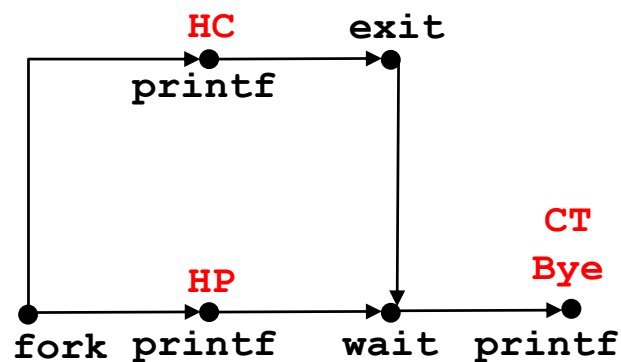
# wait: Synchronizing with Children

```

void fork_wait() {
    int child_status;

    if (fork() == 0) {
        printf("HC: hello from child\n");
        exit(0);
    } else {
        printf("HP: hello from parent\n");
        wait(&child_status);
        printf("CT: child has terminated\n");
    }
    printf("Bye\n");
}
    
```

*forks.c*



Feasible output:

```

HC  HP
HP  HC
CT  CT
Bye Bye
    
```

Infeasible output:

```

HP
CT
Bye
HC
    
```



# Example: Zombie

```
void fork7() {
    if (fork() == 0) {
        /* Child */
        printf("Terminating Child, PID = %d\n",
            getpid());
        exit(0);
    } else {
        printf("Running Parent, PID = %d\n",
            getpid());
        while (1); /* Infinite loop */
    }
}
```

*parent persists* *forks.c*

```
linux> ./forks 7 &
[1] 6639
Running Parent, PID = 6639
Terminating Child, PID = 6640
linux> ps
  PID TTY          TIME CMD
 6585 ttyp9        00:00:00 tcsh
 6639 ttyp9        00:00:03 forks
 6640 ttyp9        00:00:00 forks <defunct>
 6641 ttyp9        00:00:00 ps
linux> kill 6639
[1] Terminated
linux> ps
  PID TTY          TIME CMD
 6585 ttyp9        00:00:00 tcsh
 6642 ttyp9        00:00:00 ps
```

❖ ps shows child process as "defunct"

❖ Killing parent allows child to be reaped by init

# Example: Non-terminating Child

```
void fork8() {
    if (fork() == 0) {
        /* Child */
        printf("Running Child, PID = %d\n",
            getpid());
        while (1); /* Infinite loop */
    } else {
        /* child persists */
        printf("Terminating Parent, PID = %d\n",
            getpid());
        exit(0);
    }
}

```

*forks.c*

```
linux> ./forks 8
Terminating Parent, PID = 6675
Running Child, PID = 6676
linux> ps
  PID TTY          TIME CMD
 6585 ttyp9        00:00:00 tcsh
 6676 ttyp9        00:00:06 forks
 6677 ttyp9        00:00:00 ps
linux> kill 6676
linux> ps
  PID TTY          TIME CMD
 6585 ttyp9        00:00:00 tcsh
 6678 ttyp9        00:00:00 ps

```

- ❖ Child process still active even though parent has terminated
- ❖ Must kill explicitly, or else will keep running indefinitely

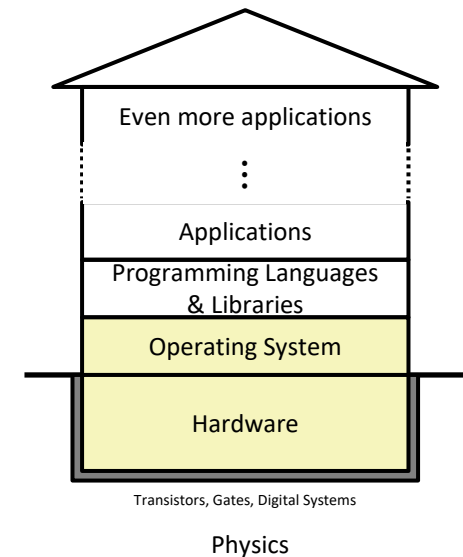
# Process Management Summary

- ❖ `fork` makes two copies of the same process (parent & child)
  - Returns different values to the two processes
- ❖ `exec*` replaces current process from file (new program)
  - Two-process program:
    - First `fork()`
    - `if (pid == 0) { /* child code */ } else { /* parent code */ }`
  - Two different programs:
    - First `fork()`
    - `if (pid == 0) { execv(...) } else { /* parent code */ }`
- ❖ `exit` or `return` from `main` to end a process
- ❖ `wait` or `waitpid` used to synchronize parent/child execution and to reap child process

# The Hardware/Software Interface

## ❖ Topic Group 3: **Scale & Coherence**

- Caches, Processes, **Virtual Memory**,  
Memory Allocation



- ❖ How do we maintain logical consistency in the face of more data and more processes?
  - How do we support control flow both within many processes and things external to the computer?
  - How do we support data access, including dynamic requests, across multiple processes?

# Virtual Memory (VM\*)


- ❖ Overview and motivation
- ❖ VM as a tool for caching
- ❖ Address translation
- ❖ VM as a tool for memory management
- ❖ VM as a tool for memory protection

**Warning:** Virtual memory is pretty complex, but crucial for understanding how processes work and for debugging performance

*\*Not to be confused with “Virtual Machine” which is a whole other thing.*

# Memory as we know it so far... is *virtual*!


- ❖ Programs refer to virtual memory addresses
  - `movq (%rdi), %rax`
  - Conceptually memory is just a very large array of bytes
  - System provides private address space to each process
- ❖ Allocation: Compiler and run-time system
  - Where different program objects should be stored
  - All allocation within single virtual address space
- ❖ But...
  - We *probably* don't have  $2^w$  bytes of physical memory
  - We *certainly* don't have  $2^w$  bytes of physical memory for every process
  - Processes should not interfere with one another
    - Except in certain cases where they want to share code or data



# Problem 1: How Does Everything Fit?


64-bit virtual addresses can address  
several exabytes  
(18,446,744,073,709,551,616 bytes)

16 EiB



Physical main memory offers  
a few gigabytes  
(e.g., 8,589,934,592 bytes)

8 GiB



*(Not to scale; physical memory would be smaller than the period at the end of this sentence compared to the virtual address space.)*

smaller than this!

1 virtual address space per process,  
with many processes...

# Problem 2: Memory Management

We have multiple processes:

Process 1  
Process 2  
Process 3  
...  
Process n

**X**

Each process has...

stack  
heap  
.text  
.data

...

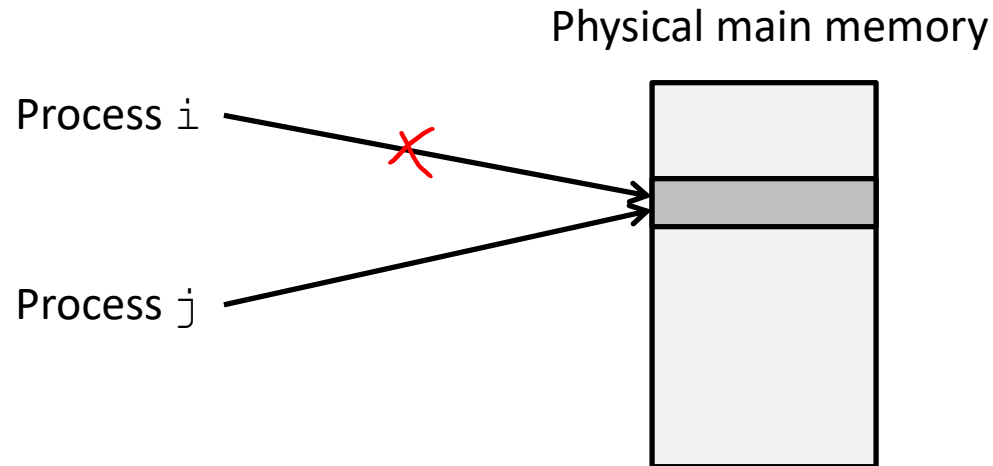
*What goes where?*

Physical main memory

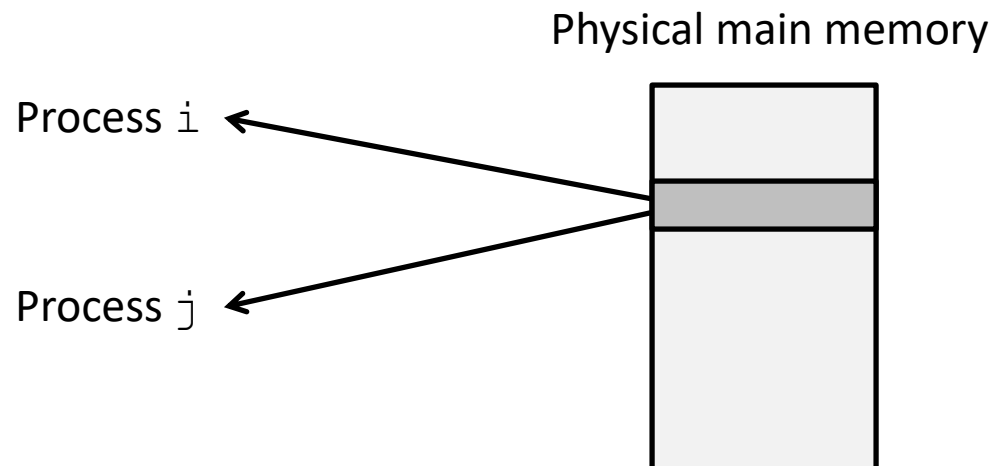




## Problem 3: How To Protect



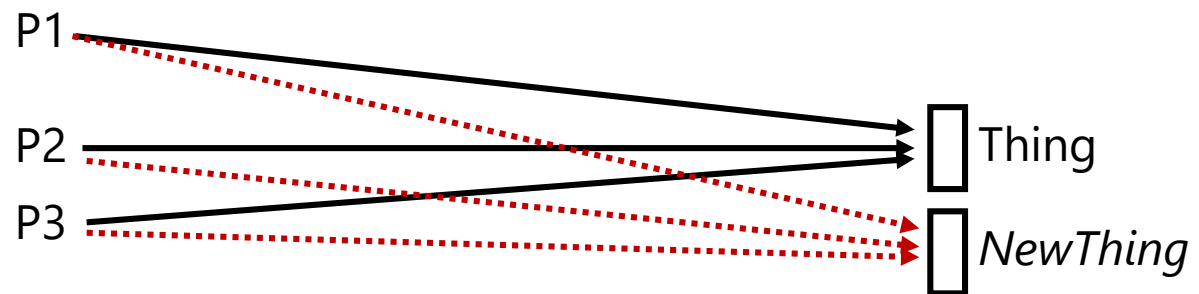
## Problem 4: How To Share?



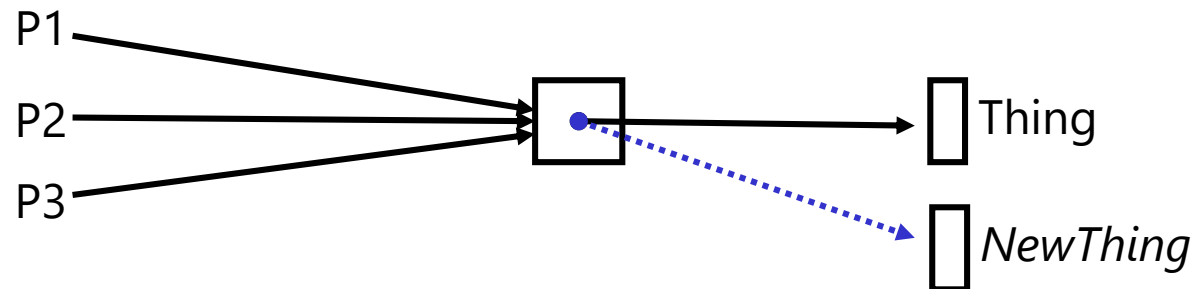
# How can we solve these problems?

- ❖ “Any problem in computer science can be solved by adding another level of **indirection**.” – *David Wheeler, inventor of the subroutine*

- ❖ Without Indirection



- ❖ With Indirection

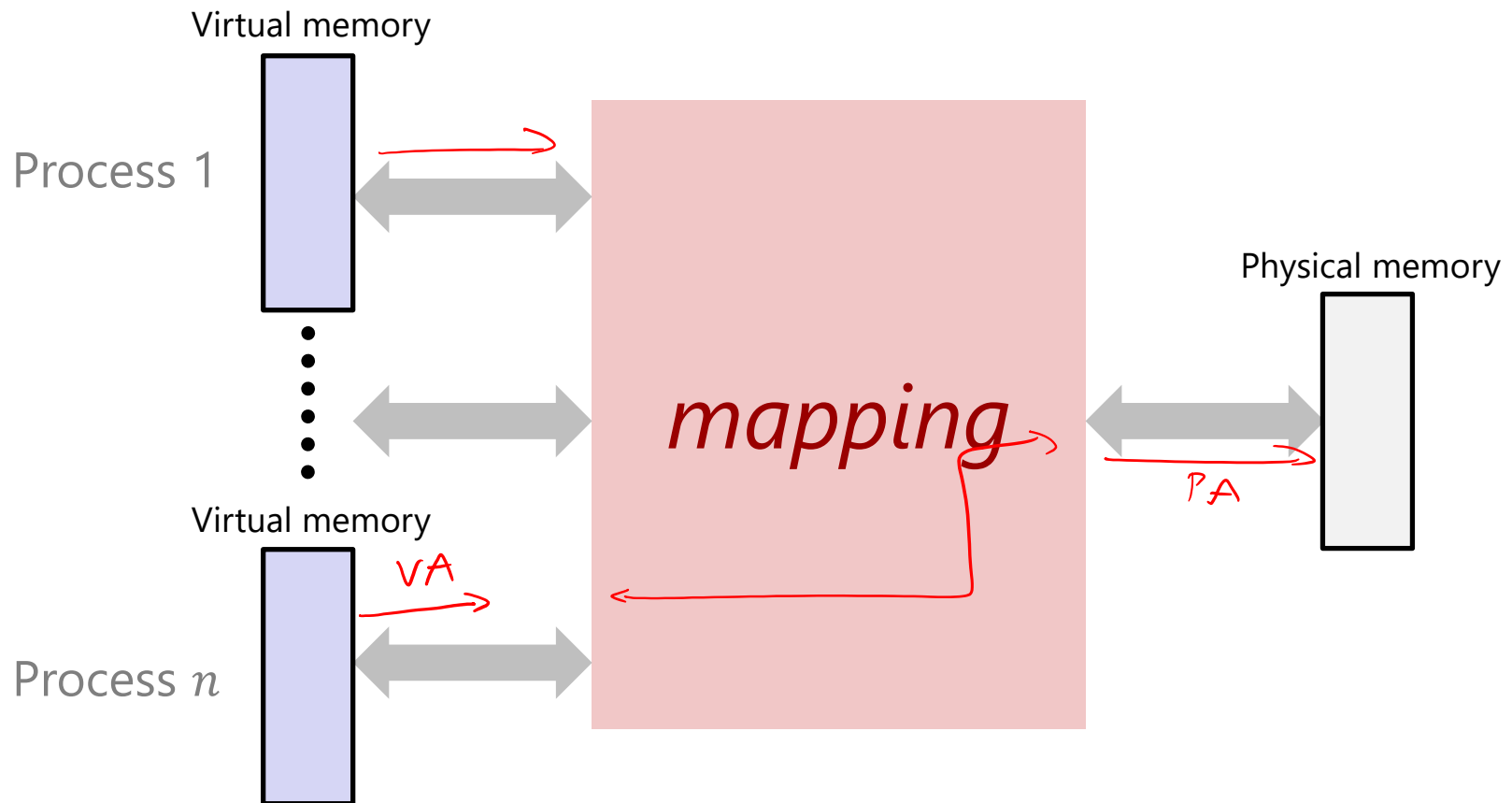


*What if I want to move Thing?*

# Indirection

- ❖ *Indirection*: The ability to reference something using a name, reference, or container instead of the value itself. A flexible mapping between a name and a thing allows changing the thing without notifying holders of the name.
  - ■ Adds some work (now have to look up 2 things instead of 1)
  - + ■ But don't have to track all uses of name/address (single source!)
- ❖ Examples:
  - **Phone system**: cell phone number portability
  - **Domain Name Service (DNS)**: translation from name to IP address
  - **Call centers**: route calls to available operators, etc.
  - **Dynamic Host Configuration Protocol (DHCP)**: local network address assignment

# Indirection in Virtual Memory



- ❖ Each process gets its own private virtual address space
- ❖ Solves the previous problems!

# Address Spaces

- ❖ **Virtual address space:** Set of  $N = 2^n$  virtual addr
  - $\{0, 1, 2, 3, \dots, N-1\}$
- ❖ **Physical address space:** Set of  $M = 2^m$  physical addr
  - $\{0, 1, 2, 3, \dots, M-1\}$

$$n = \lceil \log_2 N \rceil$$

bits

ceiling function (round up)

$$m = \lceil \log_2 M \rceil$$

bytes

- ❖ Every byte in main memory has:
  - one physical address (PA)
  - zero, one, or more virtual addresses (VAs)

unused

used by one process

used by many processes

# Polling Questions

- ❖ On a 64-bit machine currently running 8 processes, how much virtual memory is there?

word size is 64 bits, so  $n = 64$  and  $N = 2^{64}$  bytes per process.

$$2^{64} \times 8 = \boxed{2^{67} \text{ bytes}} \text{ of virtual memory}$$

- ❖ True or False: A 32-bit machine with 8 GiB of RAM installed would never use all of it (in theory).

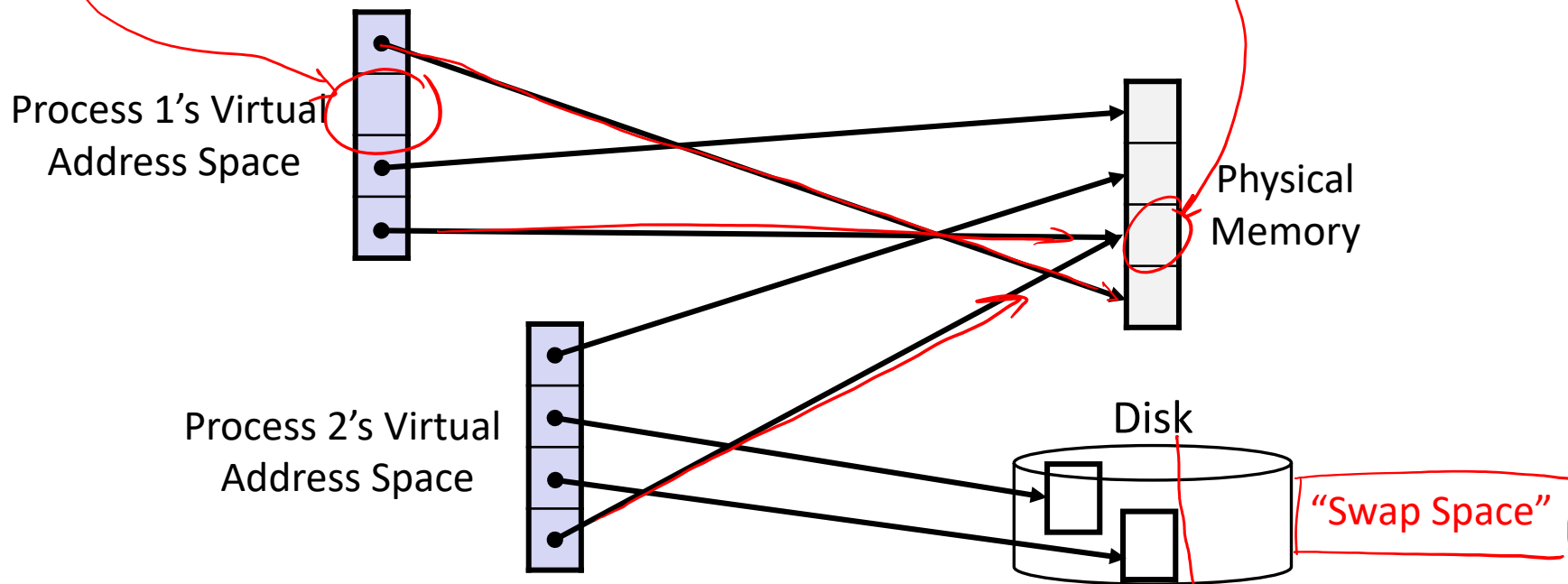
word size is 32 bits, so each process has  $2^{32}$  bytes = 4 GiB of virtual memory

however, we have more than 1 process, so we can easily use up all 8 GiB of physical memory

note: there are other limitations, (e.g., motherboard, OS) that restrict the maximum amount of usable RAM in practice

# Mapping

- ❖ A virtual address (VA) can be mapped to either **physical memory** or **disk**
  - Unused VAs may not have a mapping
  - VAs from *different* processes may map to same location in memory/disk



# Summary

- ❖ Virtual memory provides:
  - Ability to use limited memory (RAM) across multiple processes
  - Illusion of contiguous virtual address space for each process
  - Protection and sharing amongst processes



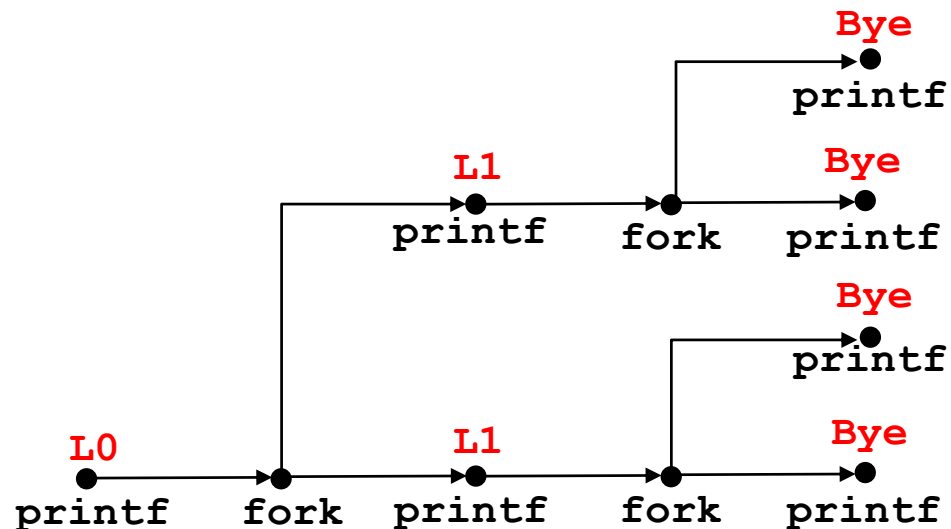
# BONUS SLIDES

## Detailed examples:

- ❖ Consecutive forks
- ❖ `wait()` example
- ❖ `waitpid()` example

# Example: Two consecutive forks

```
void fork2() {
    printf("L0\n");
    fork();
    printf("L1\n");
    fork();
    printf("Bye\n");
}
```



Feasible output:

- L0
- L1
- Bye
- Bye
- L1
- Bye
- Bye

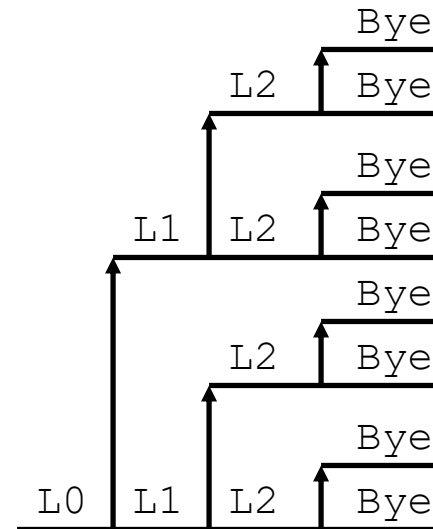
Infeasible output:

- L0
- Bye
- L1
- Bye
- L1
- Bye
- Bye

# Example: Three consecutive forks

- ❖ Both parent and child can continue forking

```
void fork3() {  
    printf("L0\n");  
    fork();  
    printf("L1\n");  
    fork();  
    printf("L2\n");  
    fork();  
    printf("Bye\n");  
}
```



# wait () Example

- ❖ If multiple children completed, will take in arbitrary order
- ❖ Can use macros WIFEXITED and WEXITSTATUS to get information about exit status

```
void fork10() {
    pid_t pid[N];
    int i;
    int child_status;
    for (i = 0; i < N; i++)
        if ((pid[i] = fork()) == 0)
            exit(100+i); /* Child */
    for (i = 0; i < N; i++) {
        pid_t wpid = wait(&child_status);
        if (WIFEXITED(child_status))
            printf("Child %d terminated with exit status %d\n",
                wpid, WEXITSTATUS(child_status));
        else
            printf("Child %d terminated abnormally\n", wpid);
    }
}
```

# waitpid(): Waiting for a Specific Process

```
pid_t waitpid(pid_t pid, int &status, int options)
```

- suspends current process until specific process terminates
- various options (that we won't talk about)

```
void fork11() {
    pid_t pid[N];
    int i;
    int child_status;
    for (i = 0; i < N; i++)
        if ((pid[i] = fork()) == 0)
            exit(100+i); /* Child */
    for (i = 0; i < N; i++) {
        pid_t wpid = waitpid(pid[i], &child_status, 0);
        if (WIFEXITED(child_status))
            printf("Child %d terminated with exit status %d\n",
                wpid, WEXITSTATUS(child_status));
        else
            printf("Child %d terminated abnormally\n", wpid);
    }
}
```