

The Stack & Procedures

CSE 351 Spring 2020

Instructor:

Ruth Anderson

Teaching Assistants:

Alex Olshanskyy

Connie Wang

Eddy (Tianyi) Zhou

Jonathan Chen

Millicent Li

Callum Walker

Diya Joy

Eric Fan

Joseph Schafer

Porter Jones

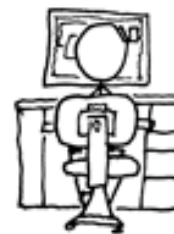

Chin Yeoh

Edan Sneh

Jeffery Tian

Melissa Birchfield

Rehaan Bhimani



<http://xkcd.com/571/>

Administrivia

- ❖ Unit Summary #1 due this Friday (4/24) on Canvas
- ❖ Lab 2 (x86-64) due next Friday (5/01)
 - Learn to read x86-64 assembly and use GDB
 - Optional GDB Tutorial homework on Gradescope
- ❖ **You must log on with your @uw google account to access!!**
 - **Google doc** for 11:30 Lecture: <https://tinyurl.com/351-04-22A>
 - **Google doc** for 2:30 Lecture: <https://tinyurl.com/351-04-22B>
- ❖ Section tomorrow on Assembly
 - BEFORE section, please download this file on attu or CSE VM
(Copy and paste this command to a terminal):

wget <https://courses.cs.washington.edu/courses/cse351/20sp/sections/01/code/calculator.c>

Roadmap

C:

```
car *c = malloc(sizeof(car));
c->miles = 100;
c->gals = 17;
float mpg = get_mpg(c);
free(c);
```

Java:

```
Car c = new Car();
c.setMiles(100);
c.setGals(17);
float mpg =
    c.getMPG();
```

- Memory & data
- Integers & floats
- x86 assembly
- Procedures & stacks
- Executables
- Arrays & structs
- Memory & caches
- Processes
- Virtual memory
- Memory allocation
- Java vs. C

Assembly language:

```
get_mpg:
    pushq    %rbp
    movq    %rsp, %rbp
    ...
    popq    %rbp
    ret
```


Machine code:

```
0111010000011000
100011010000010000000010
1000100111000010
110000011111101000011111
```

OS:

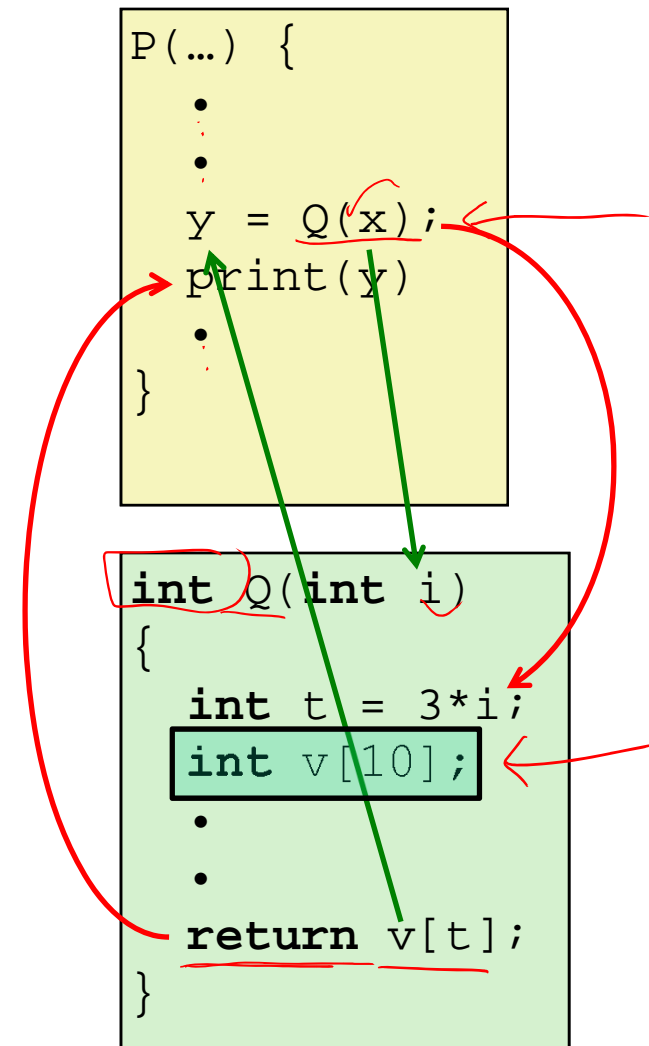


Computer system:



Mechanisms required for *procedures*

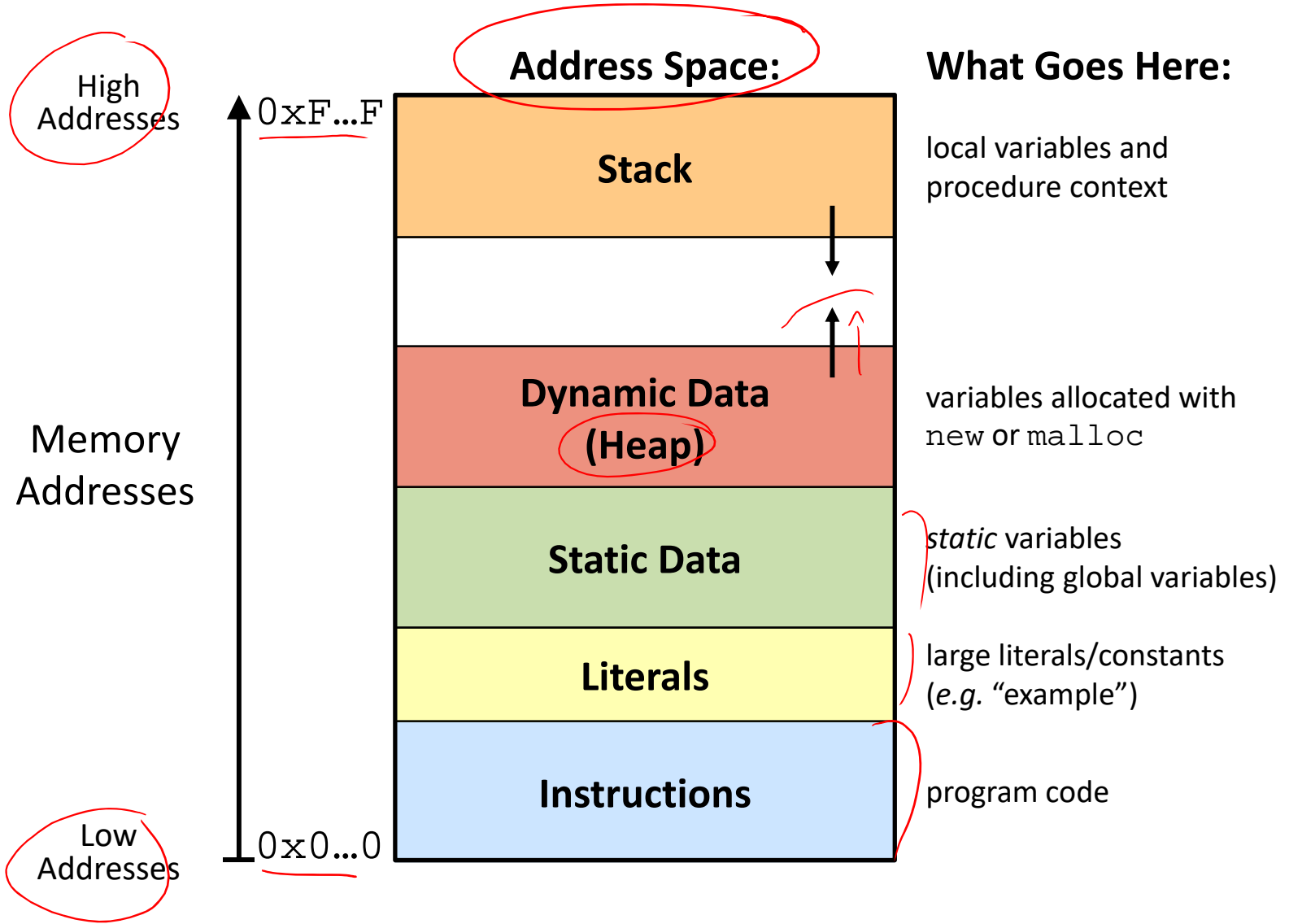
- 1) Passing control
 - To beginning of procedure code
 - Back to return point
 - 2) Passing data
 - Procedure arguments
 - Return value
 - 3) Memory management
 - Allocate during procedure execution
 - Deallocate upon return
- ❖ All implemented with machine instructions!
- An x86-64 procedure uses only those mechanisms required for that procedure



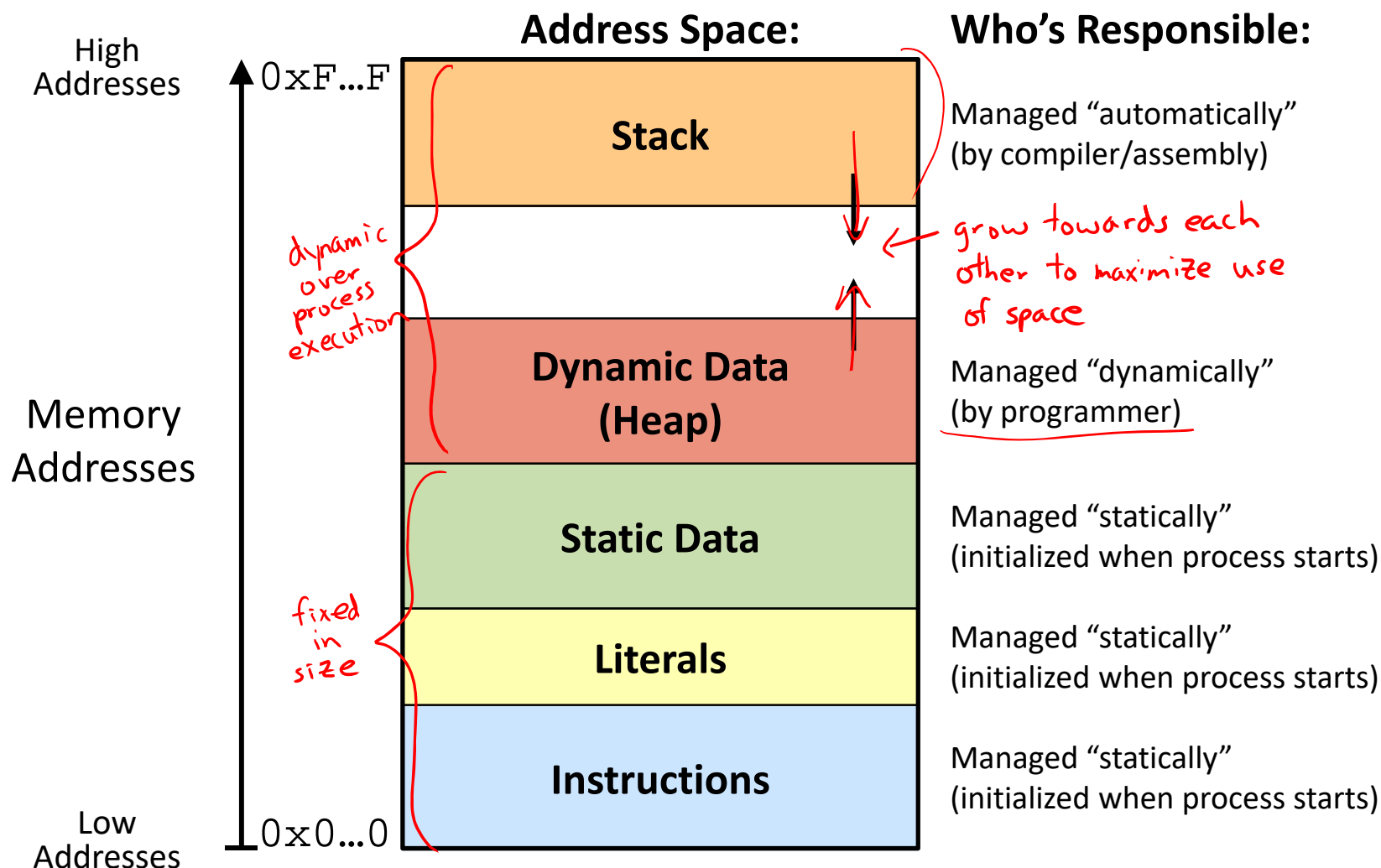
Procedures

- ❖ **Stack Structure**
- ❖ Calling Conventions
 - Passing control
 - Passing data
 - Managing local data
- ❖ Register Saving Conventions
- ❖ Illustration of Recursion

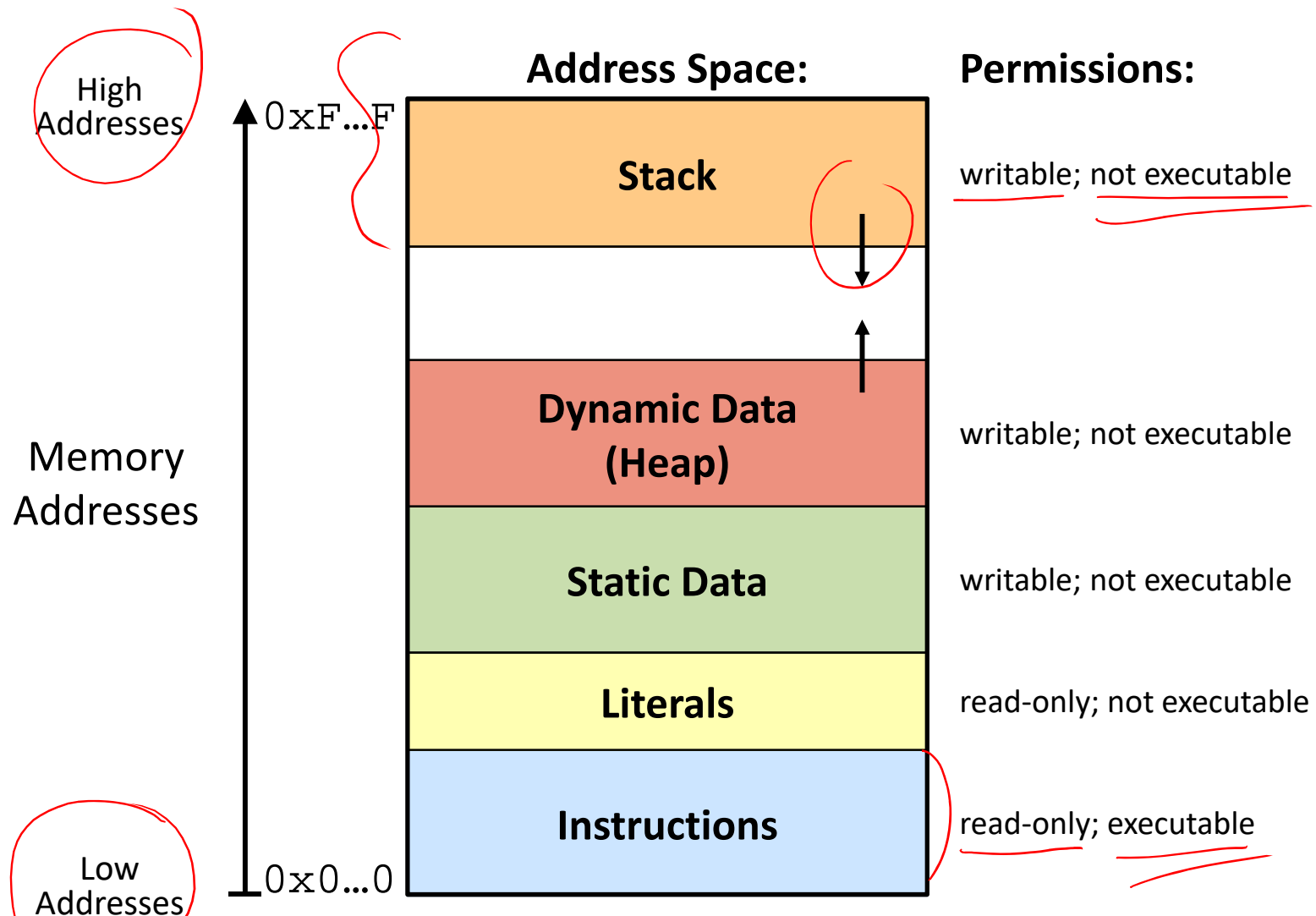
Simplified Memory Layout



Memory Management



Memory Permissions

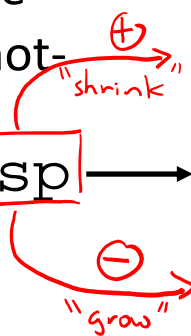


- Segmentation faults? *accessing memory in a way that you are not allowed to*

x86-64 Stack Last In, First Out (LIFO)

- ❖ Region of memory managed with stack “discipline”
 - Grows toward lower addresses
 - Customarily shown “upside-down”
- ❖ Register `%rsp` contains *lowest* stack address
 - `%rsp` = address of *top* element, the most-recently-pushed item that is not-yet-popped

Stack Pointer: `%rsp`

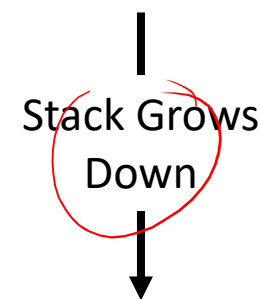


Stack “Bottom”



Stack “Top”

High Addresses



Low Addresses
0x00...00

x86-64 Stack: Push

- ❖ `pushq src`
 - Fetch operand at `src`
 - `Src` can be reg, memory, immediate

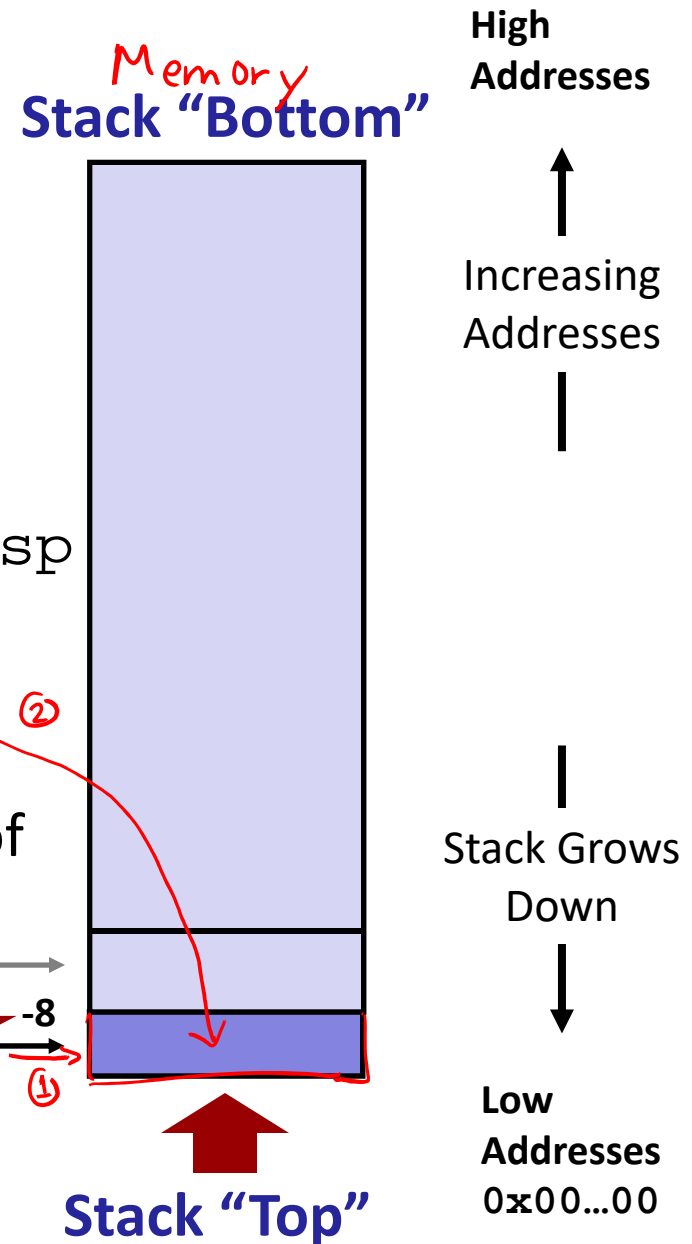
- ① ▪ **Decrement** `%rsp` by 8
- ② ▪ Store value at address given by `%rsp`

❖ Example:

- `pushq %rcx`
- Adjust `%rsp` and store contents of `%rcx` on the stack



- ① move `%rsp` down (subtract)
- ② store `src` at `%rsp`



x86-64 Stack: Pop

- ❖ `popq dst`
 - Load value at address given by `%rsp`
 - ↳ size specifier
 - Store value at `dst`
 - **Increment** `%rsp` by 8

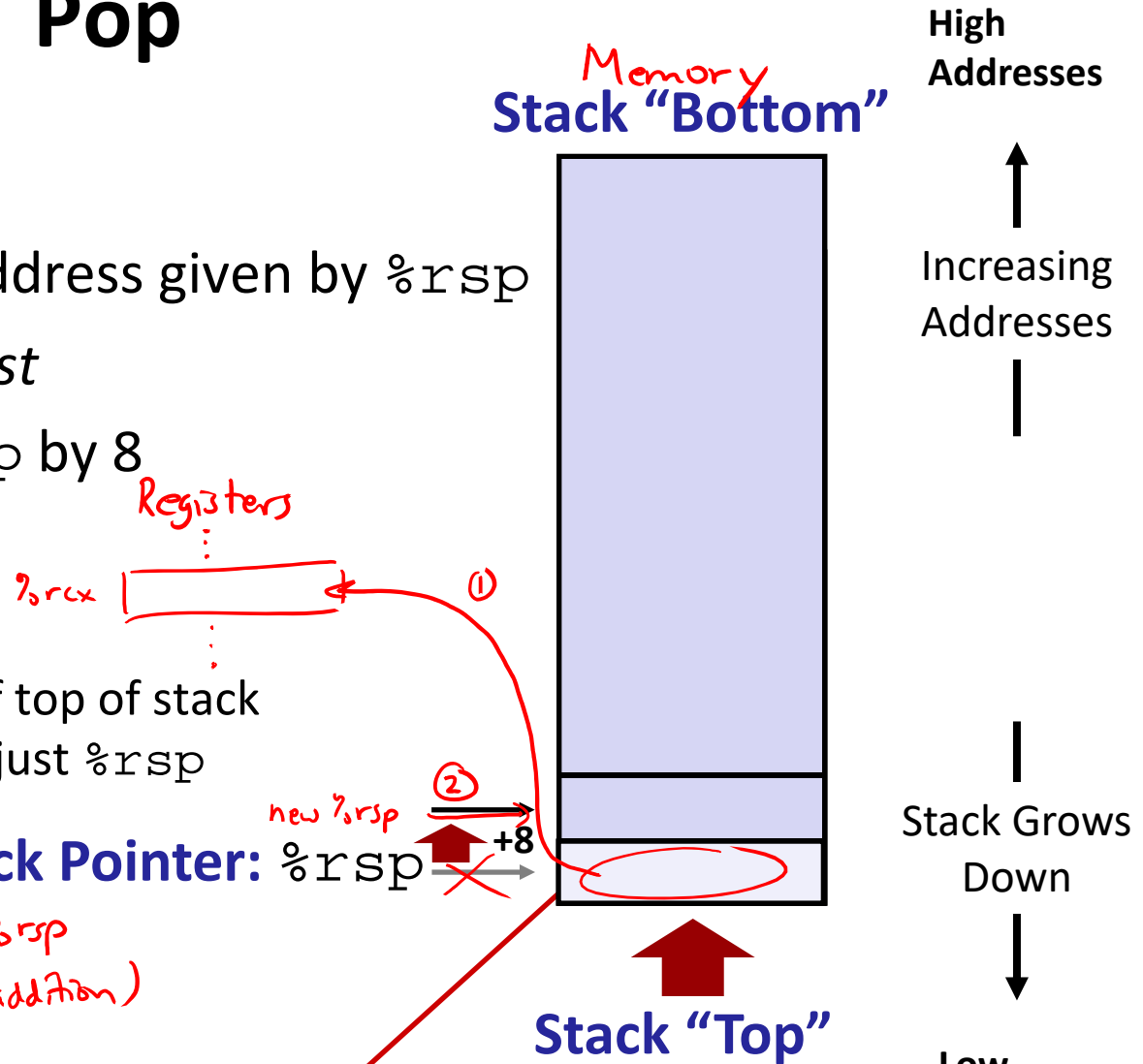
❖ Example:

- `popq %rcx`
- Stores contents of top of stack into `%rcx` and adjust `%rsp`

Stack Pointer: `%rsp`

- ① read out data at `%rsp`
- ② move `%rsp` up (addition)

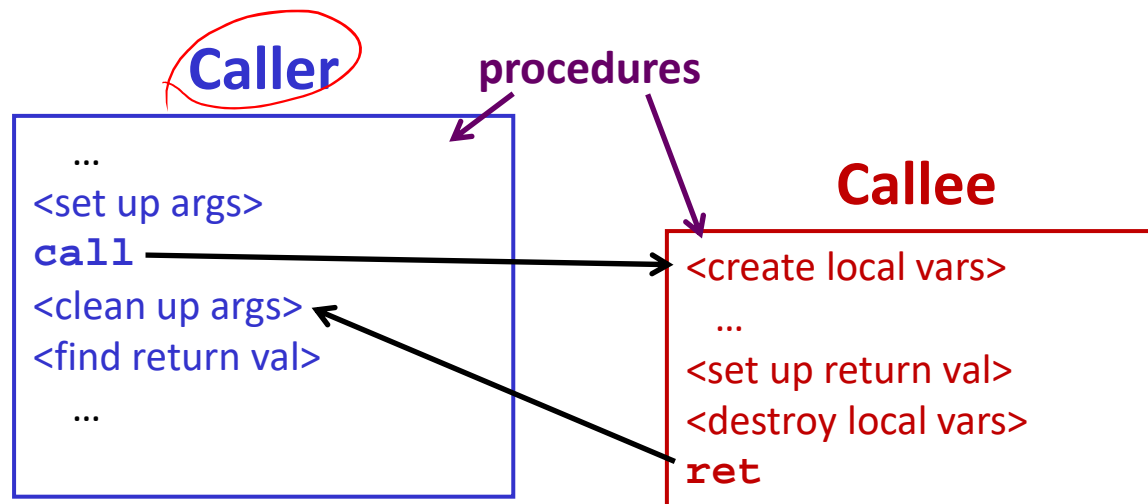
Those bits are still there; we're just not using them.



Procedures

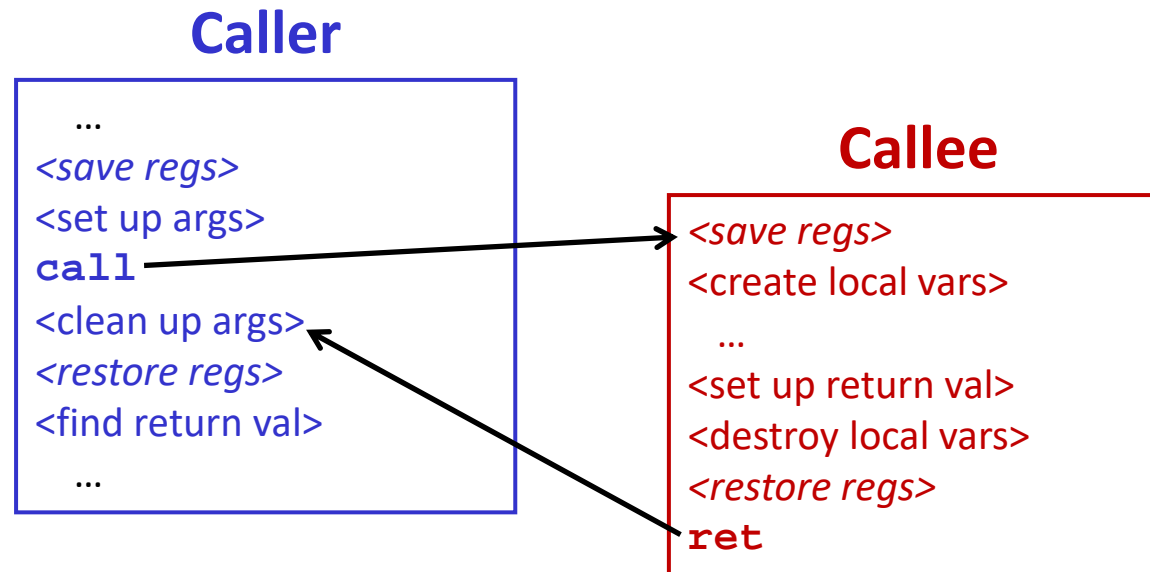
- ❖ Stack Structure
- ❖ Calling Conventions
 - Passing control
 - Passing data
 - Managing local data
- ❖ Register Saving Conventions
- ❖ Illustration of Recursion

Procedure Call Overview



- ❖ **Callee** must know where to find args
- ❖ **Callee** must know where to find return address
- ❖ **Caller** must know where to find return value
- ❖ **Caller** and **Callee** run on same CPU, so use the same registers
 - How do we deal with register reuse?
- ❖ Unneeded steps can be skipped (e.g. no arguments)

Procedure Call Overview



- ❖ The convention of where to leave/find things is called the calling convention (or procedure call linkage)
 - Details vary between systems
 - We will see the convention for x86-64/Linux in detail
 - What could happen if our program didn't follow these conventions?

Code Example (Preview)

```
void multstore
(long x, long y, long *dest)
{
    long t = mult2(x, y);
    *dest = t;
}
```

Compiler Explorer:

<https://godbolt.org/z/nQ6KbZ>

executable disassembly

```
0000000000400540 <multstore>:
400540: push    %rbx           # Save %rbx
400541: movq   %rdx,%rbx      # Save dest
400544: call   400550 <mult2>  # mult2(x,y)
400549: movq   %rax, (%rbx)  # Save at dest
40054c: pop    %rbx           # Restore %rbx
40054d: ret                                # Return
```

Caller

these are instruction addresses

```
long mult2
(long a, long b)
{
    long s = a * b;
    return s;
}
```

```
0000000000400550 <mult2>:
400550: movq   %rdi,%rax    # a
400553: imulq %rsi,%rax     # a * b
400557: ret                                # Return
```

callee

Procedure Control Flow

- ❖ Use stack to support procedure call and return
- ❖ Procedure call: `call label` (special push)
 - 1) Push return address on stack (*why? which address?*)
 - ① move `%rsp` down
 - ② store ret addr at `%rsp`
 - 2) Jump to `label` → ③ `label` → `%rip`

Procedure Control Flow

❖ Use stack to support procedure call and return

❖ Procedure call: `call label` (special push)

- 1) Push return address on stack (why? which address?) → ① move %rsp down → ② store ret addr at %rsp
- 2) Jump to `label` → ③ label → %rip

❖ Return address:

- Address of instruction immediately after `call` instruction
- Example from disassembly:

```

400544: call    400550 <mult2>
400549: movq   %rax, (%rbx)
```

Return address = 0x400549

❖ Procedure return: `ret` (special pop)

- 1) Pop return address from stack ① read ret addr at %rsp into %rip
- 2) Jump to address ② move %rsp up

next instruction happens to be a move, but could be anything

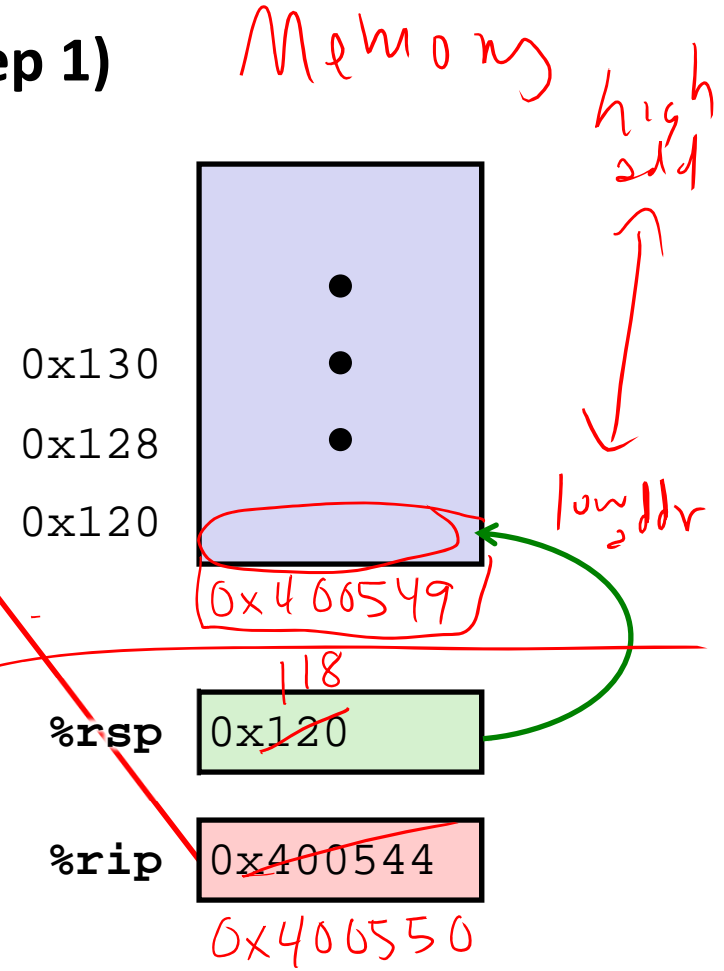
Procedure Call Example (step 1)

```

0000000000400540 <multstore>:
.
.
400544: call    400550 <mult2>
400549: movq   %rax, (%rbx)
.
.
    
```

```

0000000000400550 <mult2>:
400550: movq   %rdi,%rax
.
.
400557: ret
    
```



on CPU

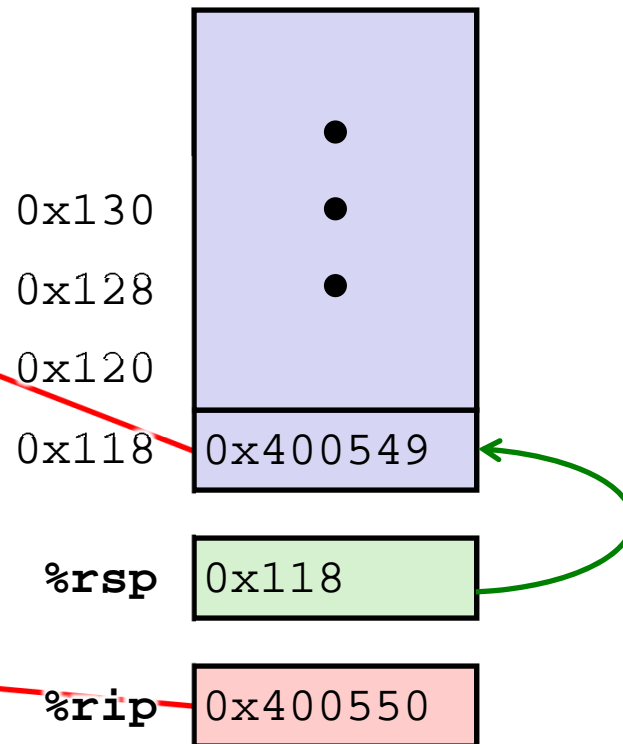
Procedure Call Example (step 2)

```

0000000000400540 <multstore>:
.
.
400544: call    400550 <mult2>
400549: movq   %rax, (%rbx)
.
.
    
```

```

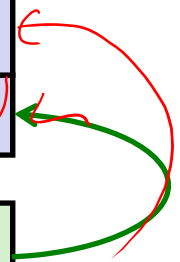

0000000000400550 <mult2>:
400550: movq   %rdi, %rax
.
.
400557: ret
    
```



Procedure Return Example (step 1)

```

0000000000400540 <multstore>:
.
.
400544: call    400550 <mult2>
400549: movq   %rax, (%rbx)
.
.
    
```



```

0000000000400550 <mult2>:
400550: movq   %rdi, %rax
.
.
400557: ret
    
```



0x400549

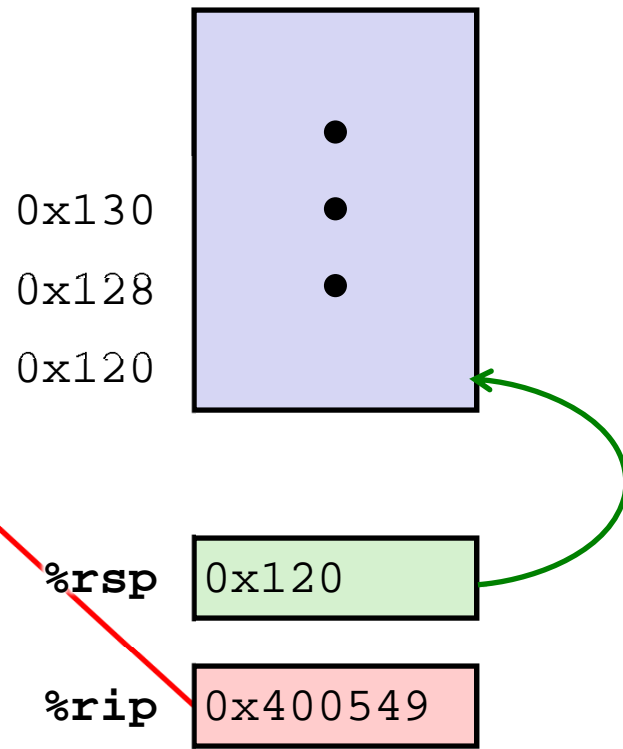
Procedure Return Example (step 2)

```

0000000000400540 <multstore>:
.
.
400544: call    400550 <mult2>
400549: movq   %rax, (%rbx)
.
.
    
```

```

0000000000400550 <mult2>:
400550: movq   %rdi, %rax
.
.
400557: ret
    
```



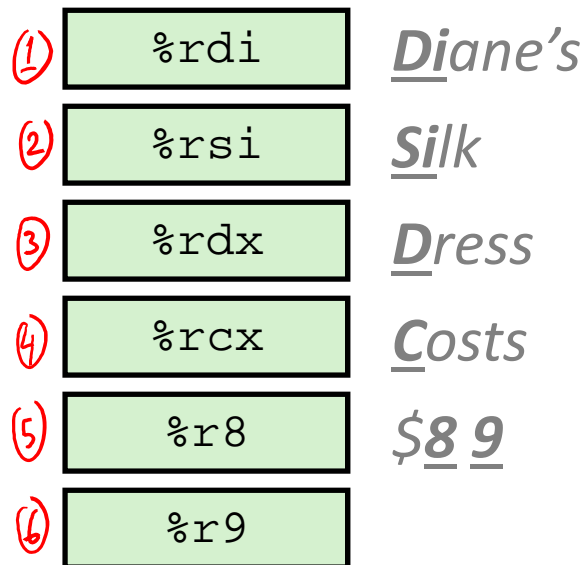
Procedures

- ❖ Stack Structure
- ❖ **Calling Conventions**
 - Passing control
 - **Passing data**
 - Managing local data
- ❖ Register Saving Conventions
- ❖ Illustration of Recursion

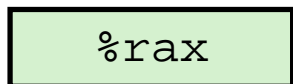
Procedure Data Flow

Registers (**NOT** in Memory)

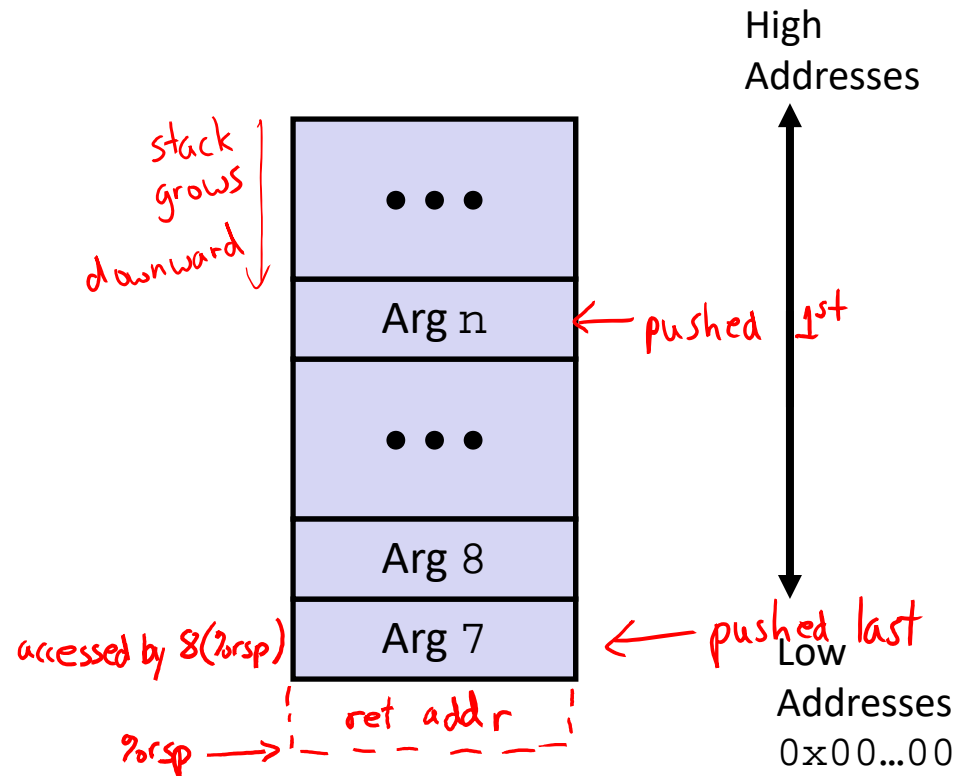
❖ First 6 arguments



❖ Return value



Stack (**M**emory)



- Only allocate stack space when needed

x86-64 Return Values

- ❖ By convention, values returned by procedures are placed in `%rax`
 - Choice of `%rax` is arbitrary
- 1) **Caller** must make sure to save the contents of `%rax` before calling a **callee** that returns a value
 - Part of register-saving convention
- 2) **Callee** places return value into `%rax`
 - Any type that can fit in 8 bytes – integer, float, pointer, etc.
 - For return values greater than 8 bytes, best to return a *pointer* to them
- 3) Upon return, **caller** finds the return value in `%rax`

Data Flow Examples

```
void multstore
(long x, long y, long *dest)
{
    long t = mult2(x, y);
    *dest = t;
}
```

lined up nicely so we didn't have to manipulate arguments

```
0000000000400540 <multstore>:
    # x in %rdi, y in %rsi, dest in %rdx
    ...
400541: movq    %rdx,%rbx    # "Save" dest (will explain later)
400544: call   400550 <mult2> # mult2(x,y)
    # t in %rax
400549: movq    %rax,(%rbx)  # Save at dest
    ...
```

```
long mult2
(long a, long b)
{
    long s = a * b;
    return s;
}
```

```
0000000000400550 <mult2>:
    # a in %rdi, b in %rsi
400550: movq    %rdi,%rax    # a
400553: imulq   %rsi,%rax    # a * b
    # s in %rax
400557: ret                    # Return
```

Procedures

- ❖ Stack Structure
- ❖ **Calling Conventions**
 - Passing control
 - Passing data
 - **Managing local data**
- ❖ Register Saving Conventions
- ❖ Illustration of Recursion

Stack-Based Languages

- ❖ Languages that support recursion
 - e.g. C, Java, most modern languages
 - Code must be re-entrant
 - Multiple simultaneous instantiations of single procedure
 - Need some place to store *state* of each instantiation
 - Arguments, local variables, return address
- ❖ Stack allocated in frames
 - State for a single procedure instantiation
- ❖ Stack discipline
 - State for a given procedure needed for a limited time
 - Starting from when it is called to when it returns
 - Callee always returns before caller does

Call Chain Example

```

whoa (...)
{
    •
    •
    who ();
    •
    •
}
    
```

```

who (...)
{
    •
    ① amI ();
    •
    ② amI ();
    •
}
    
```

```

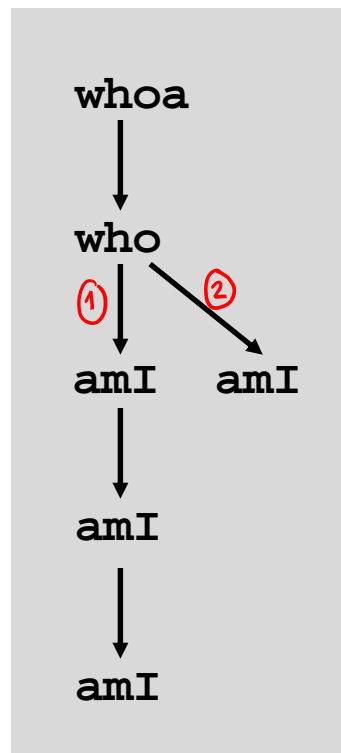
amI (...)
{
    •
    if (...) {
        amI ()
    }
    •
}
    
```

1st call recurses twice

2nd call doesn't recurse

based on condition

Example Call Chain

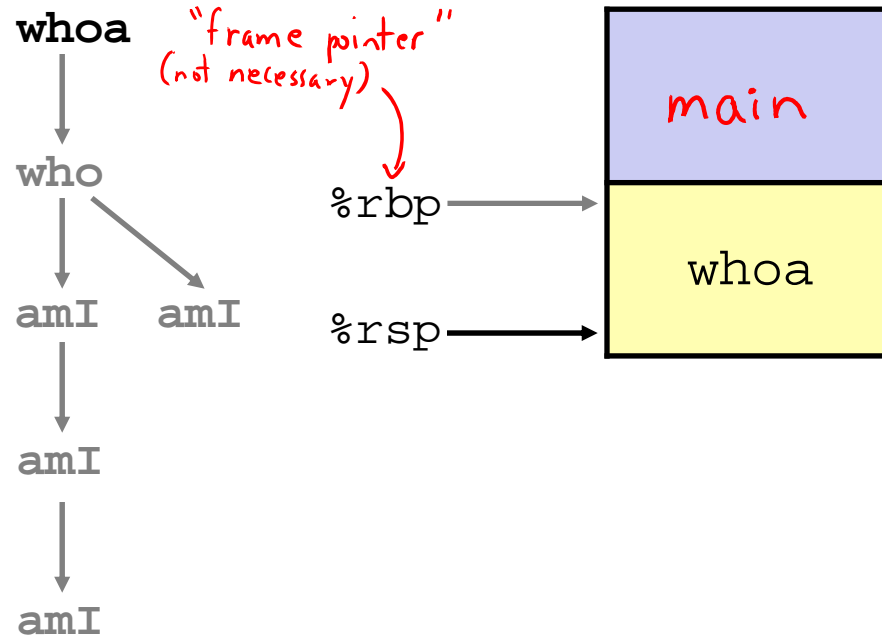


Procedure amI is recursive
(calls itself)

1) Call to whoa

```

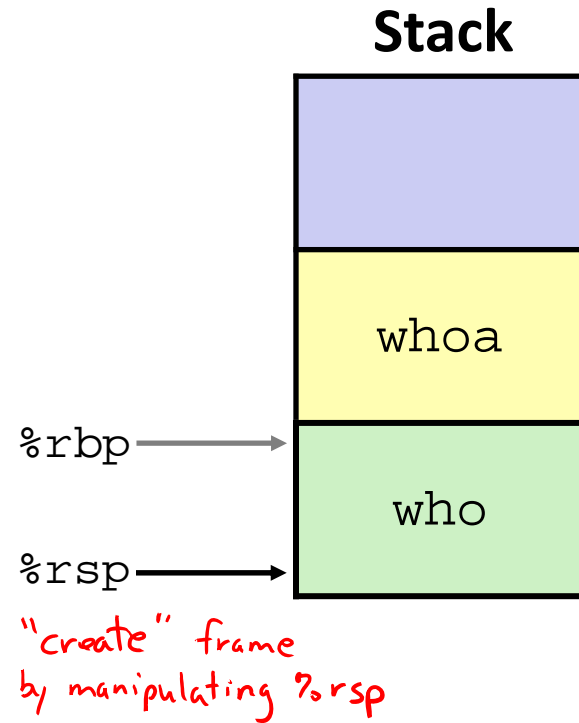
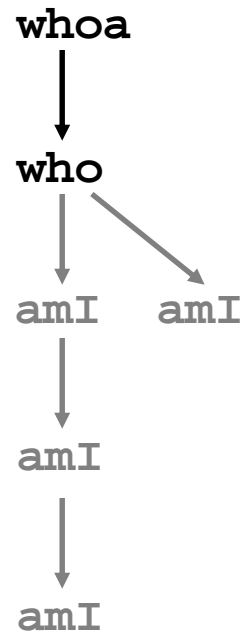
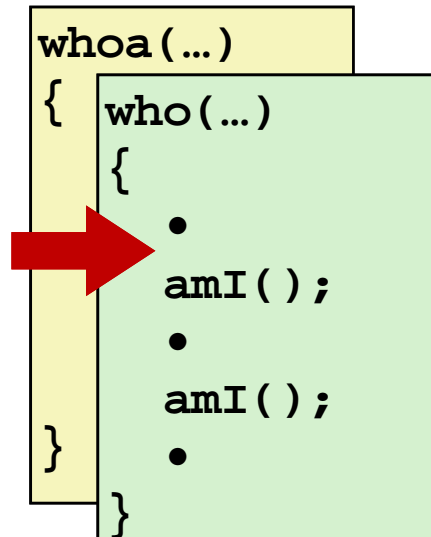
whoa (...)
{
    •
    •
    who();
    •
    •
}
    
```



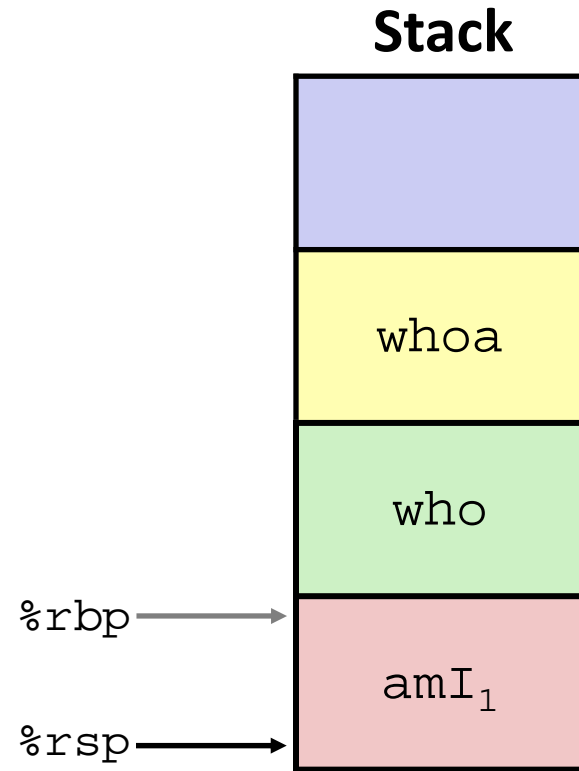
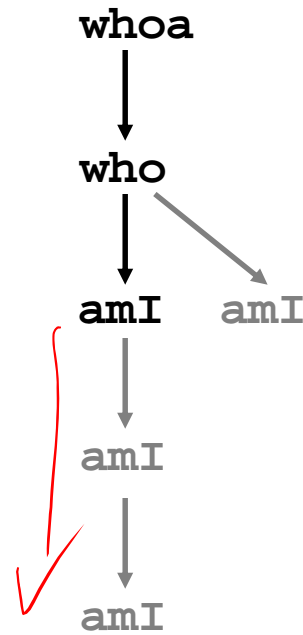
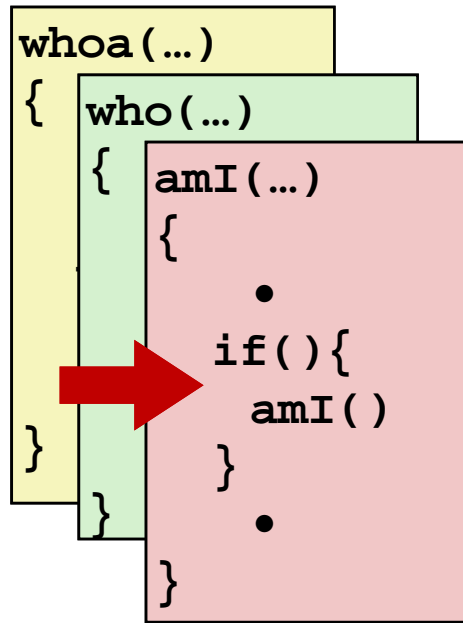
high
could be any procedure that calls whoa

low

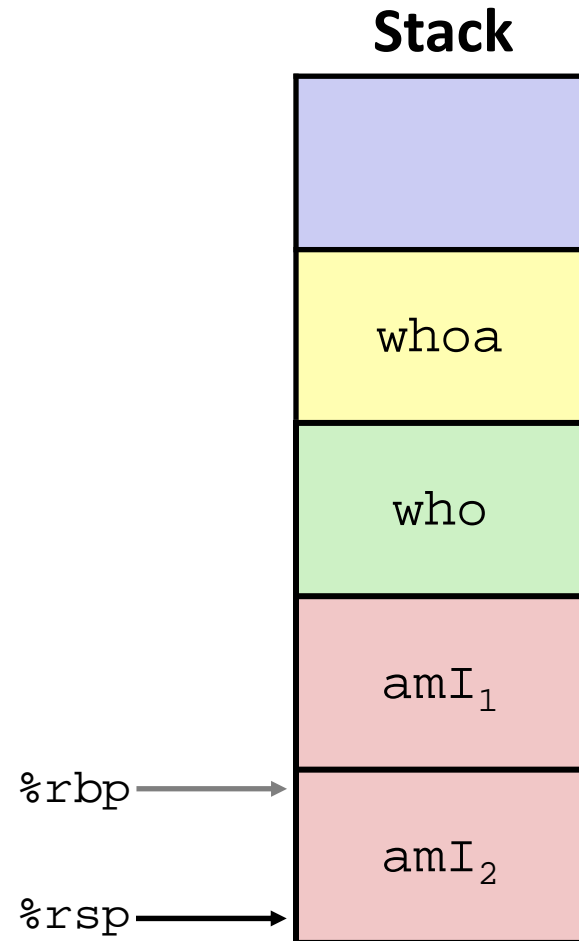
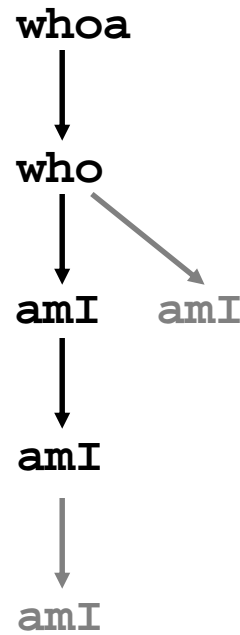
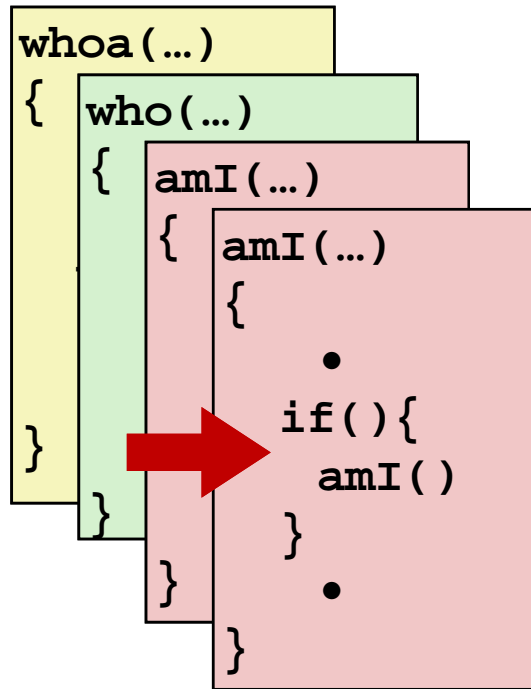
2) Call to who



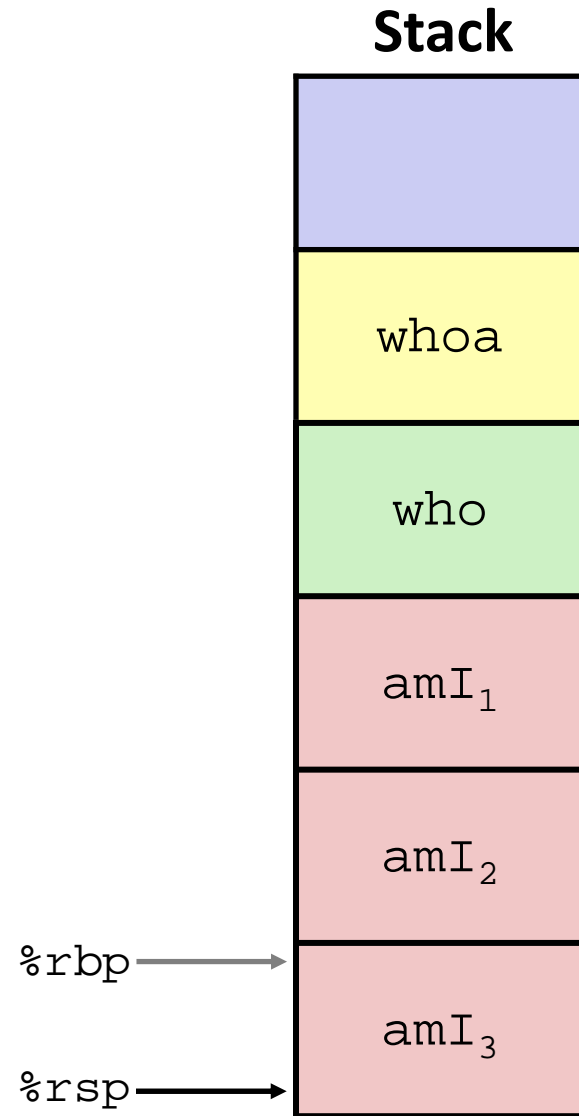
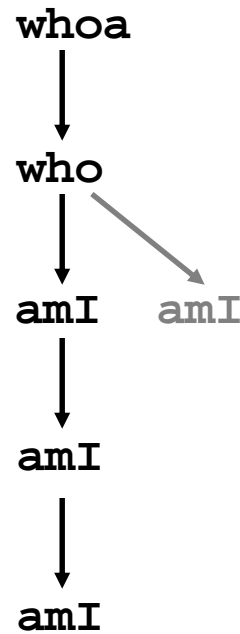
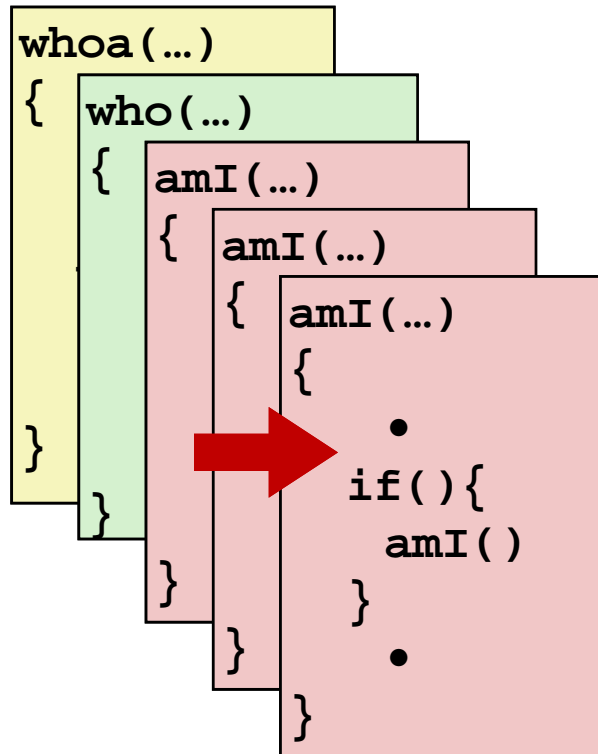
3) Call to amI (1)



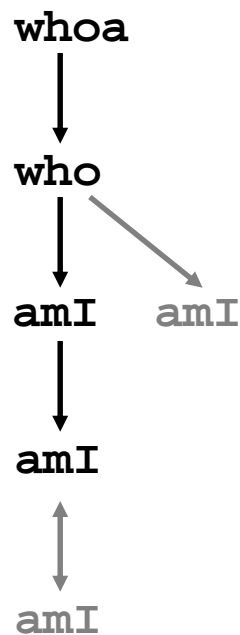
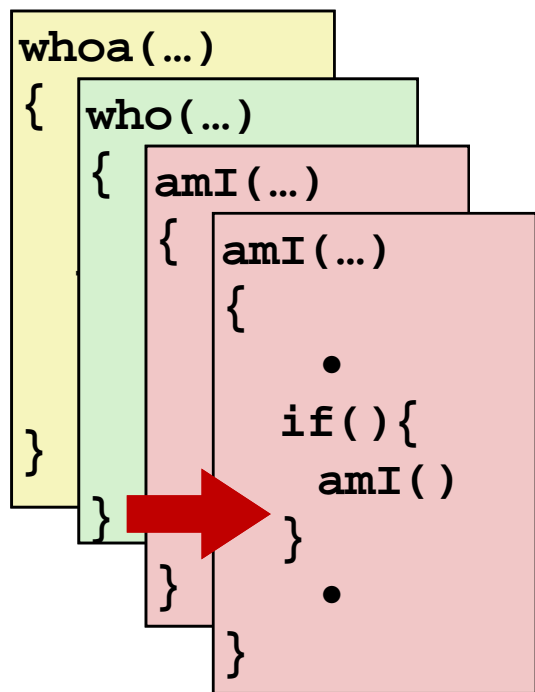
4) Recursive call to amI (2)



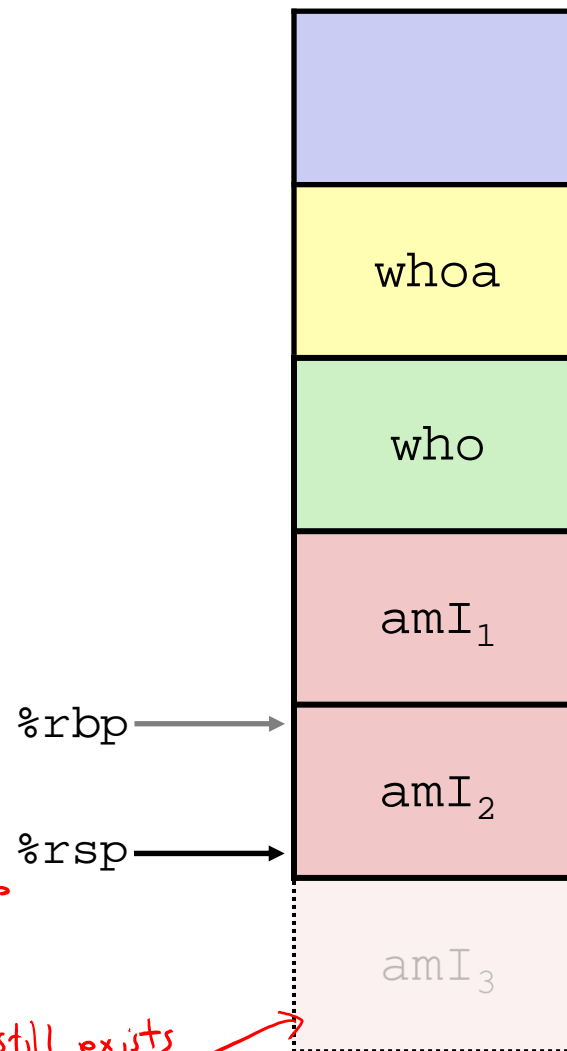
5) (another) Recursive call to amI (3)



6) Return from (another) recursive call to amI



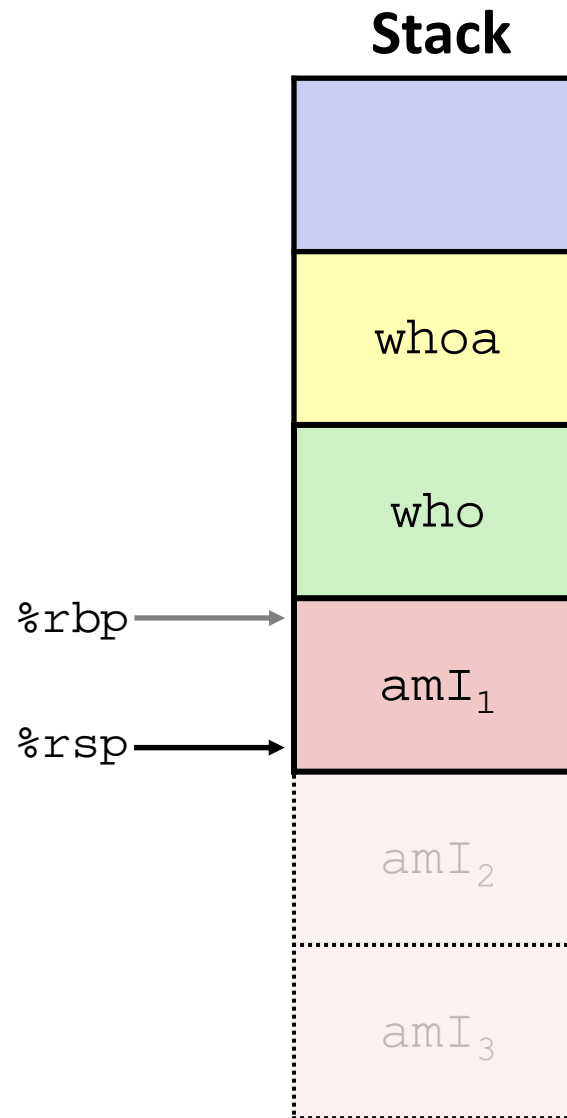
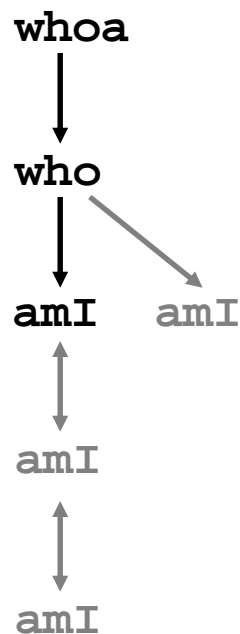
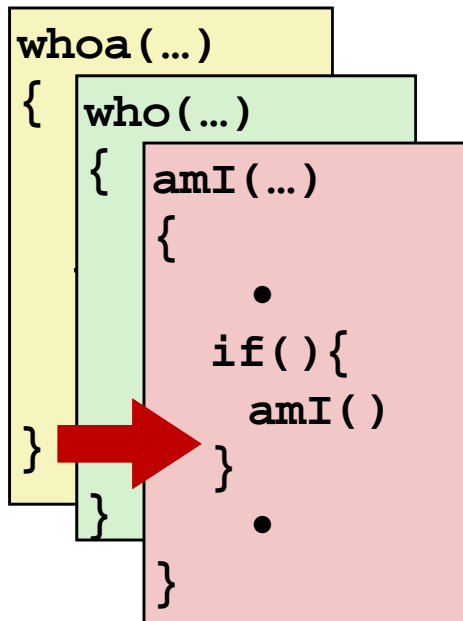
Stack



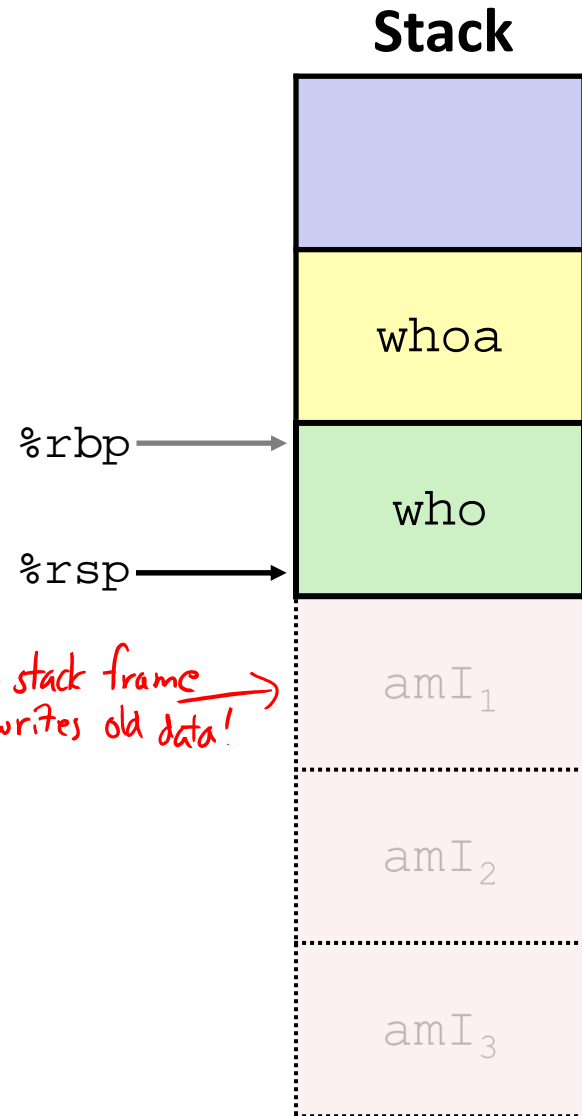
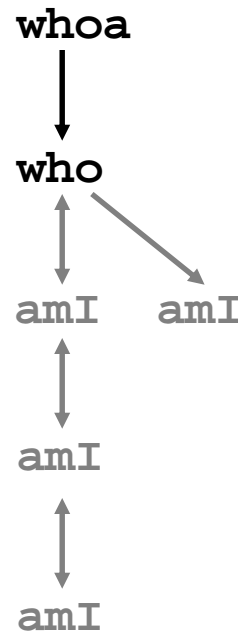
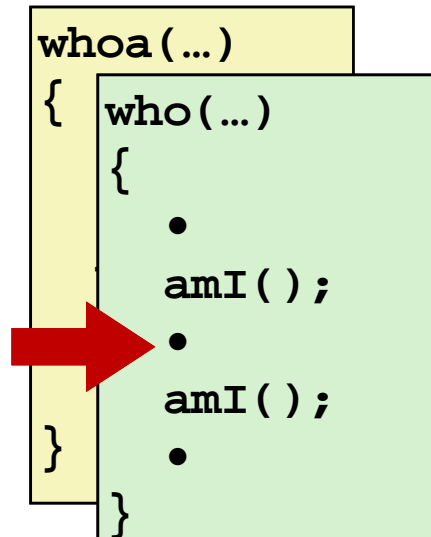
"deallocate" stack frame by moving %rsp back up

data still exists, but you shouldn't use it

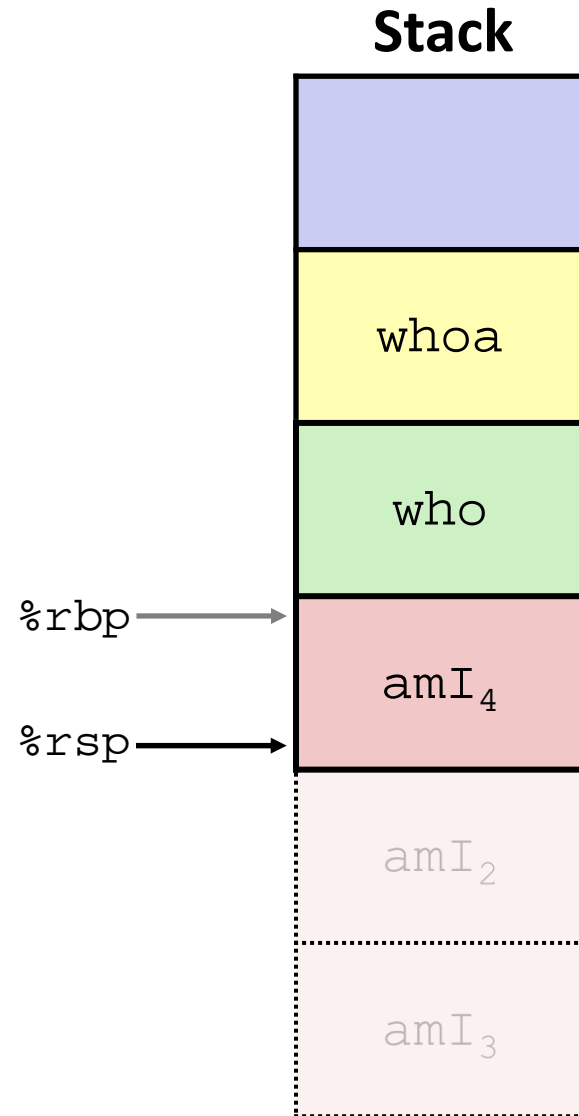
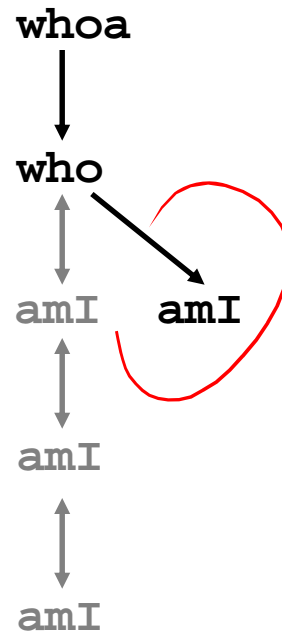
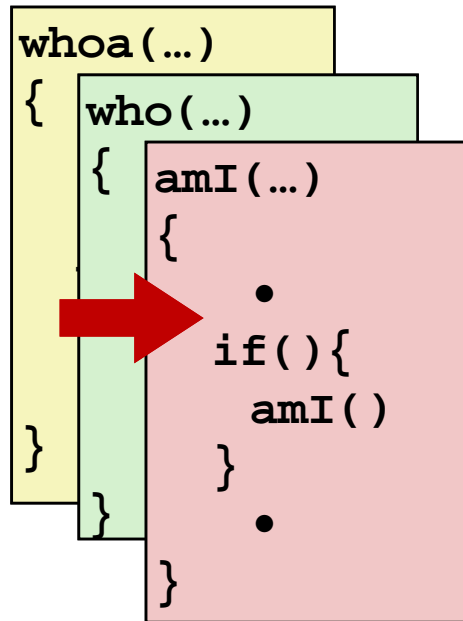
7) Return from recursive call to amI



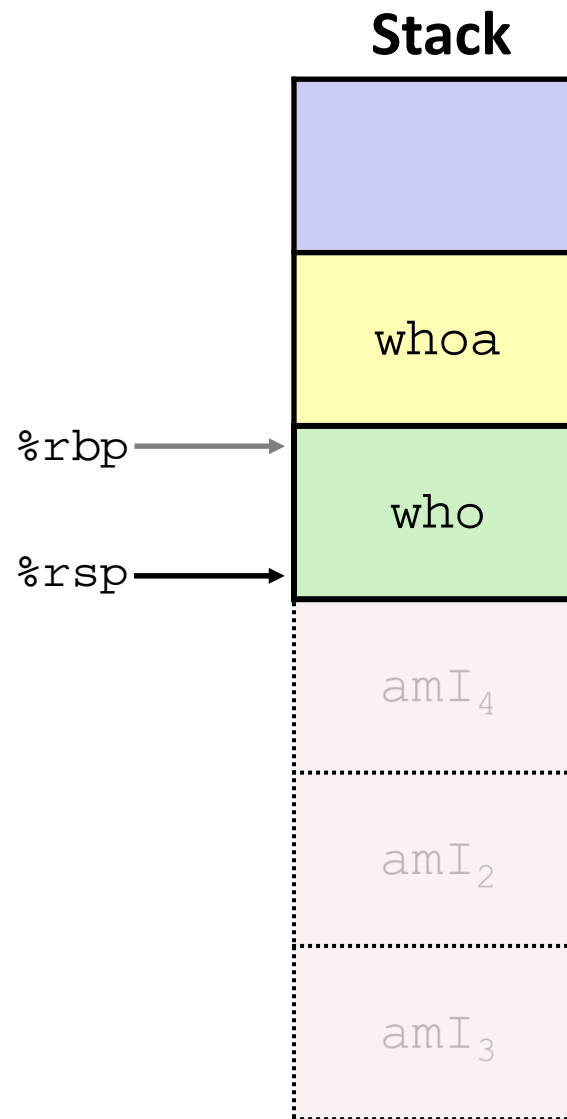
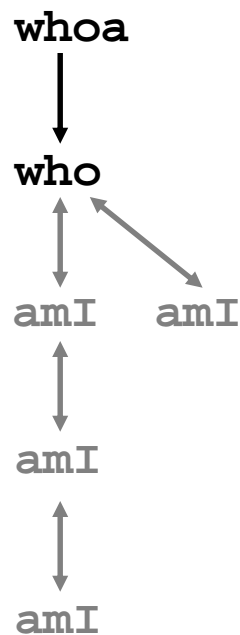
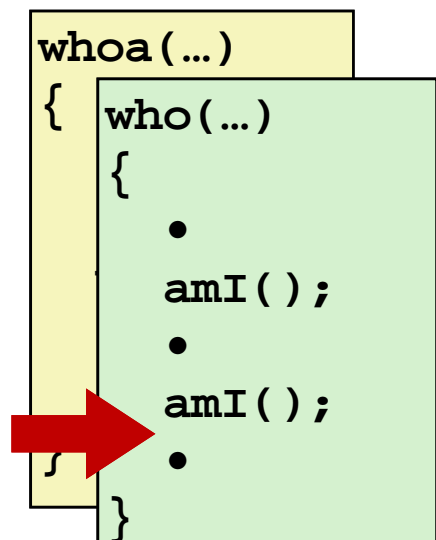
8) Return from call to amI



9) (second) Call to amI (4)



10) Return from (second) call to amI

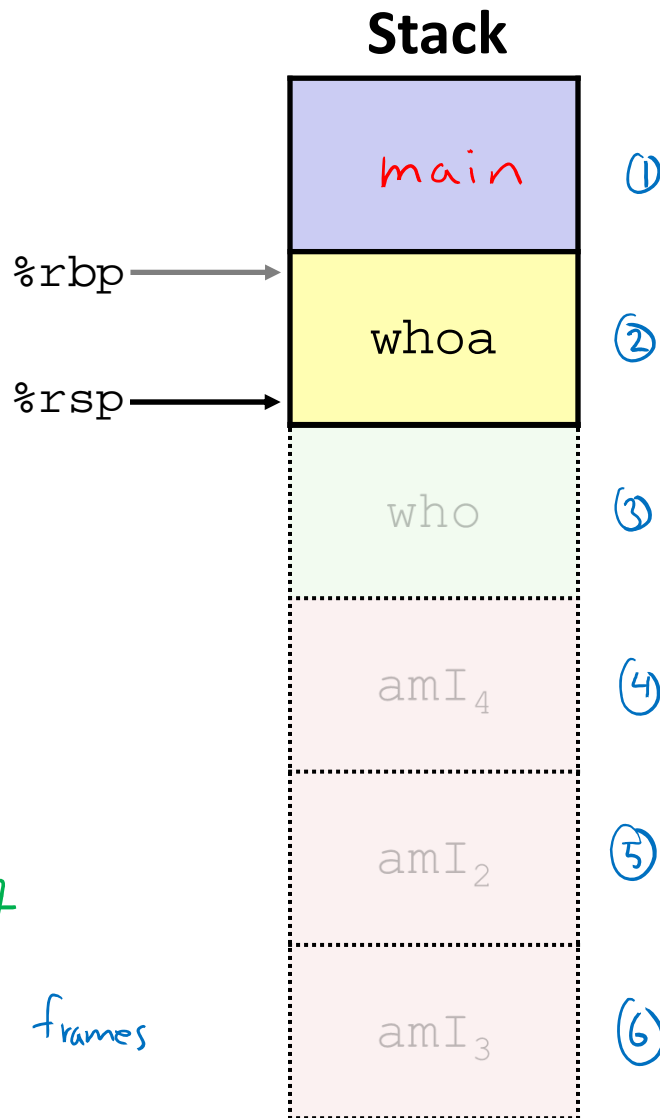
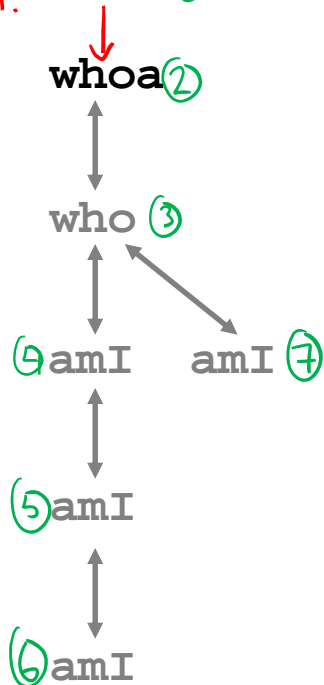


11) Return from call to who

```

whoa (...)
{
    •
    •
    who();
    •
    •
}
    
```

call chain: main ①



total stack frames created: 7

maximum stack depth: 6 frames

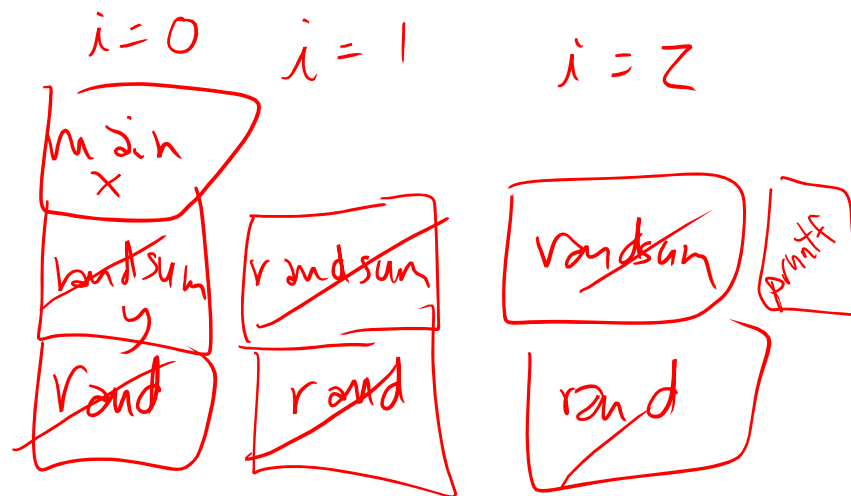
Polling Question [Proc I – a] Vote only on 3rd question at <http://pollev.com/rea>

❖ Answer the following questions about when main() is run (assume x and y stored on the Stack):

```
int main() {
    int i, x = 0;
    for(i = 0; i < 3; i++)
        x = randSum(x);
    printf("x = %d\n", x);
    return 0;
}
```

```
int randSum(int n) {
    int y = rand() % 20;
    return n + y;
}
```

- Higher/larger address: x or y?
- How many total stack frames are created? 8
- What is the maximum depth (# of frames) of the Stack?



- A. 1 B. 2 C. 3 D. 4

x86-64/Linux Stack Frame

- ❖ **Caller's Stack Frame**
 - Extra arguments (if > 6 args) for this call
- ❖ **Current/Callee Stack Frame**
 - Return address
 - Pushed by `call` instruction
 - Old frame pointer (optional)
 - Saved register context (when reusing registers)
 - Local variables (If can't be kept in registers)
 - "Argument build" area (If callee needs to call another function - parameters for function about to call, if needed)

