

Memory Allocation II

CSE 351 Autumn 2018

Instructor:

Justin Hsia

Teaching Assistants:

Akshat Aggarwal

An Wang

Andrew Hu

Brian Dai

Britt Henderson

James Shin

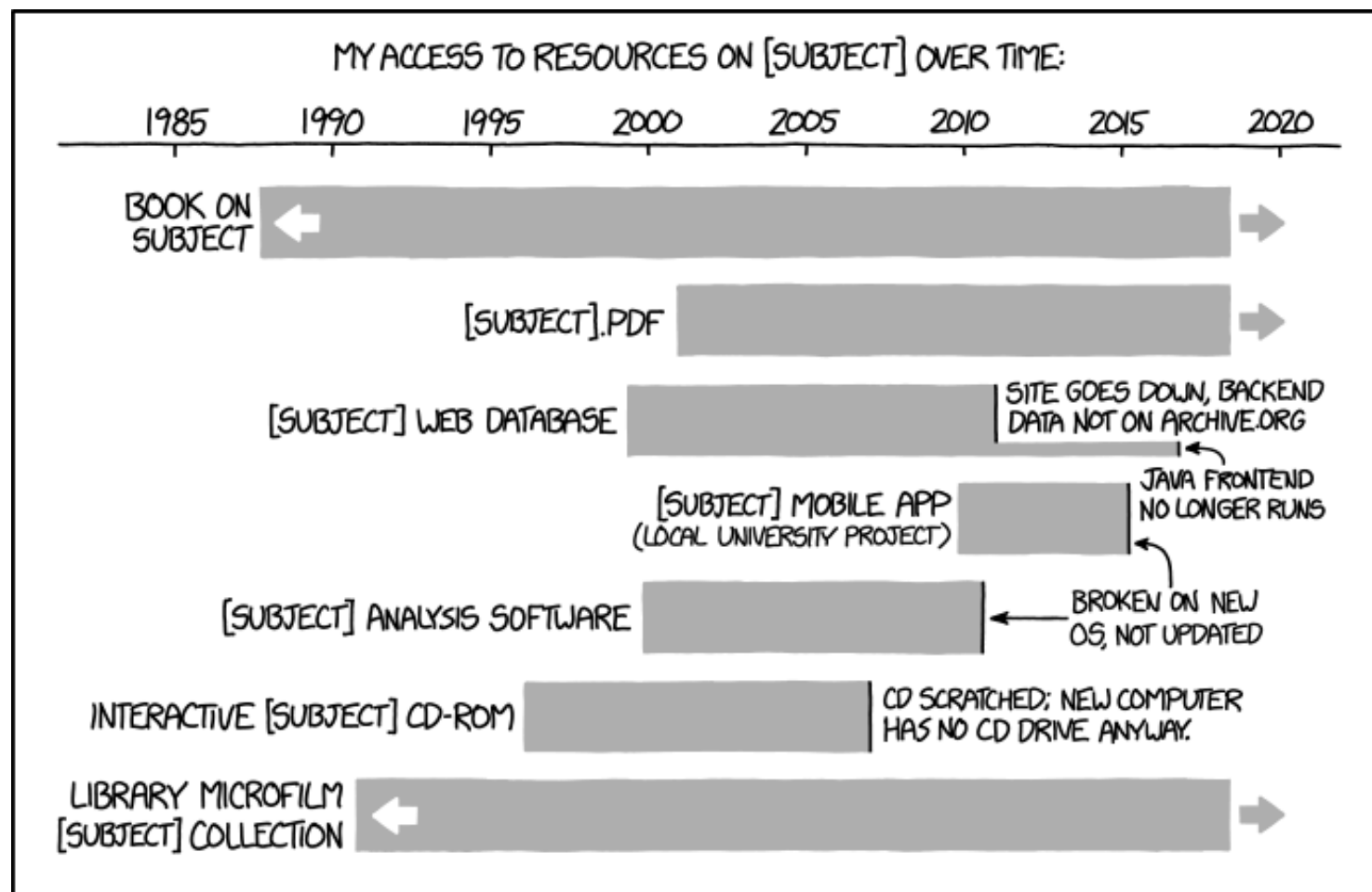
Kevin Bi

Kory Watson

Riley Germundson

Sophie Tian

Teagan Horkan



IT'S UNSETTLING TO REALIZE HOW QUICKLY DIGITAL RESOURCES CAN DISAPPEAR WITHOUT ONGOING WORK TO MAINTAIN THEM.

<http://xkcd.com/1909/>

Administrivia

- ❖ Homework 5 due Friday (11/30)
- ❖ Lab 5 due next Friday (12/7)

- ❖ **Final Exam:** Wed, Dec. 12 @ 12:30 pm in KNE 120
 - Review Session: Sun, Dec. 9 @ 5:00 pm in EEB 105
 - Cumulative (midterm clobber policy applies)
 - You get TWO double-sided handwritten 8.5×11" cheat sheets
 - Recommended that you reuse or remake your midterm cheat sheet

Peer Instruction Question

- ❖ Which allocation strategy and requests remove *external* fragmentation in this Heap? B3 was the last fulfilled request.

- <http://PollEv.com/justinh>

(A) Best-fit:

`malloc(50), malloc(50)`

(B) First-fit:

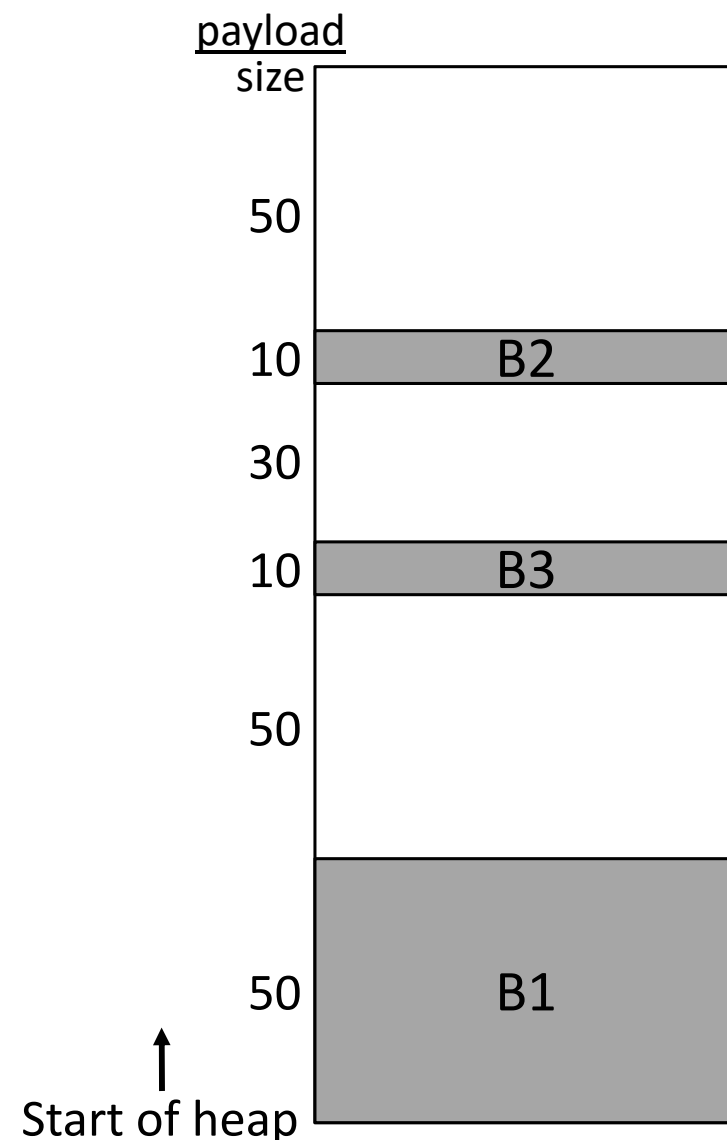
`malloc(50), malloc(30)`

(C) Next-fit:

`malloc(30), malloc(50)`

(D) Next-fit:

`malloc(50), malloc(30)`



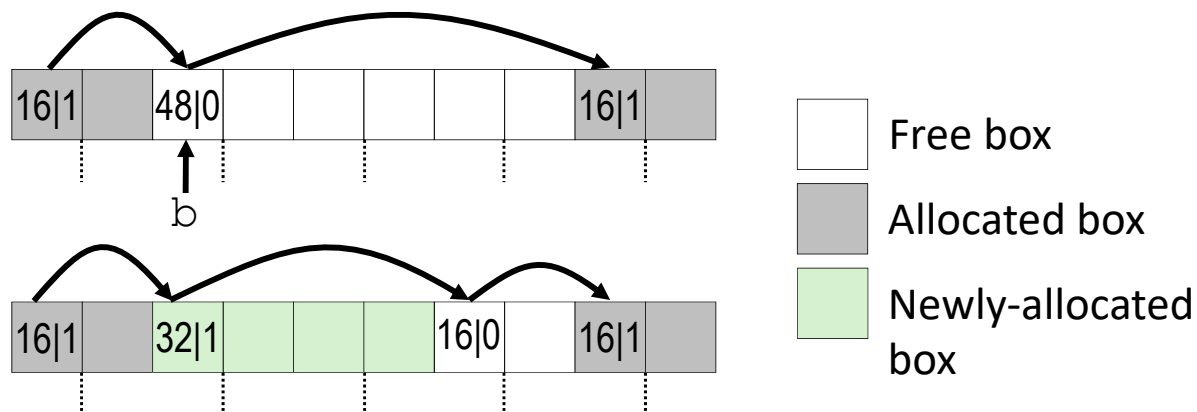
Implicit List: Allocating in a Free Block

- ❖ Allocating in a free block: *splitting*
 - Since allocated space might be smaller than free space, we might want to split the block

Assume `ptr` points to a free block and has unscaled pointer arithmetic

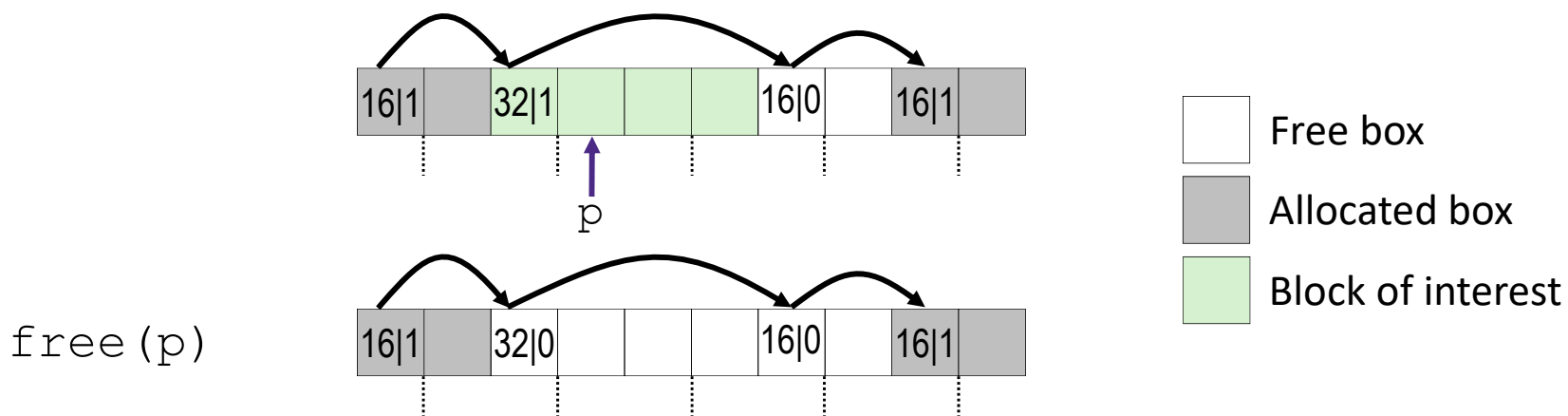
```
void split(ptr b, int bytes) { // bytes = desired block size
    int newsize = ((bytes+15) >> 4) << 4; // round up to multiple of 16
    int oldsize = *b; // why not mask out low bit?
    *b = newsize; // initially unallocated
    if (newsize < oldsize)
        *(b+newsize) = oldsize - newsize; // set length in remaining
                                        // part of block (UNSCALED +)
}
```

```
malloc(24):
    ptr b = find(24+8)
    split(b, 24+8)
    allocate(b)
```



Implicit List: Freeing a Block

- ❖ Simplest implementation just clears “allocated” flag
 - `void free(ptr p) { *(p-BOX) &= -2; }`
 - But can lead to “false fragmentation”

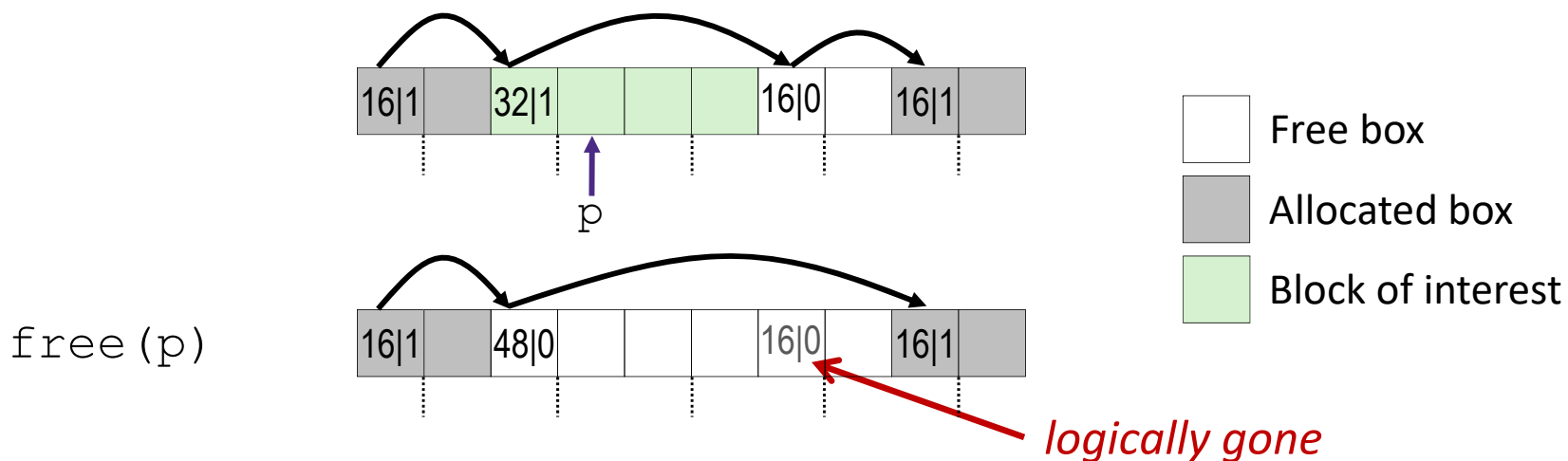


`malloc(40)`

Oops! There is enough free space, but the allocator won't be able to find it

Implicit List: Coalescing with Next

- ❖ Join (*coalesce*) with next block if also free



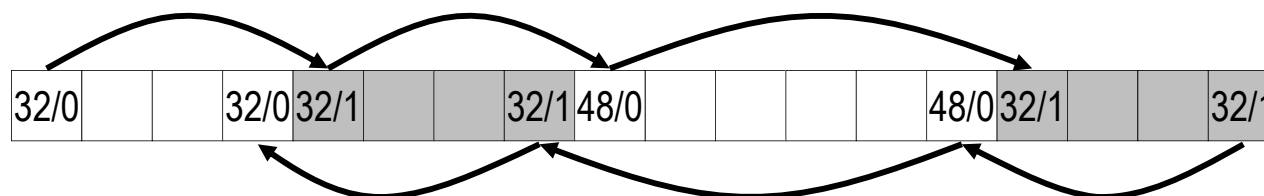
```

void free(ptr p) { // p points to payload
    ptr b = p - BOX; // b points to block header
    *b &= -2; // clear allocated bit
    ptr next = b + *b; // find next block (UNSCALED +)
    if ((*next & 1) == 0) // if next block is not allocated,
        *b += *next; // add its size to this block
}
    
```

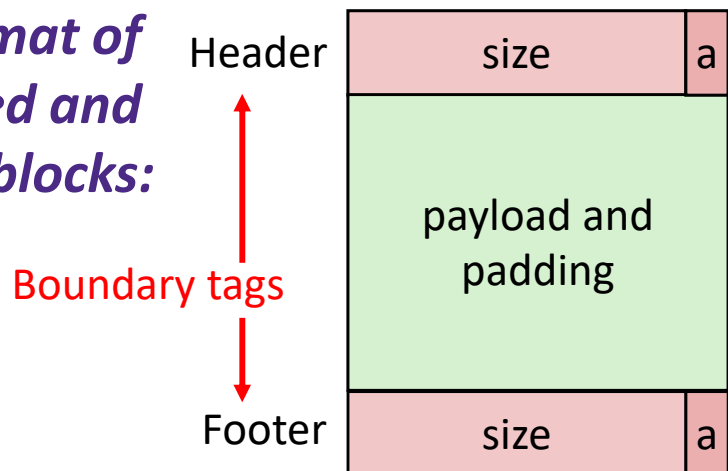
- ❖ How do we coalesce with the *previous* block?

Implicit List: Bidirectional Coalescing

- ❖ *Boundary tags* [Knuth73]
 - Replicate header at “bottom” (end) of free blocks
 - Allows us to traverse backwards, but requires extra space
 - Important and general technique!



Format of allocated and free blocks:



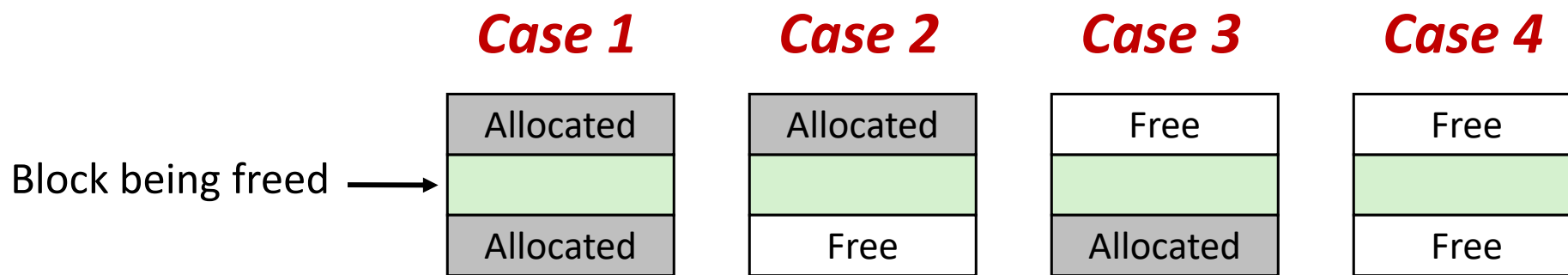
a = 1: allocated block

a = 0: free block

size: block size (in bytes)

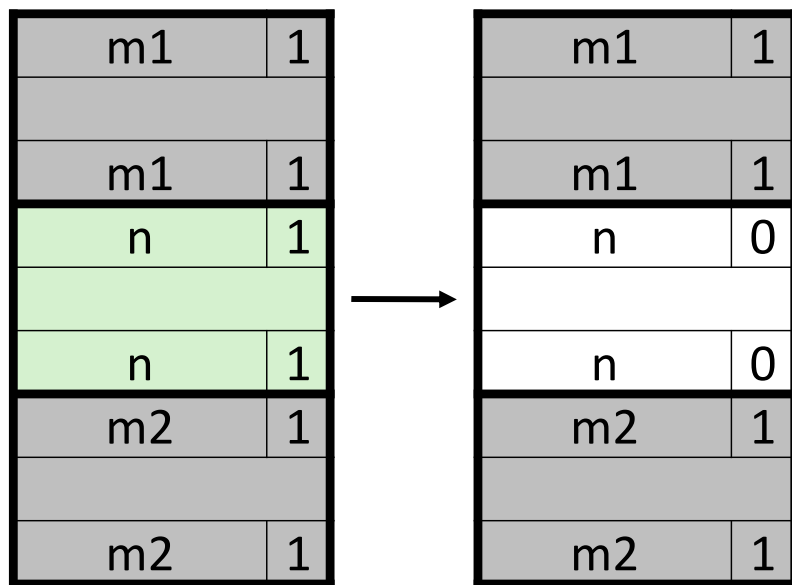
payload: application data (allocated blocks only)

Constant Time Coalescing

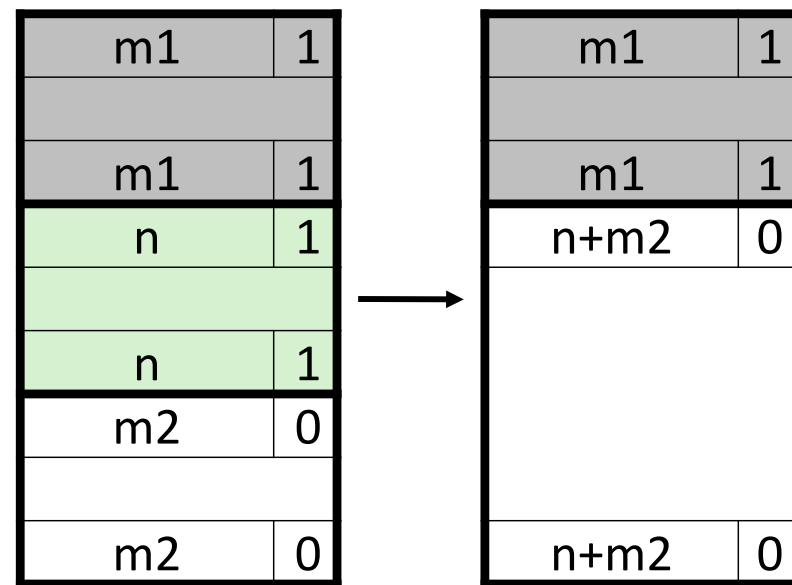


Constant Time Coalescing

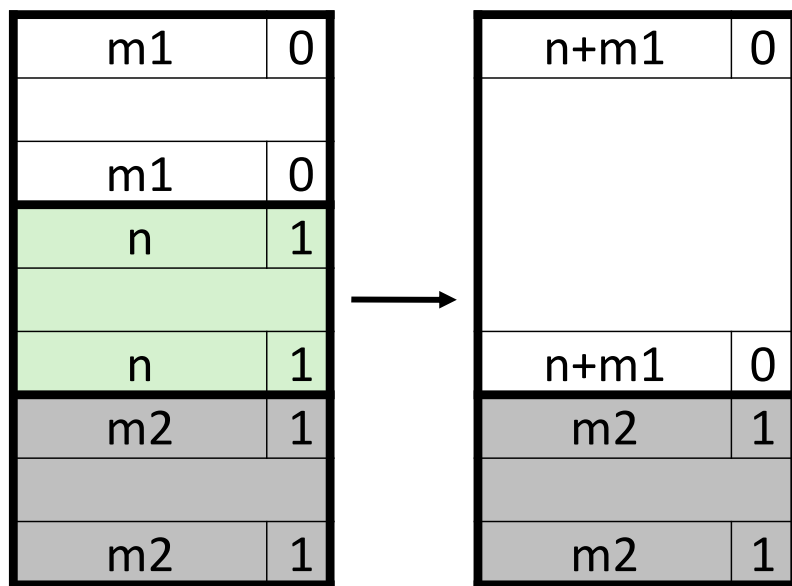
Case 1



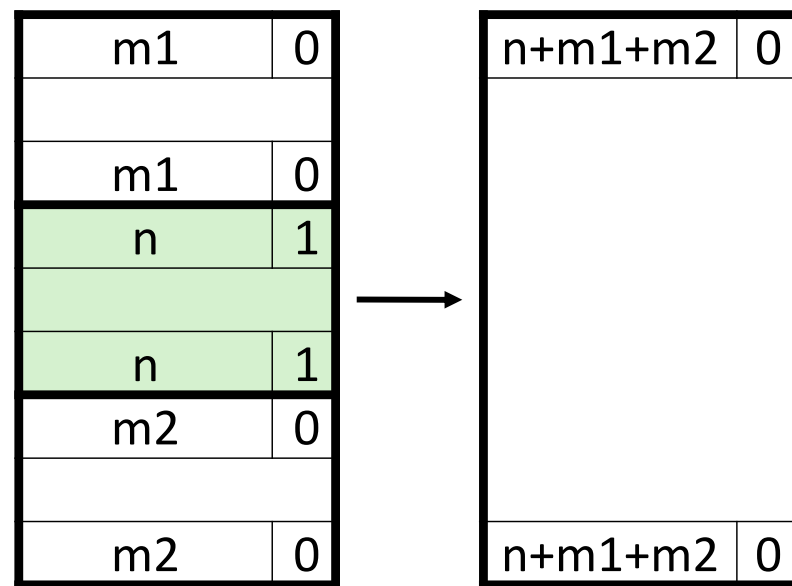
Case 2



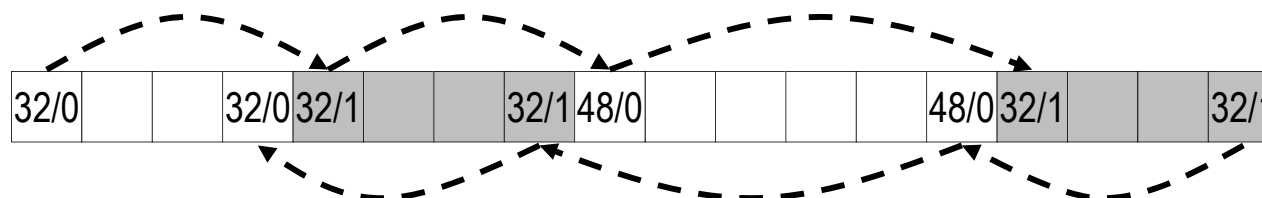
Case 3



Case 4

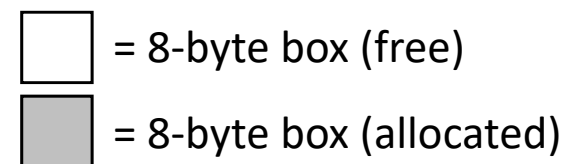


Implicit Free List Review Questions



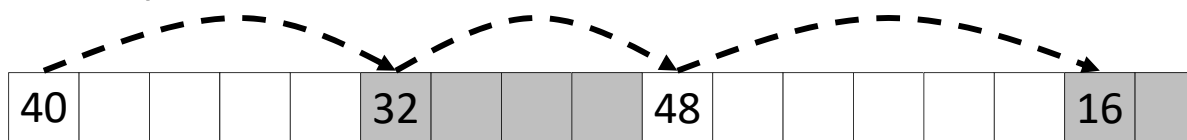
- ❖ What is the block header? What do we store and how?
- ❖ What are boundary tags and why do we need them?
- ❖ When we coalesce free blocks, how many neighboring blocks do we need to check on either side? Why is this?
- ❖ If I want to check the size of the n -th block forward from the current block, how many memory accesses do I make?

Keeping Track of Free Blocks

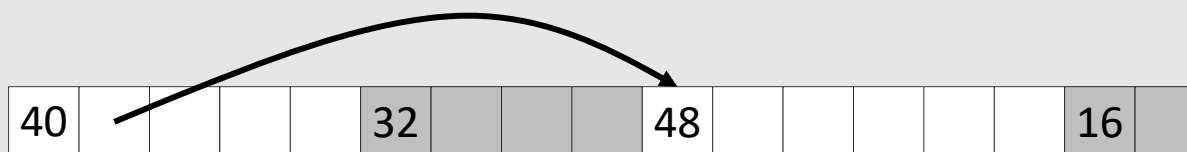


1) *Implicit free list* using length – links all blocks using math

- No actual pointers, and must check each block if allocated or free



2) *Explicit free list* among only the free blocks, using pointers



3) *Segregated free list*

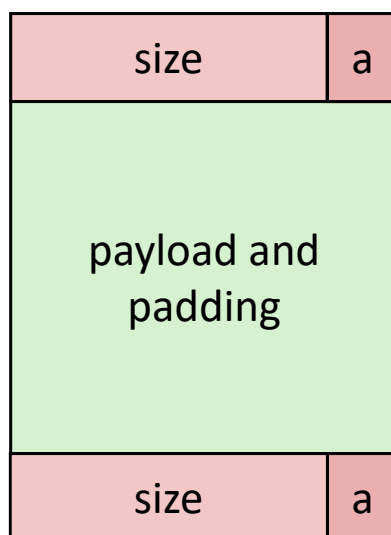
- Different free lists for different size “classes”

4) *Blocks sorted by size*

- Can use a balanced binary tree (e.g. red-black tree) with pointers within each free block, and the length used as a key

Explicit Free Lists

Allocated block:



(same as implicit free list)

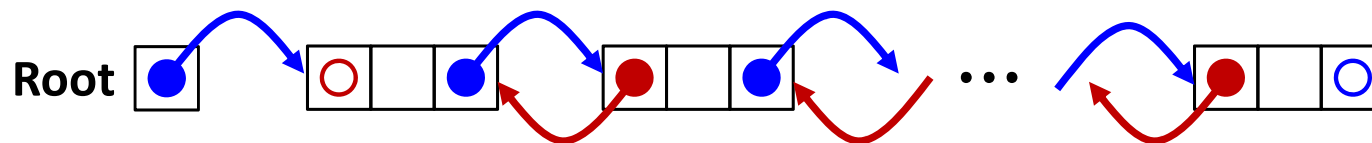
Free block:



- ❖ Use list(s) of *free* blocks, rather than implicit list of *all* blocks
 - The “next” free block could be anywhere in the heap
 - So we need to store next/previous pointers, not just sizes
 - Since we only track free blocks, so we can use “payload” for pointers
 - Still need boundary tags (header/footer) for coalescing

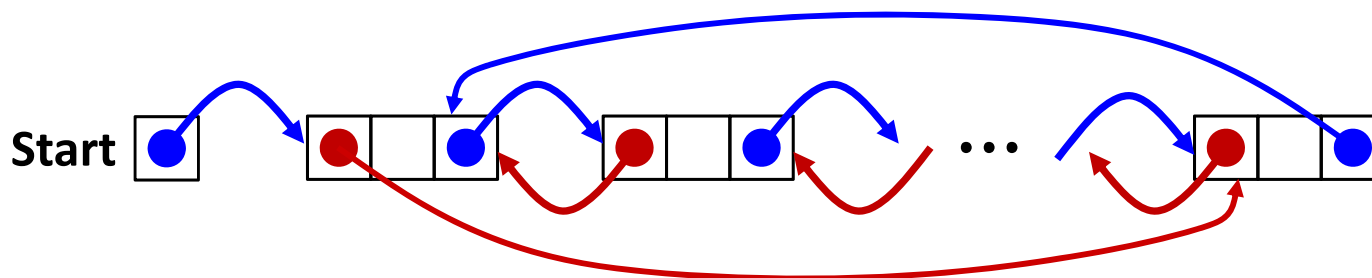
Doubly-Linked Lists

❖ Linear



- Needs head/root pointer
- First node prev pointer is NULL
- Last node next pointer is NULL
- Good for first-fit, best-fit


❖ Circular



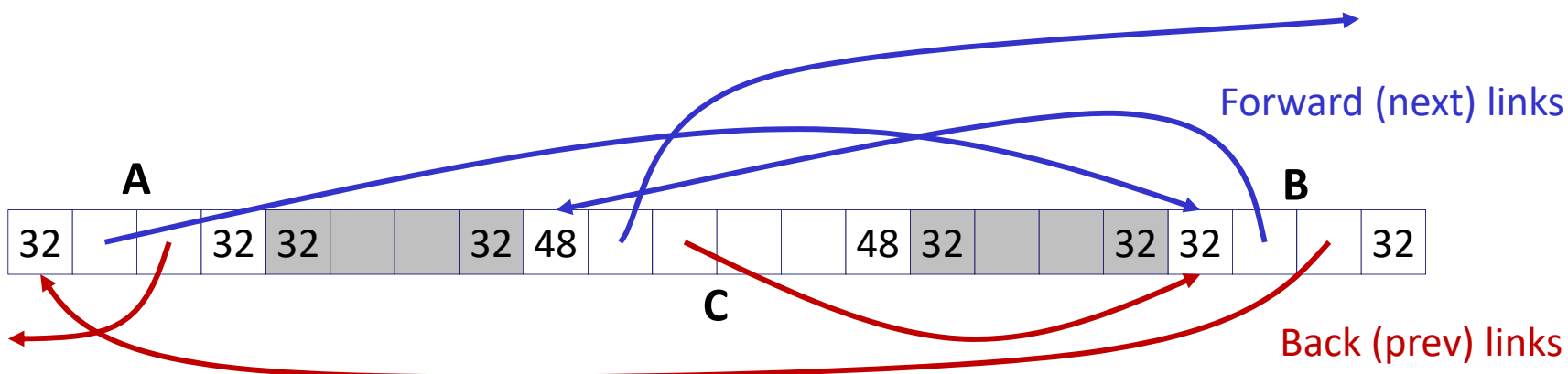
- Still have pointer to tell you which node to start with
- No NULL pointers (term condition is back at starting point)
- Good for next-fit, best-fit

Explicit Free Lists

- ❖ **Logically:** doubly-linked list

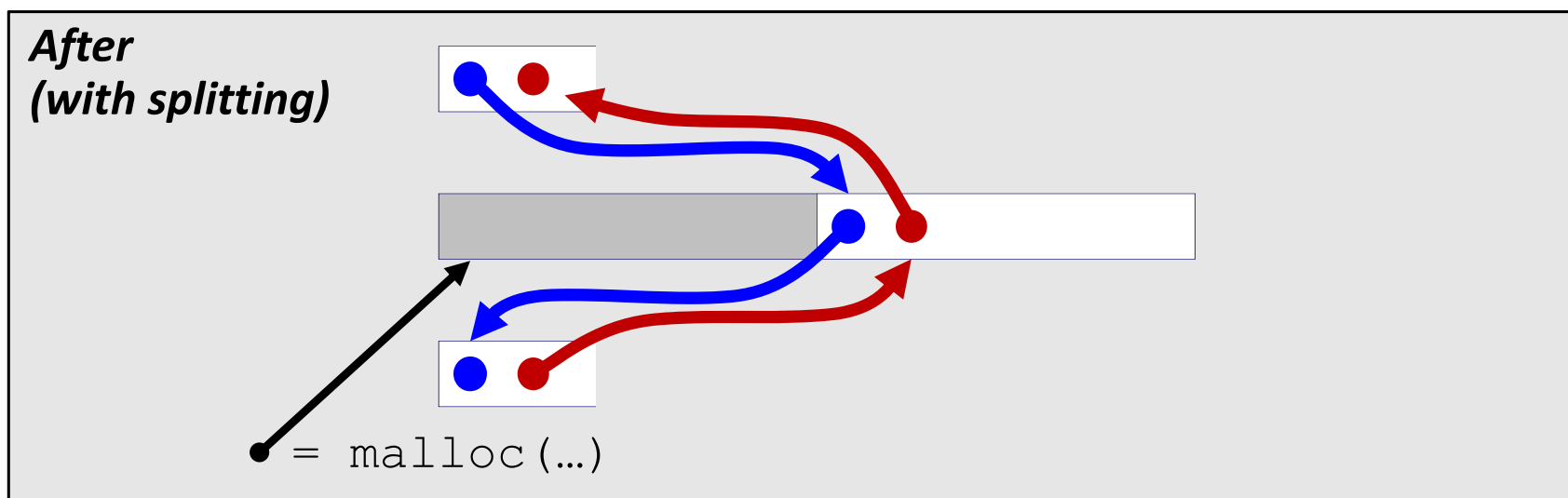
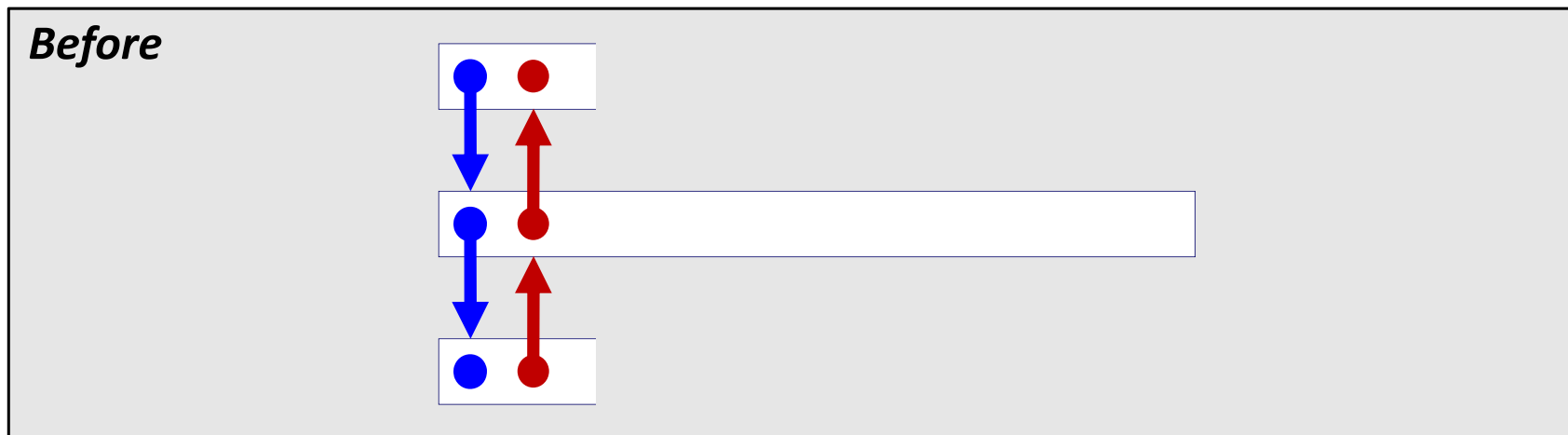


- ❖ **Physically:** blocks can be in any order



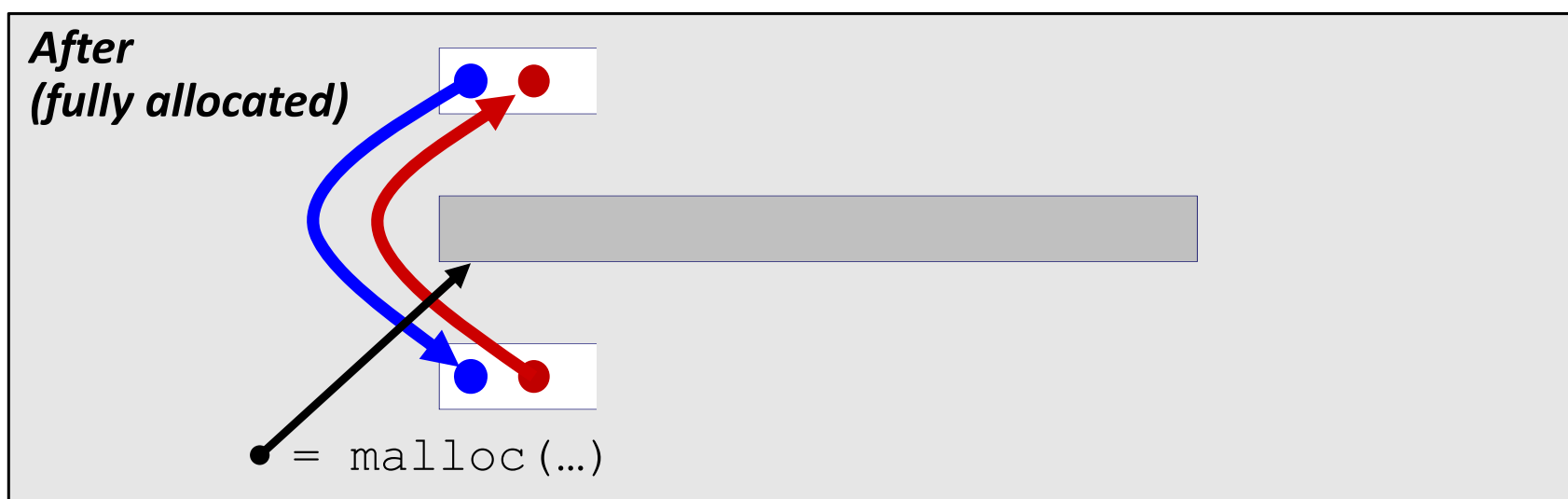
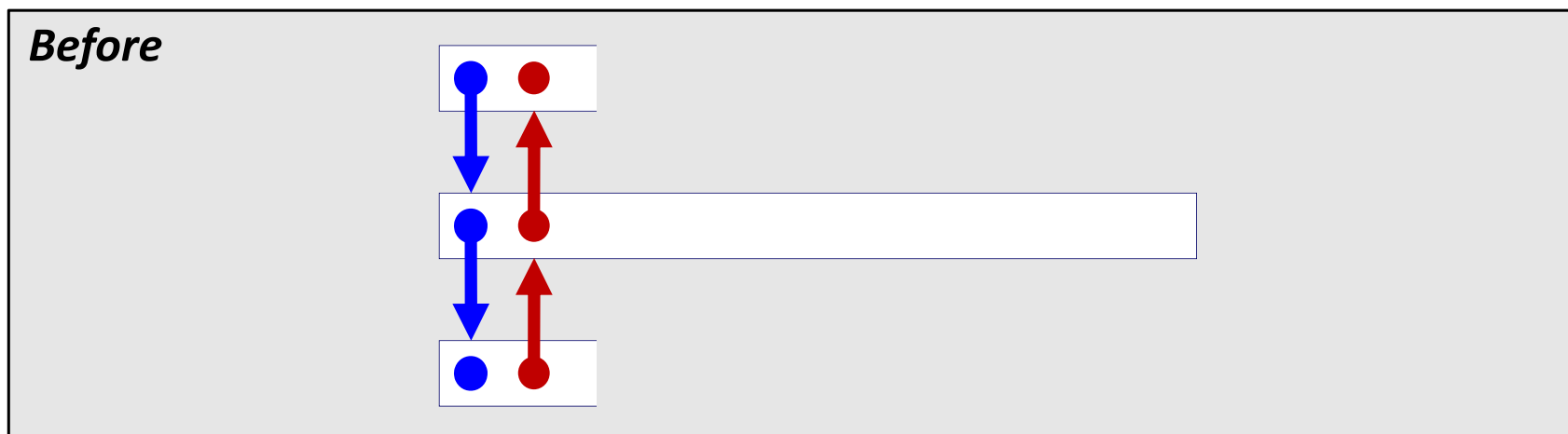
Allocating From Explicit Free Lists

Note: These diagrams are not very specific about where inside a block a pointer points. In reality we would always point to one place (e.g. start/header of a block).



Allocating From Explicit Free Lists

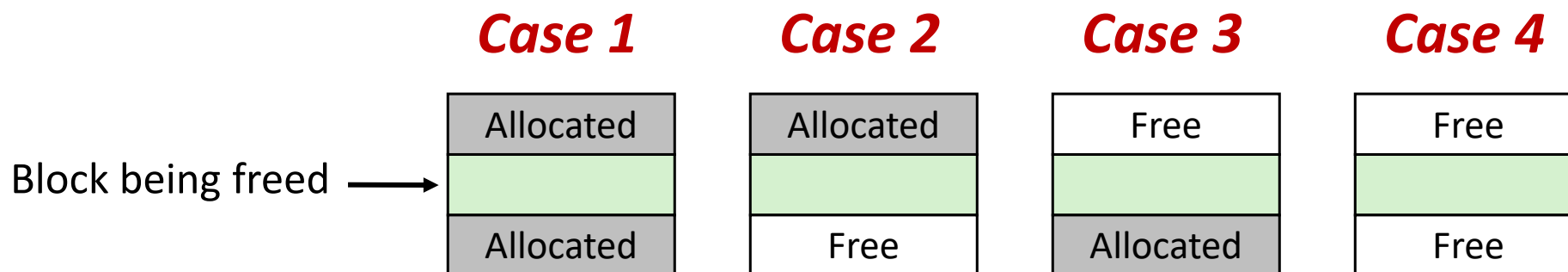
Note: These diagrams are not very specific about where inside a block a pointer points. In reality we would always point to one place (e.g. start/header of a block).



Freeing With Explicit Free Lists

- ❖ *Insertion policy*: Where in the free list do you put the newly freed block?
 - **LIFO (last-in-first-out) policy**
 - Insert freed block at the beginning (head) of the free list
 - Pro: simple and constant time
 - Con: studies suggest fragmentation is worse than the alternative
 - **Address-ordered policy**
 - Insert freed blocks so that free list blocks are always in address order:
 $address(previous) < address(current) < address(next)$
 - Con: requires linear-time search
 - Pro: studies suggest fragmentation is better than the alternative

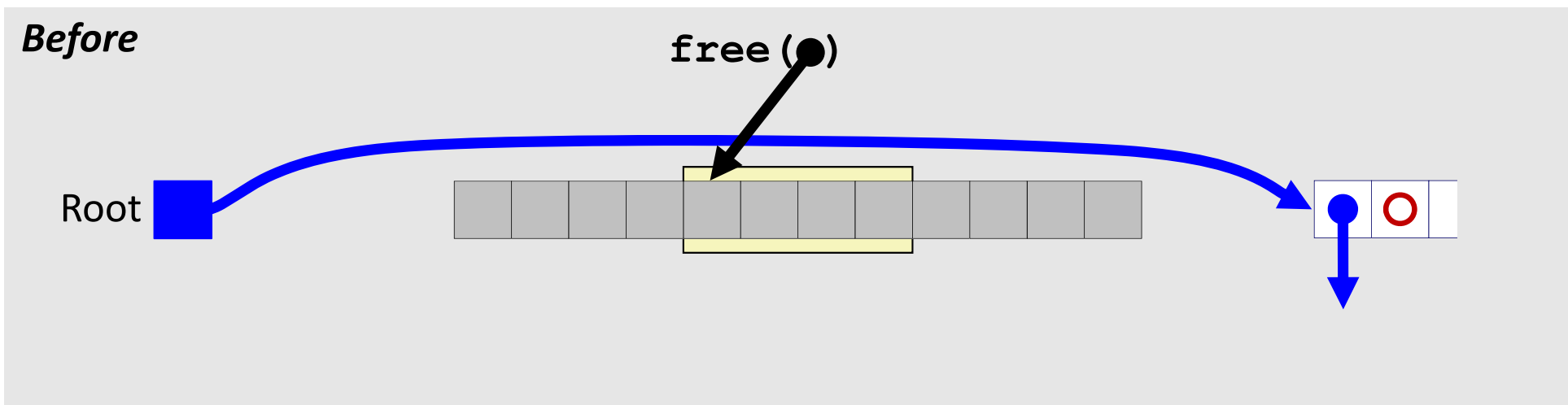
Coalescing in Explicit Free Lists



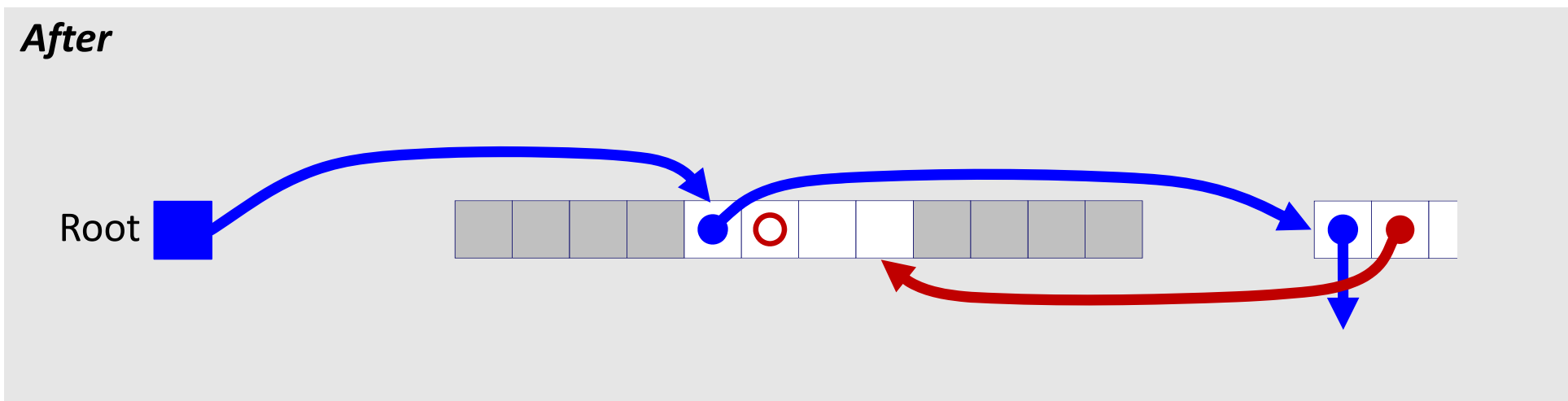
- ❖ Neighboring free blocks are *already part of the free list*
 - 1) Remove old block from free list
 - 2) Create new, larger coalesced block
 - 3) Add new block to free list (insertion policy)
- ❖ How do we tell if a neighboring block is free?

Freeing with LIFO Policy (Case 1)

Boundary tags not shown, but don't forget about them!

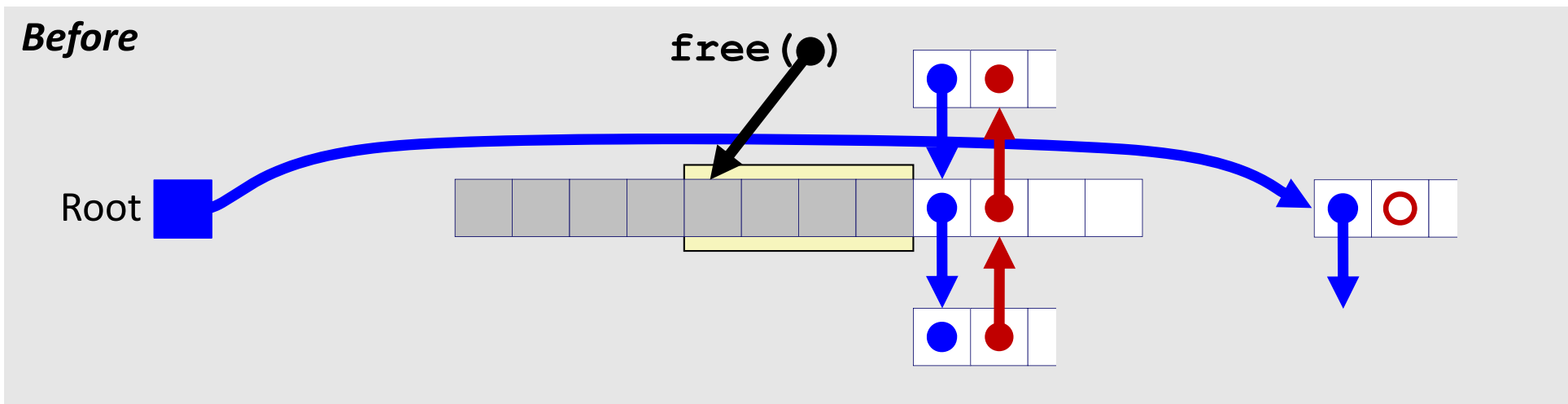


❖ Insert the freed block at the root of the list

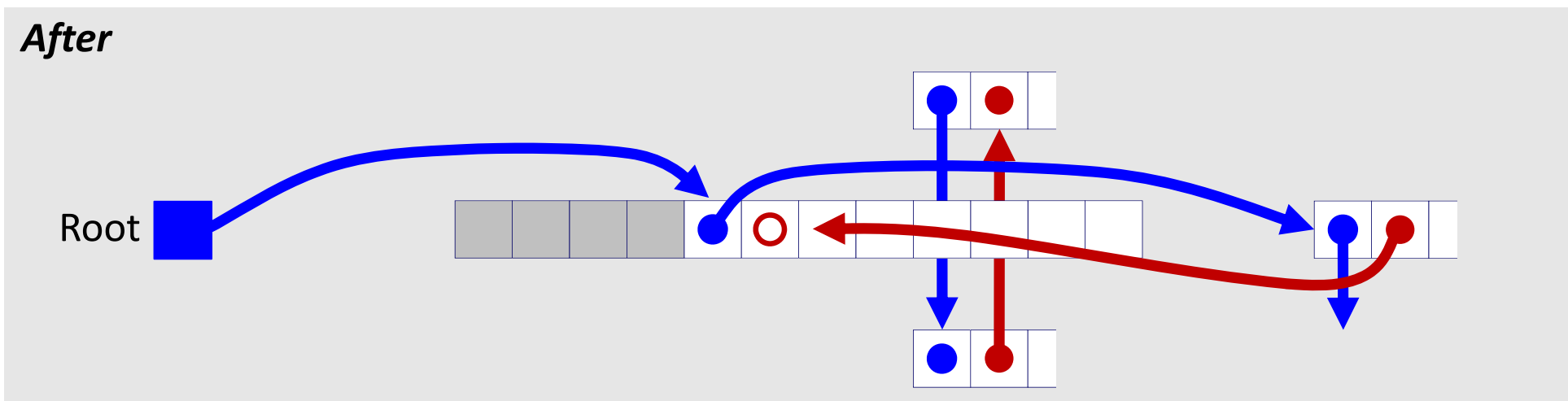


Freeing with LIFO Policy (Case 2)

Boundary tags not shown, but don't forget about them!

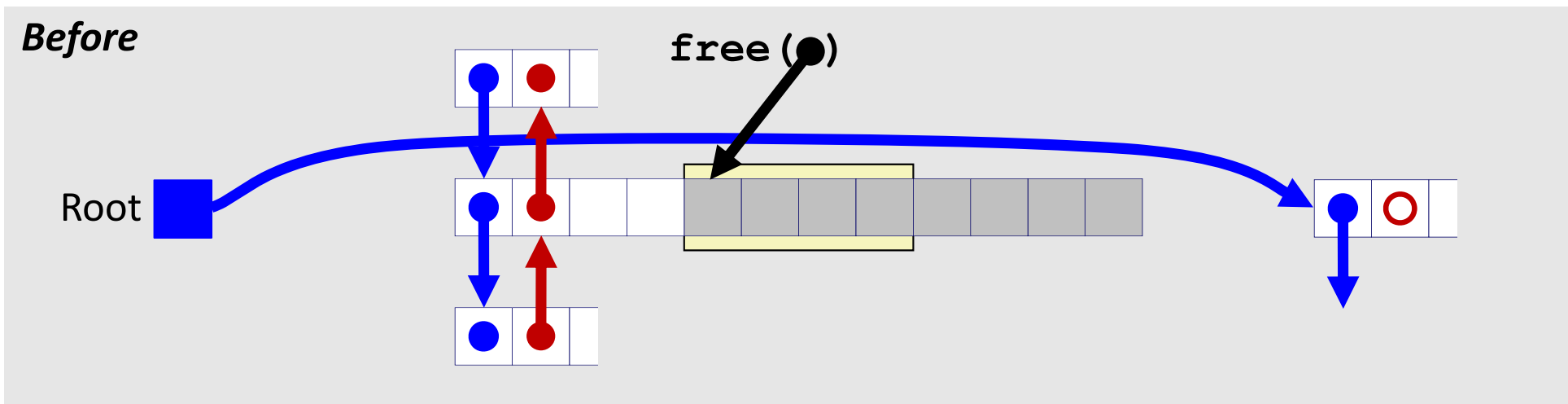


- ❖ Splice successor block out of list, coalesce both memory blocks, and insert the new block at the root of the list

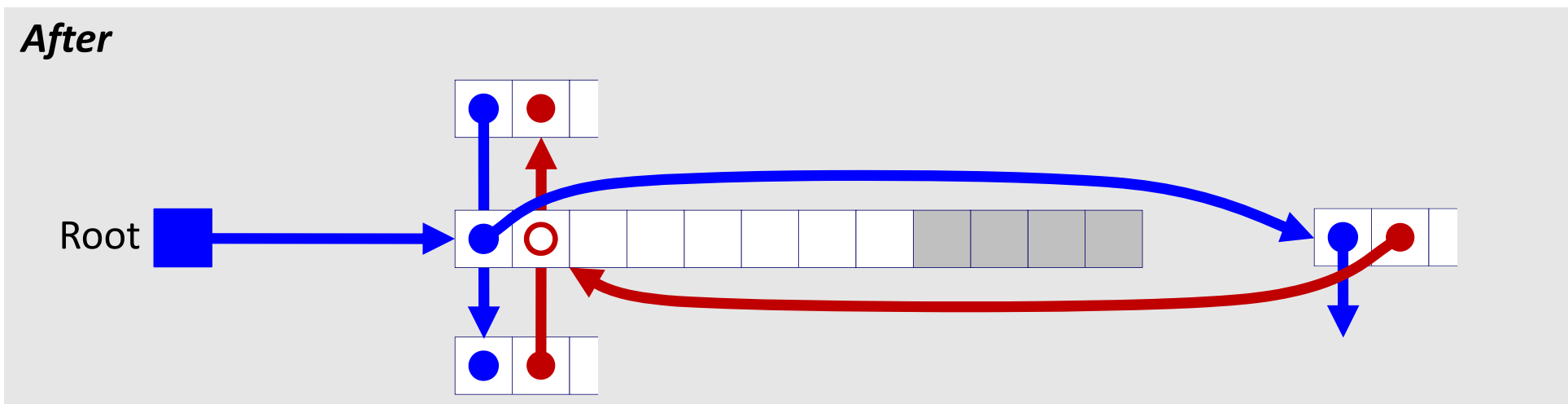


Freeing with LIFO Policy (Case 3)

Boundary tags not shown, but don't forget about them!

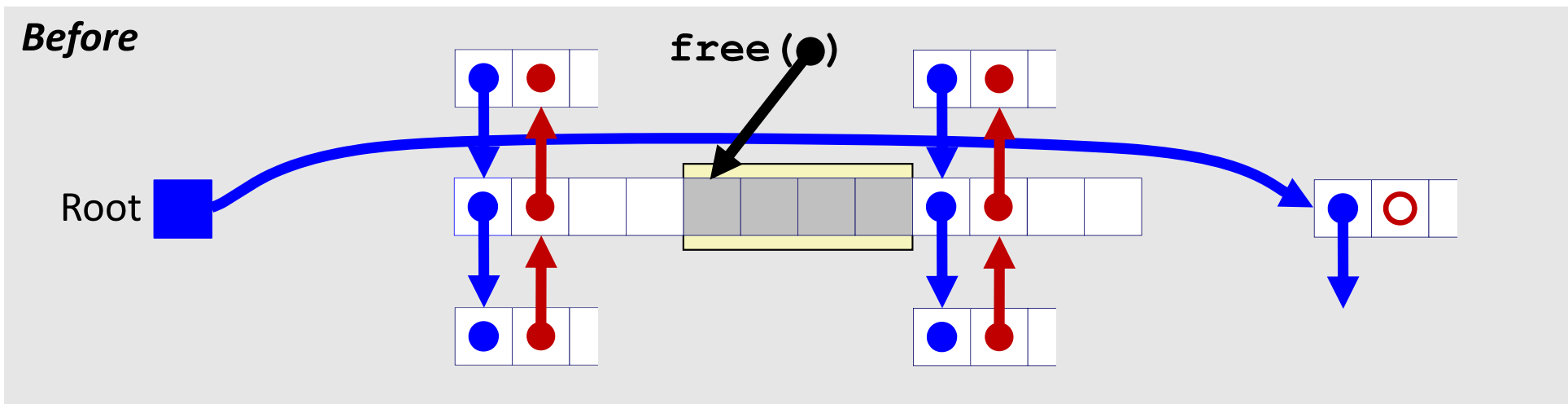


- ❖ Splice predecessor block out of list, coalesce both memory blocks, and insert the new block at the root of the list

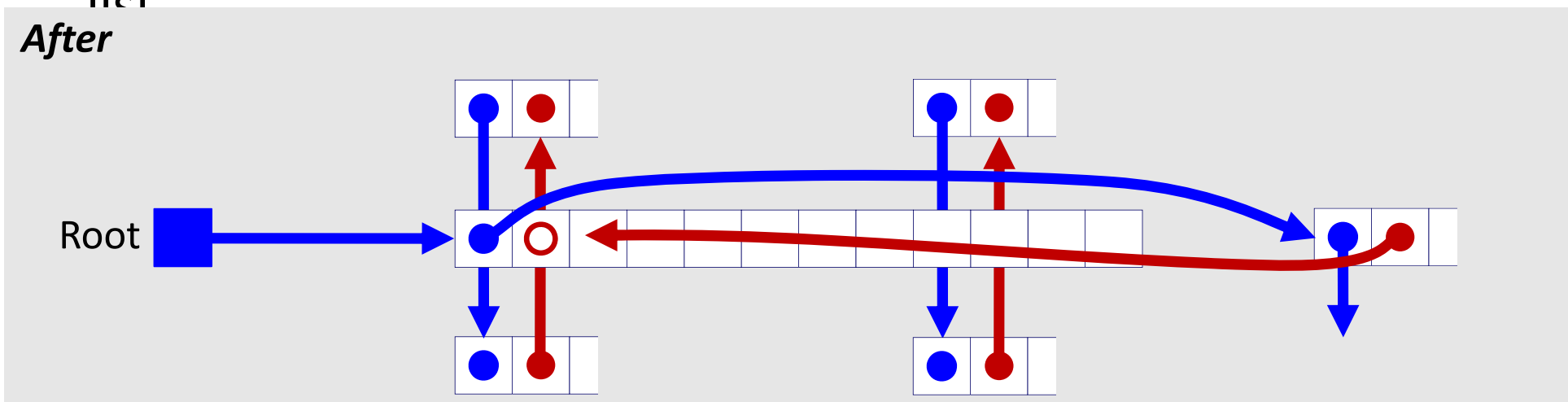


Freeing with LIFO Policy (Case 4)

Boundary tags not shown, but don't forget about them!

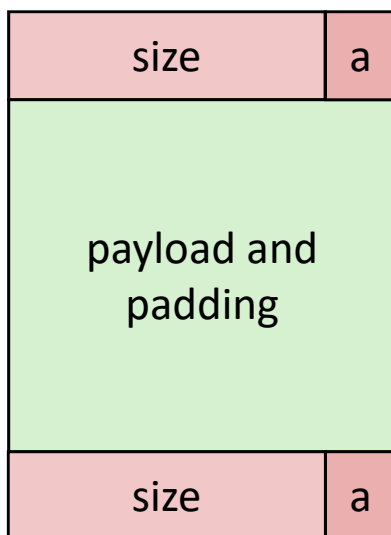


- ❖ Splice predecessor and successor blocks out of list, coalesce all 3 memory blocks, and insert the new block at the root of the list



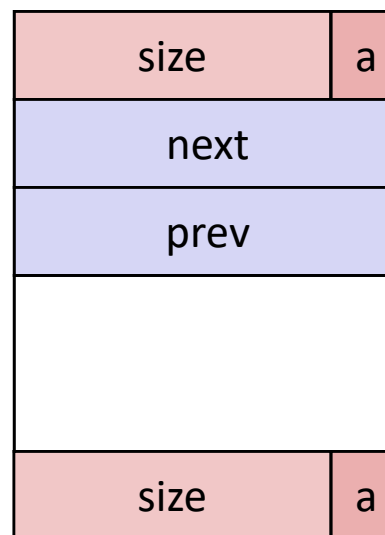
Do we always need the boundary tags?

Allocated block:



(same as implicit free list)

Free block:



❖ Lab 5 suggests no...

Explicit List Summary

- ❖ Comparison with implicit list:
 - Block allocation is linear time in number of *free* blocks instead of *all* blocks
 - *Much faster* when most of the memory is full
 - Slightly more complicated allocate and free since we need to splice blocks in and out of the list
 - Some extra space for the links (2 extra pointers needed for each free block)
 - Increases minimum block size, leading to more internal fragmentation

- ❖ Most common use of explicit lists is in conjunction with *segregated free lists*
 - Keep multiple linked lists of different size classes, or possibly for different types of objects

BONUS SLIDES

The following slides are about the **SegList Allocator**, for those curious. You will NOT be expected to know this material.

SegList Allocator

- ❖ Have an array of free lists for various size classes
- ❖ To allocate a block of size n :
 - Search appropriate free list for block of size $m \geq n$
 - If an appropriate block is found:
 - [Optional] Split block and place free fragment on appropriate list
 - If no block is found, try the next larger class
 - Repeat until block is found
- ❖ If no block is found:
 - Request additional heap memory from OS (using `sbrk`)
 - Place remainder of additional heap memory as a single free block in appropriate size class

SegList Allocator

- ❖ Have an array of free lists for various size classes
- ❖ To free a block:
 - Mark block as free
 - Coalesce (if needed)
 - Place on appropriate class list

SegList Advantages

- ❖ Higher throughput
 - Search is log time for power-of-two size classes
- ❖ Better memory utilization
 - First-fit search of seglist approximates a best-fit search of entire heap
 - *Extreme case*: Giving every block its own size class is no worse than best-fit search of an explicit list
 - Don't need to use space for block size for the fixed-size classes