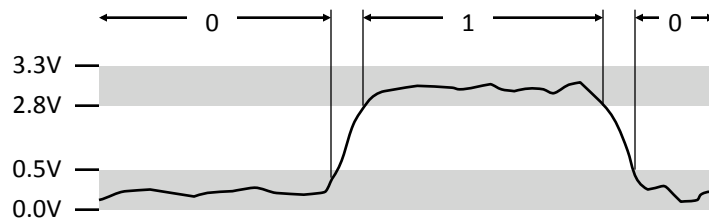


Today's topics

- Memory and its bits, bytes, and integers
- Representing information as bits
- Bit-level manipulations
 - Boolean algebra
 - Boolean algebra in C

Binary Representations

- Base 2 number representation
 - Represent 351_{10} as 0000000101011111_2 or 101011111_2
 - Represent 3.6_{10} as $11.1001100110011001[1001]..._2$
 - Represent $3.51 * 10^2$ as $1.01011111_2 * 2^8$
- Electronic implementation
 - Easy to store with bi-stable elements
 - Reliably transmitted on noisy and inaccurate wires



Encoding Byte Values

- **Binary** 00000000_2 -- 11111111_2
 - Byte = 8 bits (binary digits)
- **Decimal** 0_{10} -- 255_{10}
- **Hexadecimal** 00_{16} -- FF_{16}
 - Byte = 2 hexadecimal (hex) or base 16 digits
 - Base-16 number representation
 - Use characters '0' to '9' and 'A' to 'F'
 - Write $FA1D37B_{16}$ in C
 - as `0xFA1D37B` or `0xfa1d37b`

| Hex | Decimal | Binary |
|-----|---------|--------|
| 0 | 0 | 0000 |
| 1 | 1 | 0001 |
| 2 | 2 | 0010 |
| 3 | 3 | 0011 |
| 4 | 4 | 0100 |
| 5 | 5 | 0101 |
| 6 | 6 | 0110 |
| 7 | 7 | 0111 |
| 8 | 8 | 1000 |
| 9 | 9 | 1001 |
| A | 10 | 1010 |
| B | 11 | 1011 |
| C | 12 | 1100 |
| D | 13 | 1101 |
| E | 14 | 1110 |
| F | 15 | 1111 |

Byte-Oriented Memory Organization



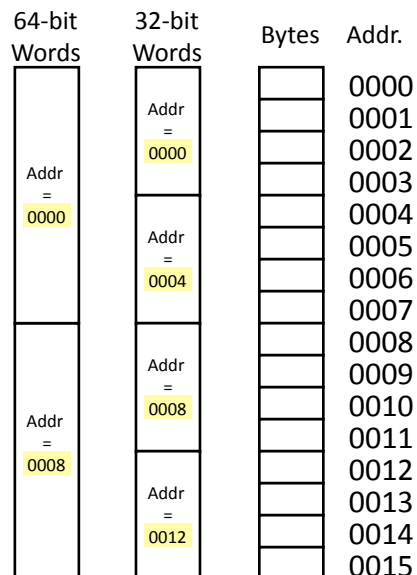
- **Programs refer to addresses**
 - Conceptually, a very large array of bytes
 - Actually implemented with hierarchy of different memory types (later...)
 - System provides an address space private to each "process"
 - Process = program being executed + its data + its "state"
 - Program can clobber its own data, but not that of others
 - Clobbering code or "state" often leads to crashes (or security holes)
- **Compiler + run-time system control memory allocation**
 - Where different program objects should be stored
 - All allocation within a single address space

Machine Words

- **Machine has a “word size”**
 - Nominal size of integer-valued data
 - Including addresses
 - Most current machines use 32 bits (4 bytes) words
 - Limits addresses to 4GB
 - Becoming too small for memory-intensive applications
 - High-end systems use 64 bits (8 bytes) words
 - Potential address space $\approx 1.8 \times 10^{19}$ bytes
 - x86-64 machines support 48-bit addresses: 256 Terabytes
 - Can't be real physical addresses -> virtual addresses
 - Machines support multiple data formats
 - Fractions or multiples of word size
 - Always integral number of bytes

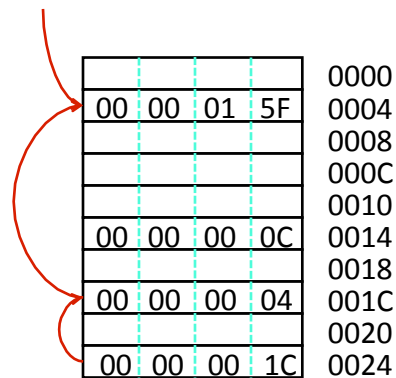
Word-Oriented Memory Organization

- **Addresses specify locations of bytes in memory**
 - Address of first byte in word
 - Addresses of successive words differ by 4 (32-bit) or 8 (64-bit)



Addresses and Pointers

- Address is a location in memory
- Pointer is a data object that contains an address
- Address 0004 stores the value 351 (or $15F_{16}$)
- Pointer to address 0004 stored at address 001C
- Pointer to a pointer in 0024
- Address 0014 stores the value 12
 - Is it a pointer?



Data Representations

■ Sizes of objects (in bytes)

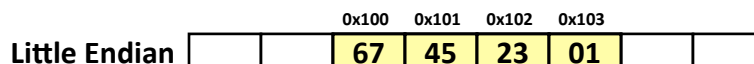
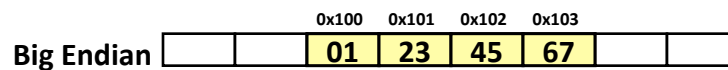
| Java Data Type | C Data Type | Typical 32-bit | x86-64 |
|----------------|-------------|----------------|--------|
| ▪ boolean | <i>bool</i> | 1 | 1 |
| ▪ byte | char | 1 | 1 |
| ▪ char | | 2 | 2 |
| ▪ short | short int | 2 | 2 |
| ▪ int | int | 4 | 4 |
| ▪ float | float | 4 | 4 |
| ▪ long | long int | 4 | 8 |
| ▪ double | double | 8 | 8 |
| ▪ | long long | 8 | 8 |
| ▪ | long double | 8 | 16 |
| ▪ (reference) | pointer * | 4 | 8 |

Byte Ordering

- How should bytes within multi-byte word be ordered in memory?
- Conventions
 - Big-endian: Sun, PPC Mac, Internet
 - Least significant byte has highest address
 - Little-endian: x86
 - Least significant byte has lowest address

Byte Ordering Example

- Big-Endian
 - Least significant byte has highest address
- Little-Endian
 - Least significant byte has lowest address
- Example
 - Variable has 4-byte representation $0x01234567$
 - Address of variable is $0x100$



Reading Byte-Reversed Listings

■ Disassembly

- Text representation of binary machine code
- Generated by program that reads the machine code

■ Example instruction in memory

- add value 0x12ab to register 'ebx' (*a special location in CPU's memory*)

| Address | Instruction Code | Assembly Rendition |
|----------|-------------------|--------------------|
| 8048366: | 81 c3 ab 12 00 00 | add \$0x12ab,%ebx |

Deciphering numbers

- Value: 0x12ab
- Pad to 32 bits: 0x000012ab
- Split into bytes: 00 00 12 ab
- Reverse (little-endian): ab 12 00 00

Addresses and Pointers in C

& = 'address of value'
 * = 'value at address'
 or 'de-reference'

*(&x) is equivalent to x

■ Pointer declarations use *

- `int * ptr; int x, y; ptr = &x;`
- Declares a variable ptr that is a pointer to a data item that is an integer
- Declares integer values named x and y
- Assigns ptr to point to the address where x is stored

■ We can do arithmetic on pointers

- `ptr = ptr + 1;` // really adds 4 (because an integer uses 4 bytes)
- Changes the value of the pointer so that it now points to the next data item in memory (that may be y, may not – dangerous!)

■ To use the value pointed to by a pointer we use de-reference

- `y = *ptr + 1;` is the same as `y = x + 1;`
- But, if `ptr = &y` then `y = *ptr + 1;` is the same as `y = y + 1;`
- `*ptr` is the value stored at the location to which the pointer ptr is pointing

Arrays

- **Arrays represent adjacent locations in memory storing the same type of data object**
 - E.g., `int big_array[128];`
allocated 400 adjacent locations in memory starting at `0x00ff0000`
- **Pointers to arrays point to a certain type of object**
 - E.g., `int * array_ptr;`
`array_ptr = big_array;`
`array_ptr = &big_array[0];`
`array_ptr = &big_array[3];`
`array_ptr = &big_array[0] + 3;`
`array_ptr = big_array + 3;`
`*array_ptr = *array_ptr + 1;`
`array_ptr = &big_array[130];`
 - In general: `&big_array[i]` is the same as `(big_array + i)`
 - *which implicitly computes: `&bigarray[0] + i*sizeof(bigarray[0]);`*

General rules for C

- **Left-hand-side = right-hand-side**
 - LHS must evaluate to a memory LOCATION
 - RHS must evaluate to a VALUE (could be an address)
- **E.g., x at location 0x04, y at 0x18**
 - `int x, y;`
`x = y; // get value at y and put it in x`
 - `int * x; int y;`
`x = &y + 3; // get address of y add 12`
 - `int * x; int y;`
`*x = y; // value of y to location x points`

| | | | | |
|----|----|----|----|------|
| | | | | 0000 |
| 00 | 00 | 00 | 5C | 0004 |
| | | | | 0008 |
| | | | | 000C |
| | | | | 0010 |
| | | | | 0014 |
| 00 | 27 | D0 | 3C | 0018 |
| | | | | 001C |
| | | | | 0020 |
| 00 | 00 | 00 | 3C | 0024 |

Examining Data Representations

- Code to print byte representation of data
 - Casting pointer to `unsigned char *` creates byte array

```
typedef unsigned char *pointer;

void show_bytes(pointer start, int len)
{
    int i;
    for (i = 0; i < len; i++)
        printf("0x%p\t0x%.2x\n", start+i, start[i]);
    printf("\n");
}
```

```
void show_int (int x)
{
    show_bytes( (pointer) &x, sizeof(int));
}
```

Some printf directives:
 %p: Print pointer
 %x: Print hexadecimal
 "\n": New line

show_bytes Execution Example

```
int a = 12345; // represented as 0x00003039
printf("int a = 12345;\n");
show_int(a); // show_bytes((pointer) &a, sizeof(int));
```

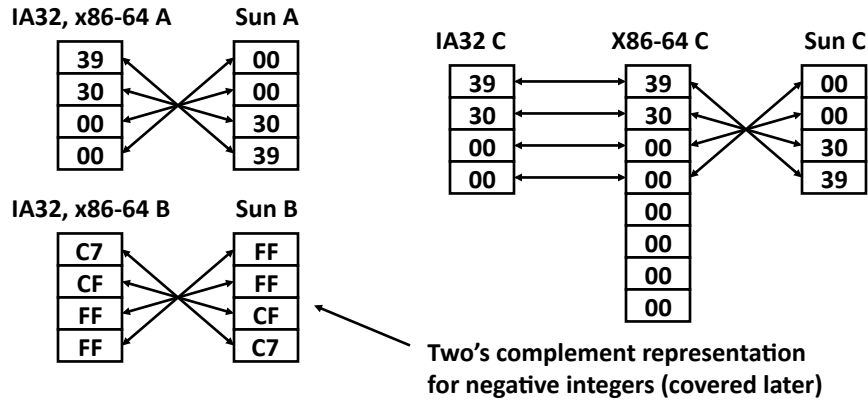
Result (Linux):

```
int a = 12345;
0x11ffffcb8    0x39
0x11ffffcb9    0x30
0x11ffffcba    0x00
0x11ffffcbb    0x00
```


Representing Integers

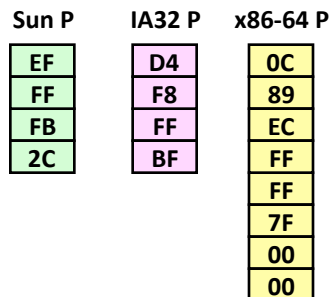
- `int A = 12345;`
- `int B = -12345;`
- `long int C = 12345;`

Decimal: 12345
 Binary: 0011 0000 0011 1001
 Hex: 3 0 3 9



Representing Pointers

- `int B = -12345;`
- `int *P = &B;`



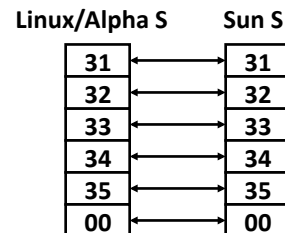
Different compilers & machines assign different locations to objects

Representing Strings

```
char S[6] = "12345";
```

■ Strings in C

- Represented by array of characters
- Each character encoded in ASCII format
 - Standard 7-bit encoding of character set
 - Fits into 8 bits with a leading 0
 - Character "0" has code 0×30
 - Digit i has code $0 \times 30 + i$
- String should be null-terminated
 - Final character = 0x00



■ Compatibility

- Byte ordering not an issue

■ Unicode characters – up to 4 bytes/character

- ASCII codes still work (leading 0 bit) but can support the many characters in all languages in the world
- Java and C have libraries for Unicode (Java commonly uses 2 bytes/char)

Boolean Algebra

■ Developed by George Boole in 19th Century

- Algebraic representation of logic
 - Encode "True" as 1 and "False" as 0
- AND: $A \& B = 1$ when both A is 1 and B is 1
- OR: $A | B = 1$ when either A is 1 or B is 1
- XOR: $A \wedge B = 1$ when either A is 1 or B is 1, but not both
- NOT: $\sim A = 1$ when A is 0 and vice-versa
- DeMorgan's Law: $\sim(A | B) = \sim A \& \sim B$

| | | | |
|---|--|---|---|
| & | | 0 | 1 |
| 0 | | 0 | 0 |
| 1 | | 0 | 1 |

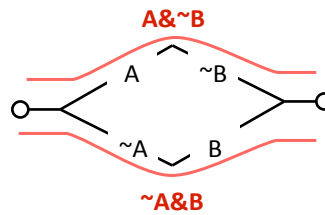
| | | | |
|---|--|---|---|
| | | 0 | 1 |
| 0 | | 0 | 1 |
| 1 | | 1 | 1 |

| | | | |
|---|--|---|---|
| ^ | | 0 | 1 |
| 0 | | 0 | 1 |
| 1 | | 1 | 0 |

| | | |
|---|--|---|
| ~ | | |
| 0 | | 1 |
| 1 | | 0 |

Application of Boolean Algebra

- Applied to digital systems by Claude Shannon
 - 1937 MIT Masters Thesis
 - Reason about networks of relay switches
 - Encode closed switch as 1, open switch as 0



Connection when:
 $A \& \sim B \mid \sim A \& B = A \wedge B$

General Boolean Algebras

- Operate on bit vectors
 - Operations applied bitwise

| | | | |
|-----------------------|-------------------|-------------------|-------------------|
| 01101001 | 01101001 | 01101001 | 01101001 |
| <u>& 01010101</u> | <u> 01010101</u> | <u>^ 01010101</u> | <u>~ 01010101</u> |
| 01000001 | 01111101 | 00111100 | 10101010 |

- All of the properties of Boolean algebra apply

| |
|-------------------|
| 01010101 |
| <u>^ 01010101</u> |
| 00000000 |

Representing & Manipulating Sets

■ Representation

- Width w bit vector represents subsets of $\{0, \dots, w-1\}$

- $a_j = 1$ if $j \in A$

```
01101001           {0, 3, 5, 6}
 76543210
```

```
01010101           {0, 2, 4, 6}
 76543210
```

■ Operations

- & Intersection 01000001 {0, 6}
- | Union 01111101 {0, 2, 3, 4, 5, 6}
- ^ Symmetric difference 00111100 {2, 3, 4, 5}
- ~ Complement 10101010 {1, 3, 5, 7}

Bit-Level Operations in C

■ Operations &, |, ^, ~ are available in C

- Apply to any "integral" data type
 - long, int, short, char, unsigned
- View arguments as bit vectors
- Arguments applied bit-wise

■ Examples (char data type)

- $\sim 0x41 \rightarrow 0xBE$
 $\sim 01000001_2 \rightarrow 10111110_2$
- $\sim 0x00 \rightarrow 0xFF$
 $\sim 00000000_2 \rightarrow 11111111_2$
- $0x69 \& 0x55 \rightarrow 0x41$
 $01101001_2 \& 01010101_2 \rightarrow 01000001_2$
- $0x69 | 0x55 \rightarrow 0x7D$
 $01101001_2 | 01010101_2 \rightarrow 01111101_2$

Contrast: Logic Operations in C

■ Contrast to logical operators

- `&&`, `||`, `!`
 - View 0 as “False”
 - Anything nonzero as “True”
 - Always return 0 or 1
 - Early termination

■ Examples (char data type)

- `!0x41 --> 0x00`
- `!0x00 --> 0x01`
- `!!0x41 --> 0x01`

- `0x69 && 0x55 --> 0x01`
- `0x69 || 0x55 --> 0x01`
- `p && *p++` (avoids null pointer access, null pointer = `0x00000000`)