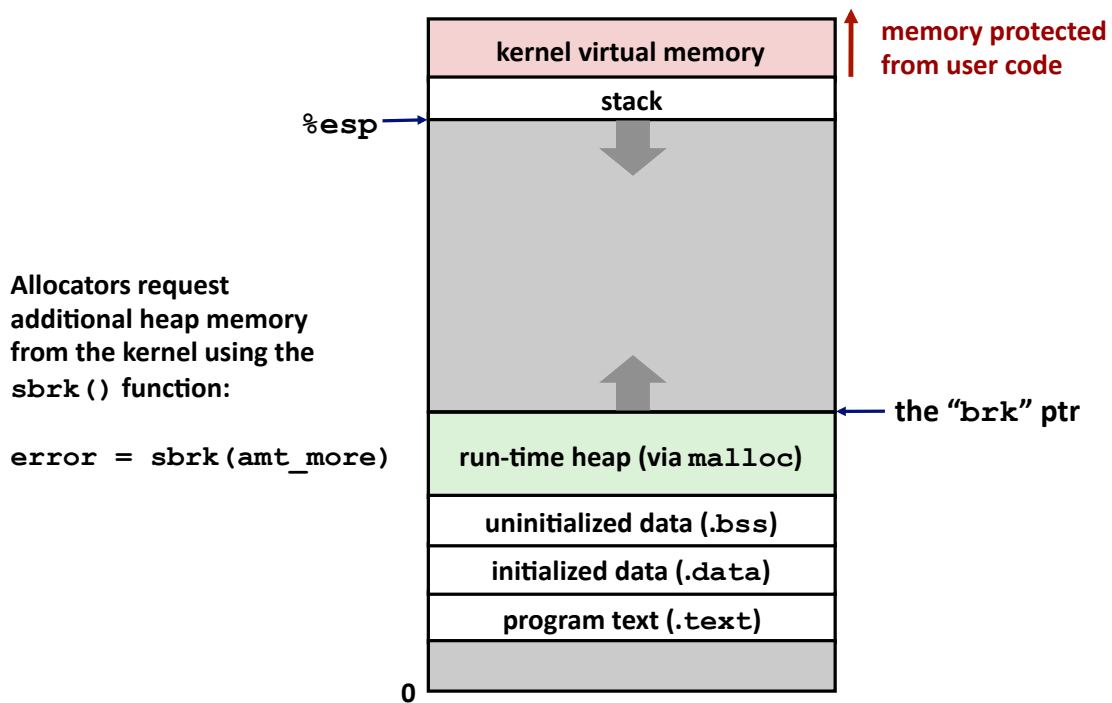


Today

- **Dynamic memory allocation**
 - Size of data structures may only be known at run time
 - Need to allocate space on the heap
 - Need to de-allocate (free) unused memory so it can be re-allocated
- **Implementation**
 - Implicit free lists
 - Explicit free lists – subject of next programming assignment
 - Segregated free lists
- **Garbage collection**
- **Common memory-related bugs in C programs**

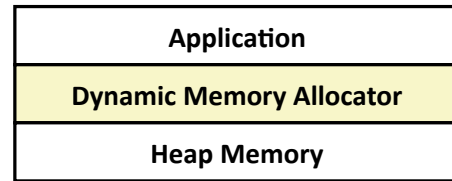
Process Memory Image



Dynamic Memory Allocation

■ Memory allocator?

- VM hardware and kernel allocate pages
- Application objects are typically smaller
- Allocator manages objects within pages



■ Explicit vs. Implicit Memory Allocator

- **Explicit:** application allocates and frees space
 - In C: `malloc()` and `free()`
- **Implicit:** application allocates, but does not free space
 - In Java, ML, Lisp: garbage collection

■ Allocation

- A memory allocator doles out memory blocks to application
- A “block” is a contiguous range of bytes of the appropriate size

Malloc Package

■ `#include <stdlib.h>`

■ `void *malloc(size_t size)`

- Successful:
 - Returns a pointer to a memory block of at least `size` bytes (typically) aligned to 8-byte boundary
 - If `size == 0`, returns NULL
- Unsuccessful: returns NULL (0) and sets `errno` (a global variable)

■ `void free(void *p)`

- Returns the block pointed at by `p` to the pool of available memory
- `p` must come from a previous call to `malloc` or `realloc`

■ `void *realloc(void *p, size_t size)`

- Changes size of block `p` and returns pointer to new block
- Contents of new block unchanged up to min of old and new size
- Old block has been `free`'d (logically, if `new != old`)

Malloc Example

```

void foo(int n, int m) {
    int i, *p;

    /* allocate a block of n ints */
    p = (int *)malloc(n * sizeof(int));
    if (p == NULL) {
        perror("malloc");
        exit(0);
    }
    for (i=0; i<n; i++) p[i] = i;

    /* add m bytes to end of p block */
    if ((p = (int *)realloc(p, (n+m) * sizeof(int))) == NULL) {
        perror("realloc");
        exit(0);
    }
    for (i=n; i < n+m; i++) p[i] = i;

    /* print new array */
    for (i=0; i<n+m; i++)
        printf("%d\n", p[i]);

    free(p); /* return p to available memory pool */
}

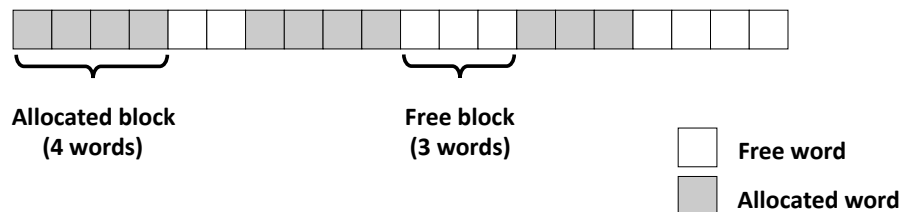
```

CSE351 - Autumn 2010

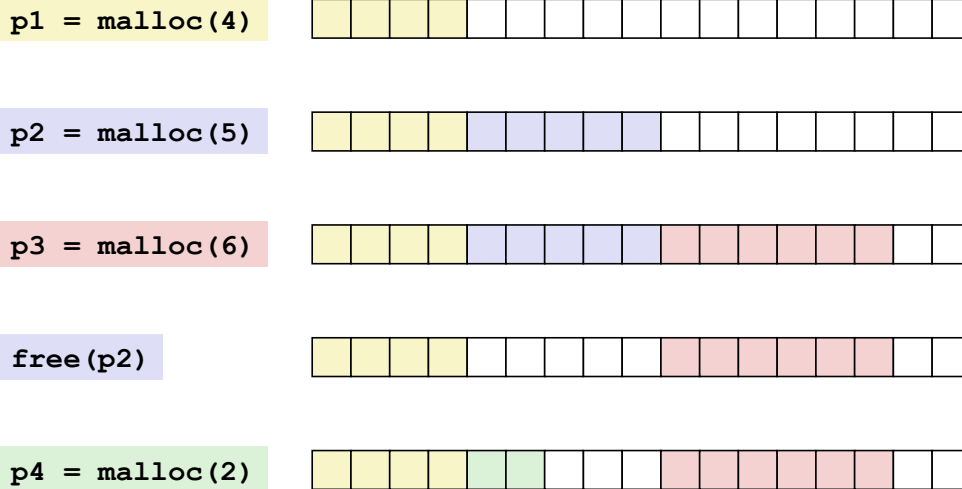
5

Assumptions Made in This Lecture

- Memory is word addressed (each word can hold a pointer)



Allocation Example



Constraints

■ Applications

- Can issue arbitrary sequence of `malloc()` and `free()` requests
- `free()` requests must be to a `malloc()`'d block

■ Allocators

- Can't control number or size of allocated blocks
- Must respond immediately to `malloc()` requests
 - *i.e.*, can't reorder or buffer requests
- Must allocate blocks from free memory
 - *i.e.*, can only place allocated blocks in free memory
- Must align blocks so they satisfy all alignment requirements
 - 8 byte alignment for GNU `malloc` (`libc malloc`) on Linux boxes
- Can manipulate and modify only free memory
- Can't move the allocated blocks once they are `malloc()`'d
 - *i.e.*, compaction is not allowed

Performance Goal: Throughput

- Given some sequence of `malloc` and `free` requests:
 - $R_0, R_1, \dots, R_k, \dots, R_{n-1}$
- Goals: maximize throughput and peak memory utilization
 - These goals are often conflicting
- Throughput:
 - Number of completed requests per unit time
 - Example:
 - 5,000 `malloc()` calls and 5,000 `free()` calls in 10 seconds
 - Throughput is 1,000 operations/second
 - *How to do `malloc()` and `free()` in $O(1)$? What's the problem?*

Performance Goal: Peak Memory Utilization

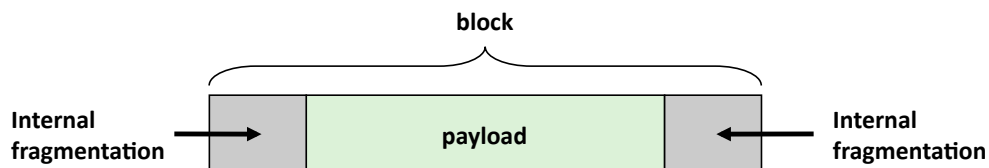
- Given some sequence of `malloc` and `free` requests:
 - $R_0, R_1, \dots, R_k, \dots, R_{n-1}$
- **Def: Aggregate payload P_k**
 - `malloc(p)` results in a block with a *payload* of `p` bytes
 - After request R_k has completed, the *aggregate payload* P_k is the sum of currently allocated payloads
 - all `malloc()`'d stuff minus all `free()`'d stuff
- **Def: Current heap size = H_k**
 - Assume H_k is monotonically nondecreasing
 - Allocator can increase size of heap using `sbrk()`
- **Def: Peak memory utilization after k requests**
 - $U_k = (\max_{i < k} P_i) / H_k$

Fragmentation

- Poor memory utilization caused by *fragmentation*
 - *internal* fragmentation
 - *external* fragmentation

Internal Fragmentation

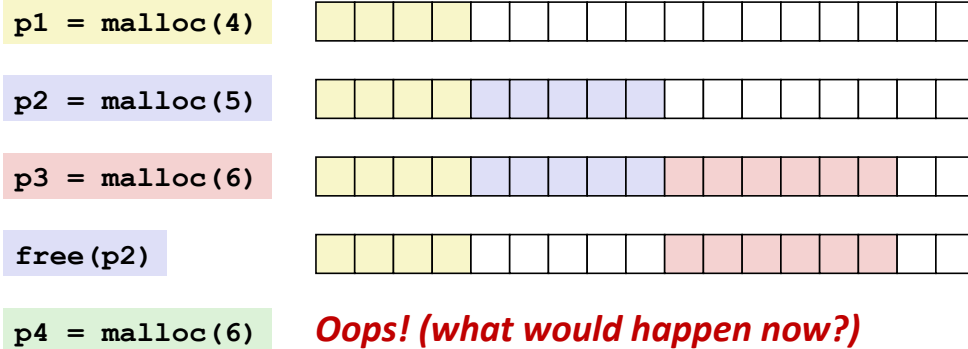
- For a given block, *internal fragmentation* occurs if payload is smaller than block size



- **Caused by**
 - overhead of maintaining heap data structures
 - padding for alignment purposes
 - explicit policy decisions (e.g., to return a big block to satisfy a small request)
- **Depends only on the pattern of *previous* requests**
 - thus, easy to measure

External Fragmentation

- Occurs when there is enough aggregate heap memory, but no single free block is large enough



- Depends on the pattern of future requests
 - Thus, difficult to measure

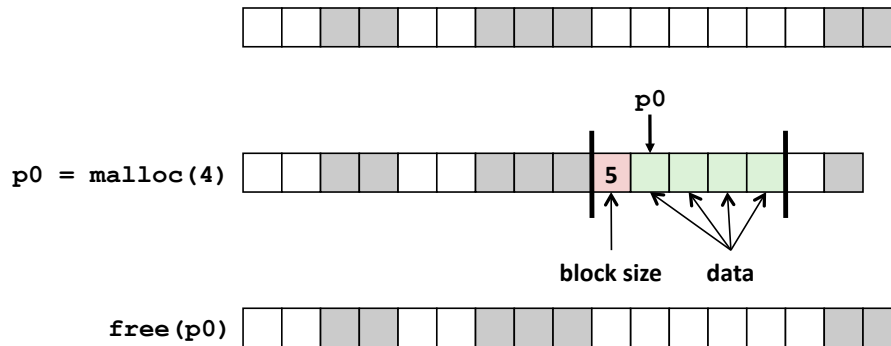
Implementation Issues

- How to know how much memory is being `free()`'d when it is given only a pointer (and no length)?
- How to keep track of the free blocks?
- What to do with extra space when allocating a block that is smaller than the free block it is placed in?
- How to pick a block to use for allocation—many might fit?
- How to reinsert a freed block into the heap?

Knowing How Much to Free

■ Standard method

- Keep the length of a block in the word preceding the block.
 - This word is often called the *header field* or *header*
- Requires an extra word for every allocated block

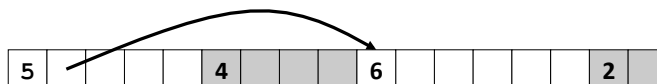


Keeping Track of Free Blocks

■ Method 1: *Implicit list* using length—links all blocks



■ Method 2: *Explicit list* among the free blocks using pointers



■ Method 3: *Segregated free list*

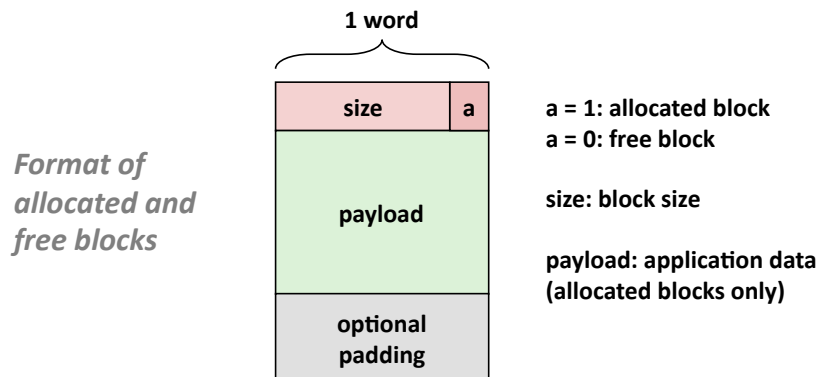
- Different free lists for different size classes

■ Method 4: *Blocks sorted by size*

- Can use a balanced binary tree (e.g. red-black tree) with pointers within each free block, and the length used as a key

Implicit List

- For each block we need: length, is-allocated?
 - Could store this information in two words: wasteful!
- **Standard trick**
 - If blocks are aligned, some low-order address bits are always 0
 - Instead of storing an always-0 bit, use it as a allocated/free flag
 - When reading size word, must mask out this bit

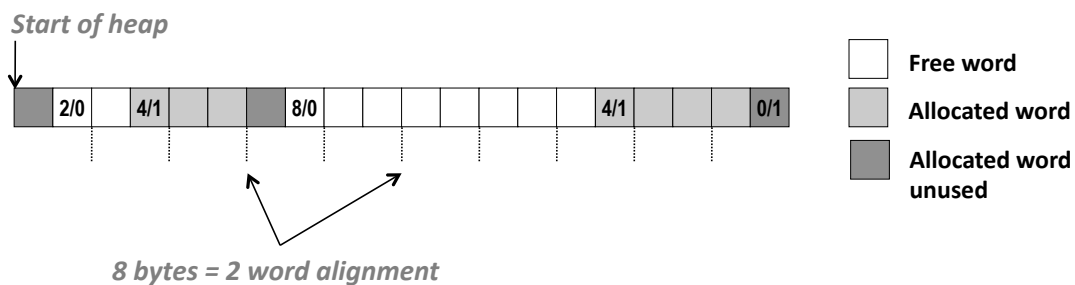


CSE351 - Autumn 2010

17

Example

Sequence of blocks in heap: 2/0, 4/1, 8/0, 4/1



- **8-byte alignment**
 - May require initial unused word
 - Causes some internal fragmentation
- **One word (0/1) to mark end of list**
- **Here: block size in words for simplicity**

CSE351 - Autumn 2010

18

Implicit List: Finding a Free Block

■ *First fit:*

- Search list from beginning, choose *first* free block that fits: (*Cost?*)

```
p = start;
while ((p < end) &&          \\ not passed end
      ((*p & 1) ||         \\ already allocated
      (*p <= len)))        \\ too small
  p = p + (*p & -2);       \\ goto next block (word addressed)
```

- Can take linear time in total number of blocks (allocated and free)
- In practice it can cause “splinters” at beginning of list

■ *Next fit:*

- Like first-fit, but search list starting where previous search finished
- Should often be faster than first-fit: avoids re-scanning unhelpful blocks
- Some research suggests that fragmentation is worse

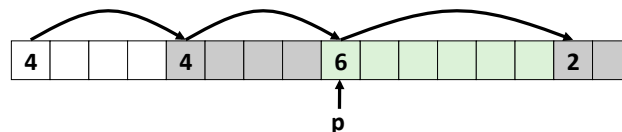
■ *Best fit:*

- Search the list, choose the *best* free block: fits, with fewest bytes left over
- Keeps fragments small—usually helps fragmentation
- Will typically run slower than first-fit

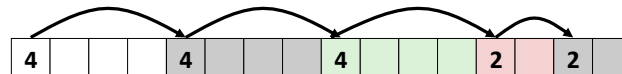
Implicit List: Allocating in Free Block

■ Allocating in a free block: *splitting*

- Since allocated space might be smaller than free space, we might want to split the block



```
addblock(p, 4)
```

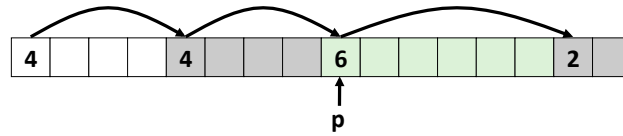


```
void addblock(ptr p, int len) {
  int newsize = ((len + 1) >> 1) << 1;
  int oldsize = *p & -2;
  *p = newsize | 1;
  if (newsize < oldsize)
    *(p+newsize) = oldsize - newsize;
}
```

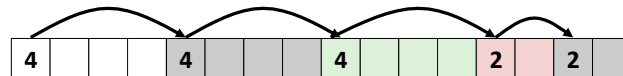
Implicit List: Allocating in Free Block

■ Allocating in a free block: *splitting*

- Since allocated space might be smaller than free space, we might want to split the block



addblock(p, 4)



```
void addblock(ptr p, int len) {
    int newsize = ((len + 1) >> 1) << 1; // round up to even
    int oldsize = *p & -2; // mask out low bit
    *p = newsize | 1; // set new length
    if (newsize < oldsize)
        *(p+newsize) = oldsize - newsize; // set length in remaining
                                                // part of block
}
```

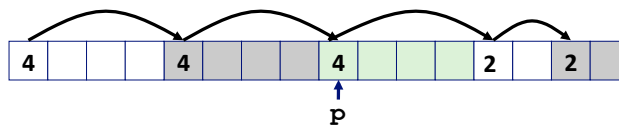
Implicit List: Freeing a Block

■ Simplest implementation:

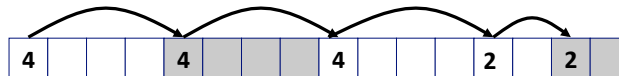
- Need only clear the “allocated” flag

```
void free_block(ptr p) { *p = *p & -2 }
```

- But can lead to “false fragmentation”



free(p)

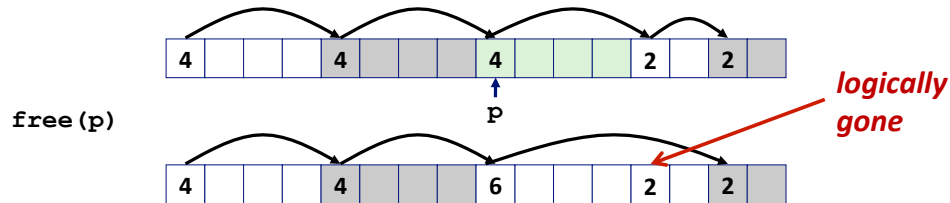


malloc(5) **Oops!**

There is enough free space, but the allocator won't be able to find it

Implicit List: Coalescing

- Join (*coalesce*) with next/previous blocks, if they are free
 - Coalescing with next block

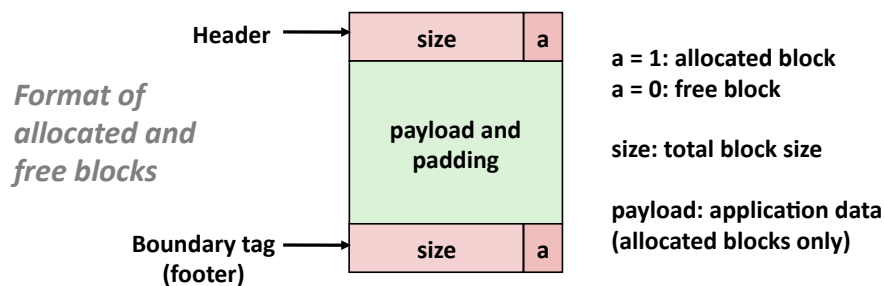
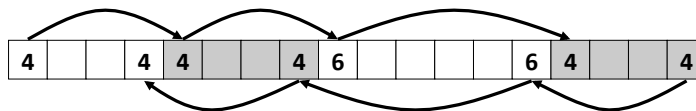


```
void free_block(ptr p) {
    *p = *p & -2;           // clear allocated flag
    next = p + *p;         // find next block
    if ((*next & 1) == 0)
        *p = *p + *next;   // add to this block if
                           // not allocated
}
```

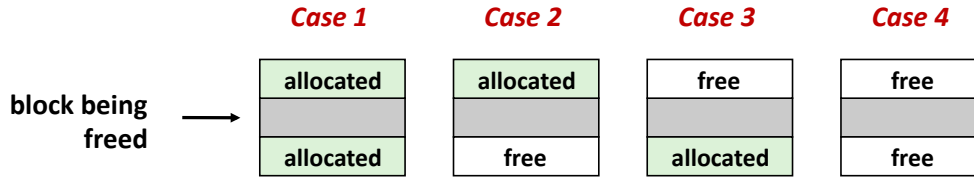
- But how do we coalesce with *previous* block?

Implicit List: Bidirectional Coalescing

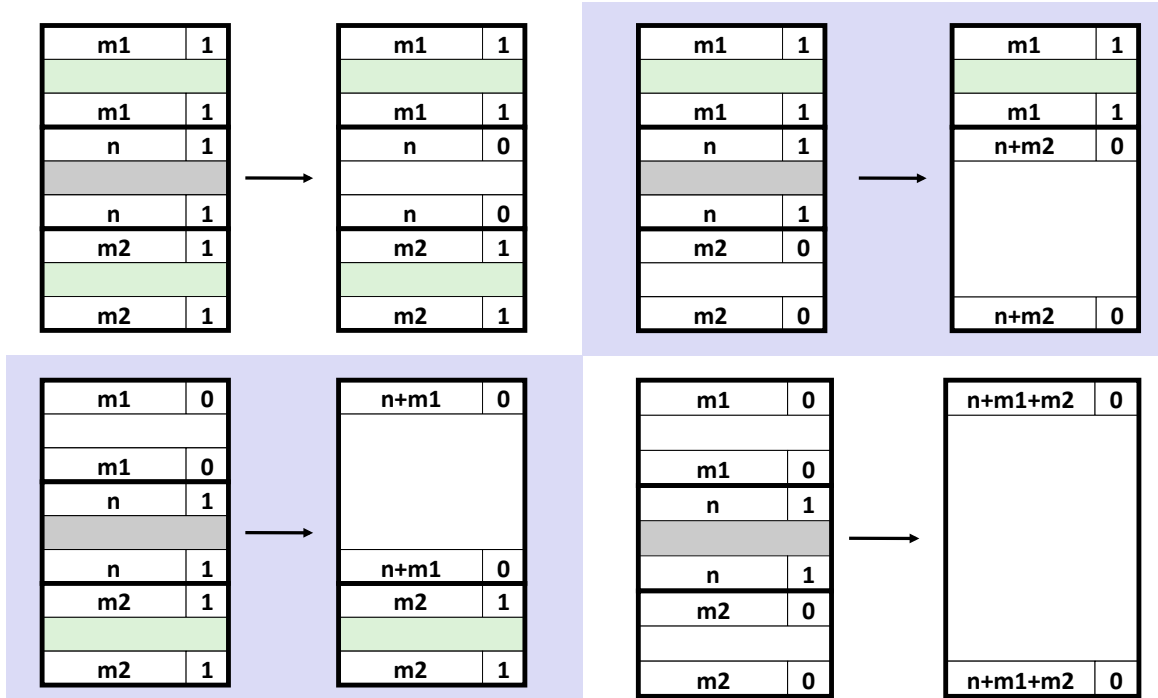
- Boundary tags** [Knuth73]
 - Replicate size/allocated word at “bottom” (end) of free blocks
 - Allows us to traverse the “list” backwards, but requires extra space
 - Important and general technique!



Constant Time Coalescing



Constant Time Coalescing

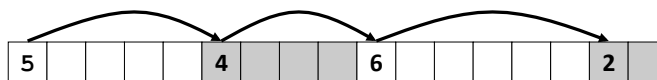


Implicit Lists: Summary

- **Implementation: very simple**
- **Allocate cost:**
 - linear time worst case
- **Free cost:**
 - constant time worst case
 - even with coalescing
- **Memory usage:**
 - will depend on placement policy
 - First-fit, next-fit or best-fit
- **Not used in practice for `malloc()` / `free()` because of linear-time allocation**
 - used in many special purpose applications
- **The concepts of splitting and boundary tag coalescing are general to *all* allocators**

Keeping Track of Free Blocks

- **Method 1: *Implicit free list* using length—links all blocks**



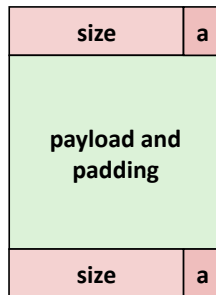
- **Method 2: *Explicit free list* among the free blocks using pointers**



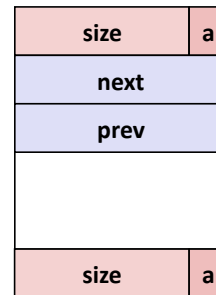
- **Method 3: *Segregated free list***
 - Different free lists for different size classes
- **Method 4: *Blocks sorted by size***
 - Can use a balanced tree (e.g. Red-Black tree) with pointers within each free block, and the length used as a key

Explicit Free Lists

Allocated (as before)




Free



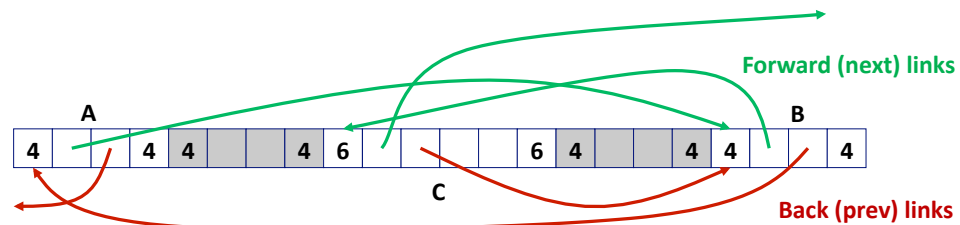
- Maintain list(s) of *free* blocks, not *all* blocks
 - The “next” free block could be anywhere
 - So we need to store forward/back pointers, not just sizes
 - Still need boundary tags for coalescing
 - Luckily we track only free blocks, so we can use payload area

Explicit Free Lists

- Logically (doubly-linked lists):

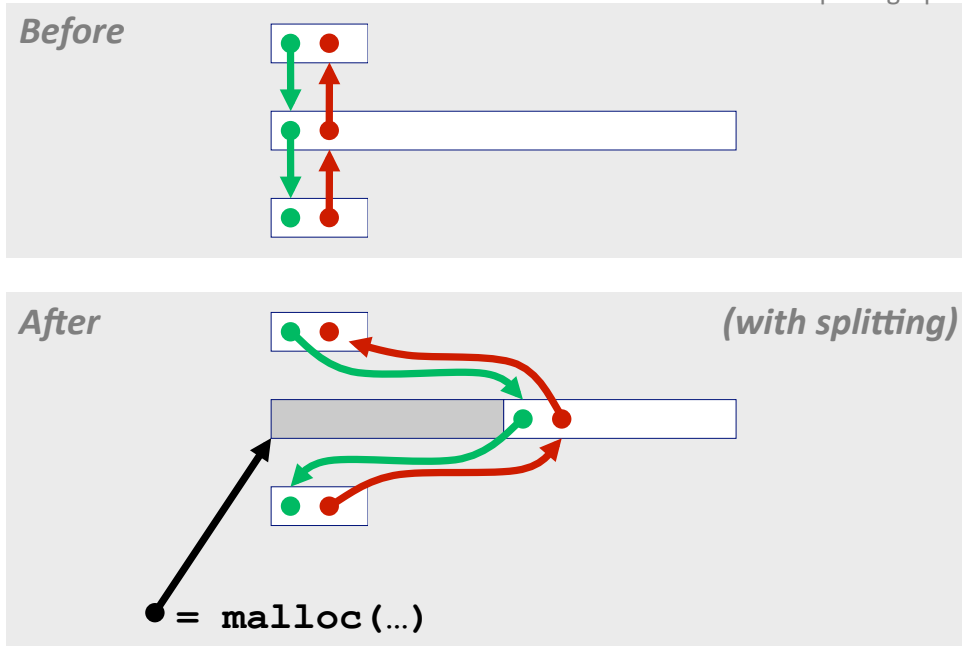


- Physically: blocks can be in any order



Allocating From Explicit Free Lists

conceptual graphic



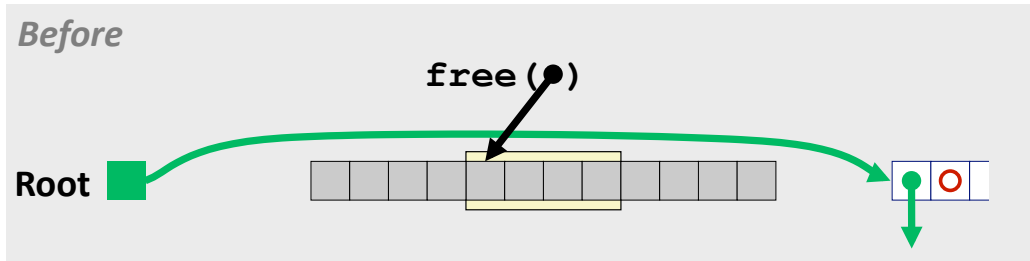
Freeing With Explicit Free Lists

- **Insertion policy:** Where in the free list do you put a newly freed block?
 - LIFO (last-in-first-out) policy
 - Insert freed block at the beginning of the free list
 - **Pro:** simple and constant time
 - **Con:** studies suggest fragmentation is worse than address ordered
 - Address-ordered policy
 - Insert freed blocks so that free list blocks are always in address order:

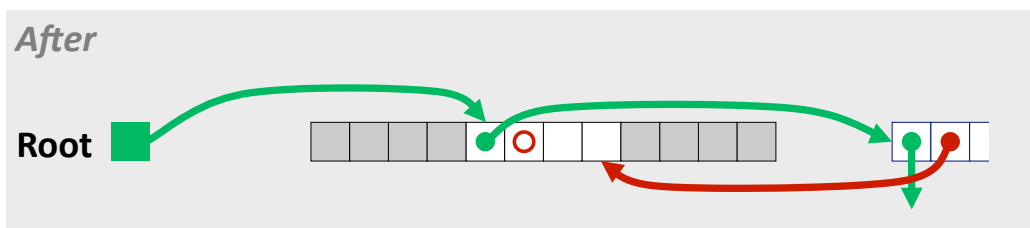
$$addr(prev) < addr(curr) < addr(next)$$
 - **Con:** requires search
 - **Pro:** studies suggest fragmentation is lower than LIFO

Freeing With a LIFO Policy (Case 1)

conceptual graphic

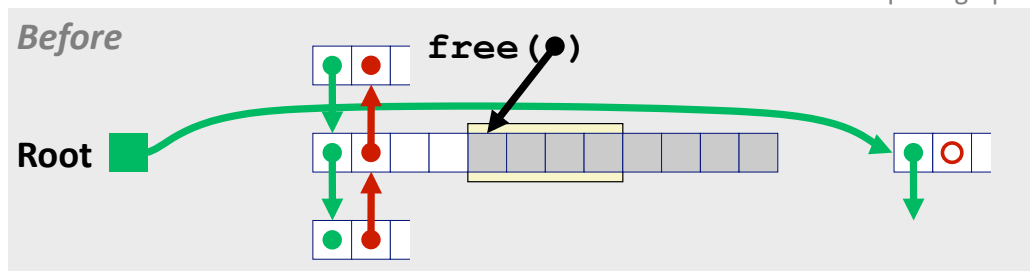


- Insert the freed block at the root of the list

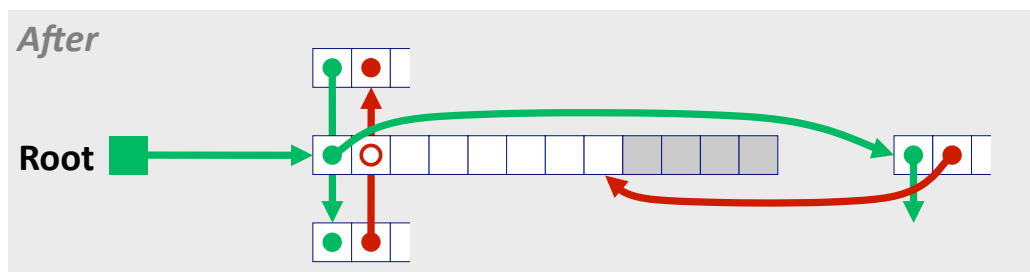


Freeing With a LIFO Policy (Case 2)

conceptual graphic

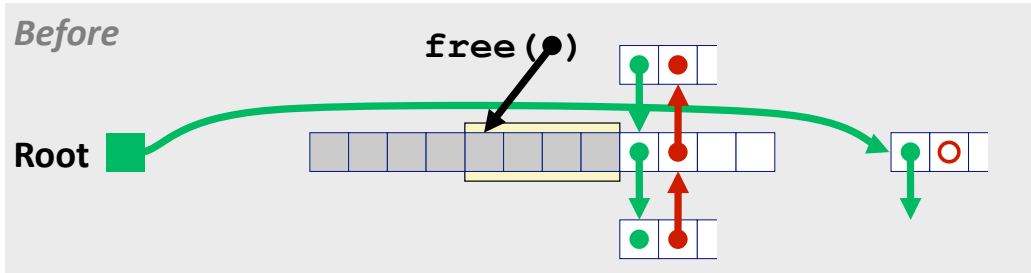


- Splice out predecessor block, coalesce both memory blocks, and insert the new block at the root of the list

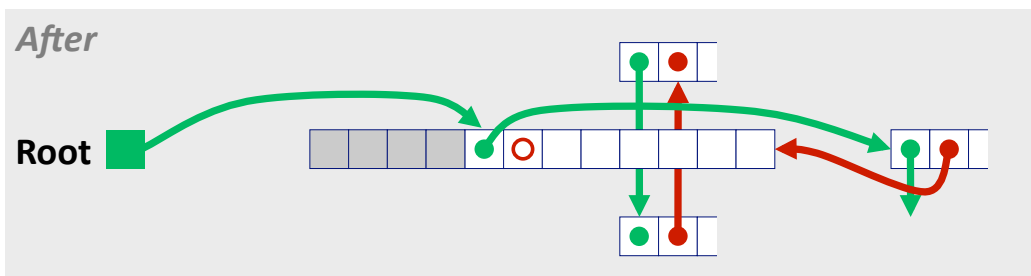


Freeing With a LIFO Policy (Case 3)

conceptual graphic

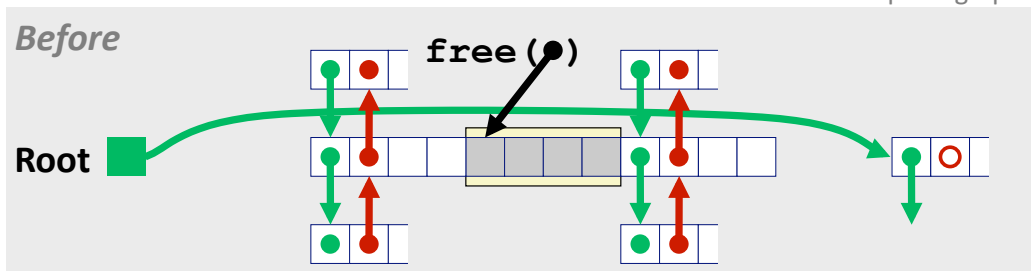


- Splice out successor block, coalesce both memory blocks and insert the new block at the root of the list

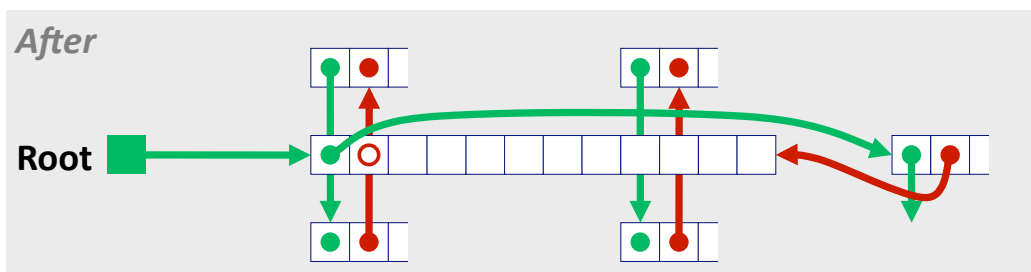


Freeing With a LIFO Policy (Case 4)

conceptual graphic



- Splice out predecessor and successor blocks, coalesce all 3 memory blocks and insert the new block at the root of the list



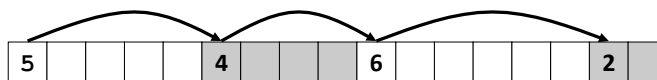
Explicit List Summary

- **Comparison to implicit list:**
 - Allocate is linear time in number of *free* blocks instead of *all* blocks
 - *Much faster* when most of the memory is full
 - Slightly more complicated allocate and free since needs to splice blocks in and out of the list
 - Some extra space for the links (2 extra words needed for each block)
 - Does this increase internal fragmentation?

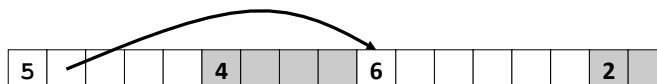
- **Most common use of linked lists is in conjunction with segregated free lists**
 - Keep multiple linked lists of different size classes, or possibly for different types of objects

Keeping Track of Free Blocks

- **Method 1: *Implicit list* using length—links all blocks**



- **Method 2: *Explicit list* among the free blocks using pointers**



- **Method 3: *Segregated free list***

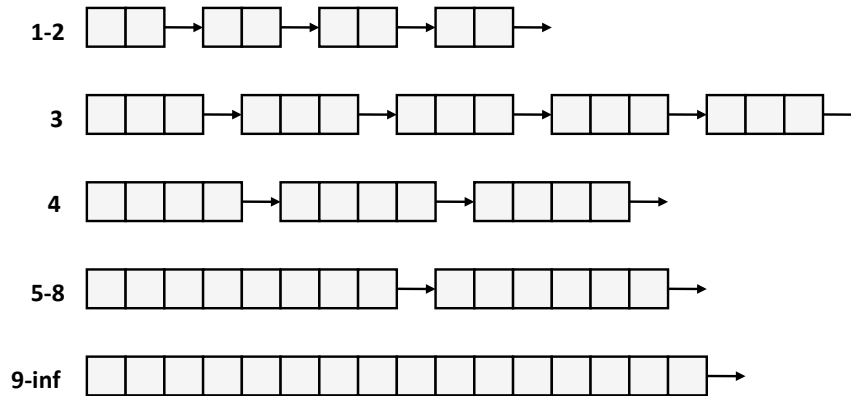
- Different free lists for different size classes

- **Method 4: *Blocks sorted by size***

- Can use a balanced tree (e.g. Red-Black tree) with pointers within each free block, and the length used as a key

Segregated List (Seglist) Allocators

- Each *size class* of blocks has its own free list



- Often have separate classes for each small size
- For larger sizes: One class for each two-power size

Seglist Allocator

- Given an array of free lists, each one for some size class
- To allocate a block of size n :
 - Search appropriate free list for block of size $m > n$
 - If an appropriate block is found:
 - Split block and place fragment on appropriate list (optional)
 - If no block is found, try next larger class
 - Repeat until block is found
- If no block is found:
 - Request additional heap memory from OS (using `sbrk()`)
 - Allocate block of n bytes from this new memory
 - Place remainder as a single free block in largest size class

Seglist Allocator (cont.)

- **To free a block:**
 - Coalesce and place on appropriate list (optional)
- **Advantages of seglist allocators**
 - Higher throughput
 - log time for power-of-two size classes
 - Better memory utilization
 - First-fit search of segregated free list approximates a best-fit search of entire heap.
 - Extreme case: Giving each block its own size class is equivalent to best-fit.

Summary of Key Allocator Policies

- **Placement policy:**
 - First-fit, next-fit, best-fit, etc.
 - Trades off lower throughput for less fragmentation
 - **Interesting observation:** segregated free lists approximate a best fit placement policy without having to search entire free list
- **Splitting policy:**
 - When do we go ahead and split free blocks?
 - How much internal fragmentation are we willing to tolerate?
- **Coalescing policy:**
 - **Immediate coalescing:** coalesce each time `free()` is called
 - **Deferred coalescing:** try to improve performance of `free()` by deferring coalescing until needed. Examples:
 - Coalesce as you scan the free list for `malloc()`
 - Coalesce when the amount of external fragmentation reaches some threshold

Implicit Memory Management: Garbage Collection

- **Garbage collection:** automatic reclamation of heap-allocated storage—application never has to free

```
void foo() {
    int *p = malloc(128);
    return; /* p block is now garbage */
}
```

- **Common in functional languages, scripting languages, and modern object oriented languages:**
 - Lisp, ML, Java, Perl, Mathematica
- **Variants (“conservative” garbage collectors) exist for C and C++**
 - However, cannot necessarily collect all garbage

Garbage Collection

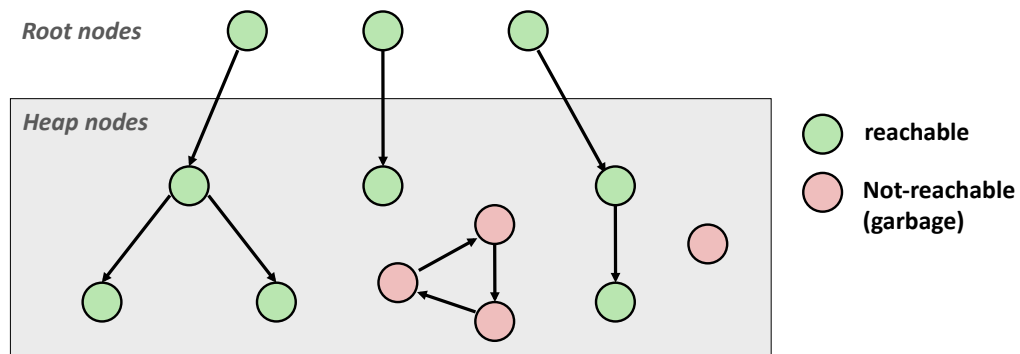
- **How does the memory manager know when memory can be freed?**
 - In general, we cannot know what is going to be used in the future since it depends on conditionals
 - But, we can tell that certain blocks cannot be used if there are no pointers to them
- **Must make certain assumptions about pointers**
 - Memory manager can distinguish pointers from non-pointers
 - All pointers point to the start of a block in the heap
 - Cannot hide pointers (e.g., by casting (*coercing*) them to an `int`, and then back again)

Classical GC Algorithms

- **Mark-and-sweep collection (McCarthy, 1960)**
 - Does not move blocks (unless you also “compact”)
- **Reference counting (Collins, 1960)**
 - Does not move blocks (not discussed)
- **Copying collection (Minsky, 1963)**
 - Moves blocks (not discussed)
- **Generational Collectors (Lieberman and Hewitt, 1983)**
 - Collection based on lifetimes
 - Most allocations become garbage very soon
 - So focus reclamation work on zones of memory recently allocated
- **For more information:**
 Jones and Lin, “*Garbage Collection: Algorithms for Automatic Dynamic Memory*”, John Wiley & Sons, 1996.

Memory as a Graph

- **We view memory as a directed graph**
 - Each block is a node in the graph
 - Each pointer is an edge in the graph
 - Locations not in the heap that contain pointers into the heap are called **root** nodes (e.g. registers, locations on the stack, global variables)

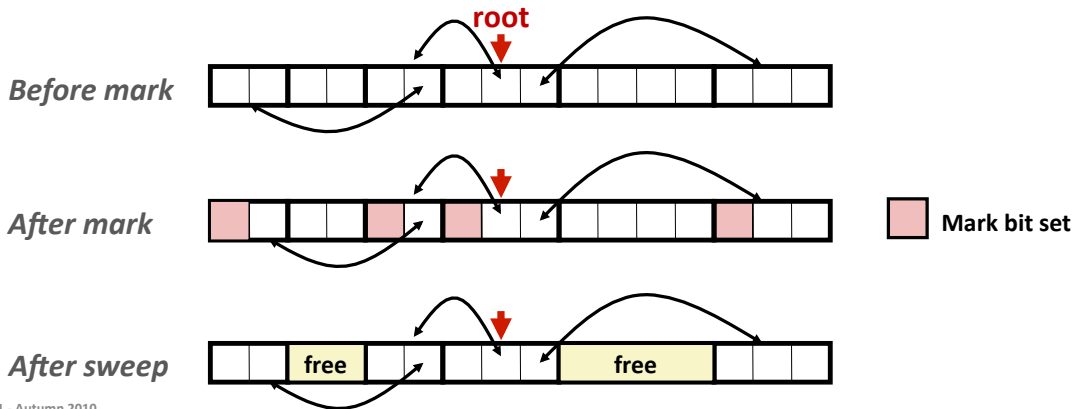


A node (block) is **reachable** if there is a path from any root to that node

Non-reachable nodes are **garbage** (cannot be needed by the application)

Mark and Sweep Collecting

- Can build on top of malloc/free package
 - Allocate using malloc until you “run out of space”
- When out of space:
 - Use extra *mark bit* in the head of each block
 - *Mark*: Start at roots and set mark bit on each reachable block
 - *Sweep*: Scan all blocks and free blocks that are not marked



CSE351 - Autumn 2010

47

Assumptions For a Simple Implementation

- Application
 - `new(n)`: returns pointer to new block with all locations cleared
 - `read(b, i)`: read location `i` of block `b` into register
 - `write(b, i, v)`: write `v` into location `i` of block `b`
- Each block will have a header word
 - Addressed as `b[-1]`, for a block `b`
- Instructions used by the Garbage Collector
 - `is_ptr(p)`: determines whether `p` is a pointer
 - `length(b)`: returns the length of block `b`, not including the header
 - `get_roots()`: returns all the roots

CSE351 - Autumn 2010

48

Mark and Sweep (cont.)

Mark using depth-first traversal of the memory graph


```
ptr mark(ptr p) {
    if (!is_ptr(p)) return;           // do nothing if not pointer
    if (markBitSet(p)) return;       // check if already marked
    setMarkBit(p);                   // set the mark bit
    for (i=0; i < length(p); i++)   // recursively call mark on
        mark(p[i]);                  // all words in the block
    return;
}
```

Sweep using lengths to find next block

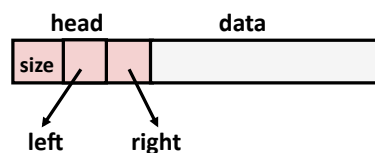
```
ptr sweep(ptr p, ptr end) {
    while (p < end) {
        if markBitSet(p)
            clearMarkBit();
        else if (allocateBitSet(p))
            free(p);
        p += length(p);
    }
}
```

Conservative Mark & Sweep in C

- A “conservative garbage collector” for C programs
 - `is_ptr()` determines if a word is a pointer by checking if it points to an allocated block of memory
 - But, in C pointers can point to the middle of a block



- So how to find the beginning of the block?
 - Can use a balanced binary tree to keep track of all allocated blocks (key is start-of-block)
 - Balanced-tree pointers can be stored in header (use two additional words)



Left: smaller addresses
Right: larger addresses

Memory-Related Perils and Pitfalls

- Dereferencing bad pointers
- Reading uninitialized memory
- Overwriting memory
- Referencing nonexistent variables
- Freeing blocks multiple times
- Referencing freed blocks
- Failing to free blocks

Dereferencing Bad Pointers

- The classic `scanf` bug

```
int val;  
...  
scanf("%d", val);
```

Reading Uninitialized Memory

- Assuming that heap data is initialized to zero

```
/* return y = Ax */
int *matvec(int **A, int *x) {
    int *y = malloc( N * sizeof(int) );
    int i, j;

    for (i=0; i<N; i++)
        for (j=0; j<N; j++)
            y[i] += A[i][j] * x[j];
    return y;
}
```

Overwriting Memory

- Allocating the (possibly) wrong sized object

```
int **p;

p = malloc( N * sizeof(int) );

for (i=0; i<N; i++) {
    p[i] = malloc( M * sizeof(int) );
}
```

Overwriting Memory

- Off-by-one error

```
int **p;

p = malloc( N * sizeof(int *) );

for (i=0; i<=N; i++) {
    p[i] = malloc( M * sizeof(int) );
}
```

Overwriting Memory

- Not checking the max string size

```
char s[8];
int i;

gets(s); /* reads "123456789" from stdin */
```

- Basis for classic buffer overflow attacks

- Your last assignment

Overwriting Memory

- Misunderstanding pointer arithmetic

```
int *search(int *p, int val) {  
    while (*p && *p != val)  
        p += sizeof(int);  
  
    return p;  
}
```

Referencing Nonexistent Variables

- Forgetting that local variables disappear when a function returns

```
int *foo () {  
    int val;  
  
    return &val;  
}
```

Freeing Blocks Multiple Times

- Nasty!

```
x = malloc( N * sizeof(int) );
    <manipulate x>
free(x);

y = malloc( M * sizeof(int) );
    <manipulate y>
free(x);
```

- What does the free list look like?

```
x = malloc( N * sizeof(int) );
    <manipulate x>
free(x);
free(x);
```

Referencing Freed Blocks

- Evil!

```
x = malloc( N * sizeof(int) );
    <manipulate x>
free(x);
...
y = malloc( M * sizeof(int) );
for (i=0; i<M; i++)
    y[i] = x[i]++;
```

Failing to Free Blocks (Memory Leaks)

- Slow, silent, long-term killer!

```
foo() {  
    int *x = malloc(N*sizeof(int));  
    ...  
    return;  
}
```

Too much is reachable

- Mark procedure is recursive
 - Will we have enough stack space?
- We are garbage collecting because we are running out of memory, right?

Failing to Free Blocks (Memory Leaks)

- Freeing only part of a data structure

```

struct list {
    int val;
    struct list *next;
};

foo() {
    struct list *head = malloc( sizeof(struct list) );
    head->val = 0;
    head->next = NULL;
    <create and manipulate the rest of the list>
    ...
    free(head);
    return;
}

```

Overwriting Memory

- Referencing a pointer instead of the object it points to

```

int *getPacket(int **packets, int *size) {
    int *packet;
    packet = packets[0];
    packets[0] = packets[*size - 1];
    *size--; // what is happening here?
    reorderPackets(packets, *size, 0);
    return(packet);
}

```


Dealing With Memory Bugs

- **Conventional debugger (gdb)**
 - Good for finding bad pointer dereferences
 - Hard to detect the other memory bugs
- **Debugging malloc (UToronto CSRI malloc)**
 - Wrapper around conventional `malloc`
 - Detects memory bugs at `malloc` and `free` boundaries
 - Memory overwrites that corrupt heap structures
 - Some instances of freeing blocks multiple times
 - Memory leaks
 - Cannot detect all memory bugs
 - Overwrites into the middle of allocated blocks
 - Freeing block twice that has been reallocated in the interim
 - Referencing freed blocks
- **Valgrind – Linux tool suite including memory error checker**
 - memcheck: 10x-30x execution slowdown but checks for pointer errors, memory leaks, bad free requests, more...