

C++ Smart Pointers

CSE 333 Spring 2025

Instructor: Hal Perkins

Teaching Assistants:

Hannah Hempstead	Lainey Jeon	Hannah Jiang
Irene Lau	Nathan Li	Leanna Nguyen
Janani Raghavan	Deeksha Vatswani	Yiqing Wang
Jennifer Xu		

Administrivia

- ❖ Midterm finished! Will get finish grading in the next few days and will post sample solution when scores released
- ❖ hw3 due a week from Thursday – be sure to make steady progress
- ❖ Final exam (!!!)
 - We may have an option to move to a larger lecture hall rather than have the exam here (in G20). Good idea? Doesn't matter? Bad idea? Discuss.

Administrivia (added Wed.)

- ❖ New exercise 14 out today – get rid of memory leaks by changing program to use smart pointers
 - Due Fri. morning
- ❖ hw3 due a week from tomorrow
 - No additional exercises until after that, then some large ones involving networking (chance to figure out things needed for hw4 in a “simpler” setting)
- ❖ Midterm grading mostly done – should be able to release later today

HW3 Tips

- ❖ HW3 writes some pretty big index files
 - Hundreds of thousands of write operations
 - No problem for today's fast machines and disks!!
- ❖ Except...
 - If you're running on attu or a CSE lab linux workstation, every write to your personal directories goes to a network file server(!)
 - ∴ Lots of slow network packets vs full-speed disks — can take much longer to write an index to a server vs. a few sec. locally (!!)
 - Suggestion: write index files to /tmp/... . That's a local scratch disk and is very fast. But please clean up when you're done.
- ❖ Reminder: do your main debugging on a tiny set of files in a couple of nested directories. So tiny that you can draw pictures of what should be happening and then verify in gdb and with disk file tools...
 - More about visualizing disk data in sections tomorrow!

Lecture Outline

❖ Smart Pointers

- Intro and `toy_ptr`
- `std::unique_ptr`
- Reference counting
- `std::shared_ptr` and `std::weak_ptr`

Earlier...

- ❖ We learned about STL
- ❖ We noticed that STL was doing an enormous amount of copying
- ❖ A solution: store pointers in containers instead of objects
 - But who's responsible for deleting and when???

C++ Smart Pointers

- ❖ A **smart pointer** is an *object* that stores a pointer to a heap-allocated object
 - A smart pointer looks and behaves like a regular C++ pointer
 - By overloading `*`, `->`, `[]`, etc.
 - These can help you manage memory
 - The smart pointer will delete the pointed-to object *at the right time* including invoking the object's destructor
 - When that is depends on what kind of smart pointer you use
 - With correct use of smart pointers, you no longer have to remember when to `delete` heap memory! (*If it's owned by a smart pointer*)

A Toy Smart Pointer

- ❖ We can implement a simple one with:
 - A constructor that accepts a pointer
 - A destructor that frees the pointer
 - Overloaded `*` and `->` operators that access the pointer

ToyPtr Class Template

ToyPtr.cc

```
#ifndef _TOYPTR_H_
#define _TOYPTR_H_

template <typename T> class ToyPtr {
public:
    ToyPtr(T *ptr) : ptr_(ptr) { }           // constructor
    ~ToyPtr() { delete ptr_; }                // destructor

    T &operator*() { return *ptr_; }          // * operator
    T *operator->() { return ptr_; }           // -> operator

private:
    T *ptr_;                                  // the pointer itself
};

#endif // _TOYPTR_H_
```

ToyPtr Example

usetoy.cc

```
#include <iostream>
#include "ToyPtr.h"

// simply struct to illustrate the "->" operator
typedef struct { int x = 1, y = 2; } Point;
std::ostream &operator<<(std::ostream &out, const Point &rhs) {
    return out << "(" << rhs.x << "," << rhs.y << ")";
}

int main(int argc, char **argv) {
    // Create a dumb pointer
    Point *leak = new Point;

    // Create a "smart" pointer (OK, it's still pretty dumb)
    ToyPtr<Point> notleak(new Point);

    std::cout << "    *leak: " << *leak << std::endl;
    std::cout << "    leak->x: " << leak->x << std::endl;
    std::cout << "    *notleak: " << *notleak << std::endl;
    std::cout << "    notleak->x: " << notleak->x << std::endl;

    return 0;
}
```

What Makes This a Toy?

- ❖ Can't handle:
 - Arrays
 - Copying
 - Reassignment
 - Comparison
 - ... plus many other subtleties...
- ❖ Luckily, others have built non-toy smart pointers for us!

`std::unique_ptr`

- ❖ A `unique_ptr` *takes ownership* of a pointer
 - A template: template parameter is the type that the “owned” pointer references (i.e., the T in pointer type T^*)
 - Part of C++’s standard library (C++11)
 - Its destructor invokes `delete` on the owned pointer
 - Invoked when `unique_ptr` object is `delete`’d or falls out of scope

Using `unique_ptr`

`unique1.cc`

```
#include <iostream>    // for std::cout, std::endl
#include <memory>       // for std::unique_ptr
#include <cstdlib>      // for EXIT_SUCCESS

void Leaky() {
    int *x = new int(5); // heap-allocated
    (*x)++;
    std::cout << *x << std::endl;
} // never used delete, therefore leak

void NotLeaky() {
    std::unique_ptr<int> x(new int(5)); // wrapped, heap-allocated
    (*x)++;
    std::cout << *x << std::endl;
} // never used delete, but no leak

int main(int argc, char **argv) {
    Leaky();
    NotLeaky();
    return EXIT_SUCCESS;
}
```

Why are `unique_ptr`s useful?

- ❖ If you have many potential exits out of a function, it's easy to forget to call `delete` on all of them
 - `unique_ptr` will `delete` its pointer when it falls out of scope
 - Thus, a `unique_ptr` also helps with *exception safety*

```
void NotLeaky() {  
    std::unique_ptr<int> x(new int(5));  
    ...  
    // lots of code, including several returns  
    // lots of code, including potential exception throws  
    ...  
}
```

unique_ptr Operations

unique2.cc

```
#include <memory>    // for std::unique_ptr
#include <cstdlib>    // for EXIT_SUCCESS

using namespace std;
typedef struct { int a, b; } IntPair;

int main(int argc, char **argv) {
    unique_ptr<int> x(new int(5));

    int *ptr = x.get(); // Return a pointer to pointed-to object
    int val = *x;        // Return the value of pointed-to object

    // Access a field or function of a pointed-to object
    unique_ptr<IntPair> ip(new IntPair);
    ip->a = 100;

    // Deallocate current pointed-to object and store new pointer
    x.reset(new int(1));

    ptr = x.release(); // Release responsibility for freeing
    delete ptr;
    return EXIT_SUCCESS;
}
```

Transferring Ownership

- ❖ Use **reset()** and **release()** to transfer ownership
 - **release** returns the pointer, sets wrapped pointer to `nullptr`
 - **reset** **delete's** the current pointer and stores a new one

```
int main(int argc, char **argv) {  
    unique_ptr<int> x(new int(5));  
    cout << "x: " << x.get() << endl;  
  
    unique_ptr<int> y(x.release()); // x abdicates ownership to y  
    cout << "x: " << x.get() << endl;  
    cout << "y: " << y.get() << endl;  
  
    unique_ptr<int> z(new int(10));  
  
    // y transfers ownership of its pointer to z.  
    // z's old pointer was delete'd in the process.  
    z.reset(y.release());  
  
    return EXIT_SUCCESS;  
}
```

unique3.cc

unique_ptr Cannot Be Copied

- ❖ `std::unique_ptr` has disabled its copy constructor and assignment operator
 - You cannot copy a `unique_ptr`, helping maintain “uniqueness” or “ownership”

[uniquefail.cc](#)

```
#include <memory>    // for std::unique_ptr
#include <cstdlib>    // for EXIT_SUCCESS

int main(int argc, char **argv) {
    std::unique_ptr<int> x(new int(5));    // OK

    std::unique_ptr<int> y(x);              // fail - no copy ctor

    std::unique_ptr<int> z;                 // OK - z is nullptr

    z = x;                                // fail - no assignment op

    return EXIT_SUCCESS;
}
```

unique_ptr and STL

- ❖ `unique_ptr`s *can* be stored in STL containers
 - Wait, what? STL containers like to make lots of copies of stored objects and `unique_ptr`s cannot be copied...
- ❖ Move semantics to the rescue!
 - When supported, STL containers will *move* rather than *copy*
 - `unique_ptr`s support move semantics

Aside: Copy Semantics

- ❖ Assigning values typically means making a copy
 - Sometimes this is what you want
 - e.g. assigning a string to another makes a copy of its value
 - Sometimes this is wasteful
 - e.g. assigning a returned string goes through a temporary copy

```
std::string ReturnFoo(void) {  
    std::string x("foo");  
    return x;                // this return might copy  
}  
  
int main(int argc, char **argv) {  
    std::string a("hello");  
    std::string b(a);        // copy a into b  
  
    b = ReturnFoo();        // copy return value into b  
  
    return EXIT_SUCCESS;  
}
```

copysemantics.cc

Move Semantics (added in C++11)

- ❖ “Move semantics”
 - move values from one object to another without copying (“stealing”)
 - Useful for optimizing away temporary copies
 - A complex topic that uses things called “*rvalue references*”
 - Mostly beyond the scope of 333 this quarter

movesemantics.cc

```
std::string ReturnFoo(void) {  
    std::string x("foo");  
    // this return might copy  
    return x;  
}  
  
int main(int argc, char **argv) {  
    std::string a("hello");  
  
    // moves a to b  
    std::string b = std::move(a);  
    std::cout << "a: " << a << std::endl;  
    std::cout << "b: " << b << std::endl;  
  
    // moves the returned value into b  
    b = std::move(ReturnFoo());  
    std::cout << "b: " << b << std::endl;  
  
    return EXIT_SUCCESS;  
}
```

Transferring Ownership via Move

- ❖ `unique_ptr` supports move semantics
 - Can “move” ownership from one `unique_ptr` to another
 - Behavior is equivalent to the “release-and-reset” combination

```
int main(int argc, char **argv) {  
    unique_ptr<int> x(new int(5));  
    cout << "x: " << x.get() << endl;  
  
    unique_ptr<int> y = std::move(x); // x abdicates ownership to y  
    cout << "x: " << x.get() << endl;  
    cout << "y: " << y.get() << endl;  
  
    unique_ptr<int> z(new int(10));  
  
    // y transfers ownership of its pointer to z.  
    // z's old pointer was delete'd in the process.  
    z = std::move(y);  
  
    return EXIT_SUCCESS;  
}
```

unique4.cc

unique_ptr and STL Example

uniquevec.cc

```
int main(int argc, char **argv) {
    std::vector<std::unique_ptr<int> > vec;

    vec.push_back(std::unique_ptr<int>(new int(9)));
    vec.push_back(std::unique_ptr<int>(new int(5)));
    vec.push_back(std::unique_ptr<int>(new int(7)));

    // z gets a copy of int value pointed to by vec[1]
    int z = *vec[1];
    std::cout << "z is: " << z << std::endl;

    // won't compile! Cannot copy unique_ptr
    std::unique_ptr<int> copied = vec[1];    // hmmm...

    // Works! vec[1] now wraps a nullptr
    std::unique_ptr<int> moved = std::move(vec[1]);
    std::cout << "*moved: " << *moved << std::endl;
    std::cout << "vec[1].get(): " << vec[1].get() << std::endl;

    return EXIT_SUCCESS;
}
```

unique_ptr and "<"

- ❖ A `unique_ptr` implements some comparison operators, including `operator<`
 - However, it doesn't invoke `operator<` on the pointed-to objects
 - Instead, it just promises a stable, strict ordering (probably based on the pointer address, not the pointed-to-value)
 - So to use `sort()` on `vectors`, you want to provide it with a comparison function

unique_ptr and STL Sorting

uniquevecsort.cc

```
using namespace std;
bool sortfunction(const unique_ptr<int> &x,
                  const unique_ptr<int> &y) { return *x < *y; }
void printfunction(unique_ptr<int> &x) { cout << *x << endl; }

int main(int argc, char **argv) {
    vector<unique_ptr<int> > vec;
    vec.push_back(unique_ptr<int>(new int(9)));
    vec.push_back(unique_ptr<int>(new int(5)));
    vec.push_back(unique_ptr<int>(new int(7)));

    // buggy: sorts based on the values of the ptrs
    sort(vec.begin(), vec.end());
    cout << "Sorted:" << endl;
    for_each(vec.begin(), vec.end(), &printfunction);

    // better: sorts based on the pointed-to values
    sort(vec.begin(), vec.end(), &sortfunction);
    cout << "Sorted:" << endl;
    for_each(vec.begin(), vec.end(), &printfunction);

    return EXIT_SUCCESS;
}
```


unique_ptr, "<", and maps

- ❖ Similarly, you can use `unique_ptr`s as keys in a `map`
 - Reminder: a `map` internally stores keys in sorted order
 - Iterating through the `map` iterates through the keys in order
 - By default, "<" is used to determine ordering
 - You must specify a comparator when *constructing* the `map` to get a meaningful sorted order using "<" of `unique_ptr`s
- ❖ Compare (the 3rd template) parameter:
 - "A binary predicate that takes two element *keys* as arguments and returns a `bool`. This can be a function pointer or a function object."
 - `bool fptr(T1& lhs, T1& rhs);` OR member function
`bool operator() (const T1& lhs, const T1& rhs);`

unique_ptr and map Example

uniquemap.cc

```
struct MapComp {
    bool operator()(const unique_ptr<int> &lhs,
                    const unique_ptr<int> &rhs) const { return *lhs < *rhs; }
};

int main(int argc, char **argv) {
    map<unique_ptr<int>, int, MapComp> a_map;    // Create the map

    unique_ptr<int> a(new int(5));    // unique_ptr for key
    unique_ptr<int> b(new int(9));
    unique_ptr<int> c(new int(7));

    a_map[std::move(a)] = 25;    // move semantics to get ownership
    a_map[std::move(b)] = 81;    // of unique_ptrs into the map.
    a_map[std::move(c)] = 49;    // a, b, c hold NULL after this.

    map<unique_ptr<int>, int>::iterator it;
    for (it = a_map.begin(); it != a_map.end(); it++) {
        std::cout << "key: " << *(it->first);
        std::cout << " value: " << it->second << std::endl;
    }
    return EXIT_SUCCESS;
}
```

unique_ptr and Arrays

- ❖ `unique_ptr` can store arrays as well
 - Will call `delete []` on destruction

unique5.cc

```
#include <memory>    // for std::unique_ptr
#include <cstdlib>    // for EXIT_SUCCESS

using namespace std;

int main(int argc, char **argv) {
    unique_ptr<int[]> x(new int[5]);

    x[0] = 1;
    x[2] = 2;

    return EXIT_SUCCESS;
}
```

`std::shared_ptr`

- ❖ `shared_ptr` is similar to `unique_ptr` but we allow shared objects to have multiple owners
 - The copy/assign operators are not disabled and *increment* or *decrement* `reference counts` as needed
 - After a copy/assign, the two `shared_ptr` objects point to the same pointed-to object and the (shared) reference count is `2`
 - When a `shared_ptr` is destroyed, the reference count is *decremented*
 - When the reference count hits `0`, we `delete` the pointed-to object!
 - Allows us to create complex linked structures (double-linked lists, graphs, etc.) at the cost of maintaining reference counts

What is Reference Counting?

- ❖ Idea: associate a *reference count* with each object
 - Reference count holds number of references (pointers) to the object
 - Adjusted whenever pointers are changed:
 - Increase by 1 each time we have a new pointer to an object
 - Decrease by 1 each time a pointer to an object is removed
 - When reference counter decreased to 0, no more pointers to the object, so delete it (automatically)
- ❖ Used by C++ `shared_ptr`, not used in general for C++ memory management

Reference Counting

- ❖ Suppose for the moment that we have a new C++ -like language that uses reference counting for heap data
- ❖ As in C++, a struct is a type with public fields, so we can implement lists of integers using the following Node type

```
struct Node {  
    int payload;    // node payload  
    Node * next;    // next Node or nullptr  
};
```

- ❖ The reference counts are handled behind the scenes by the memory manager code – they are not accessible to the programmer


Example 1

- ❖ Let's execute the following code. Heap data is shown using rectangles; associated reference counts with ovals

p 

q 

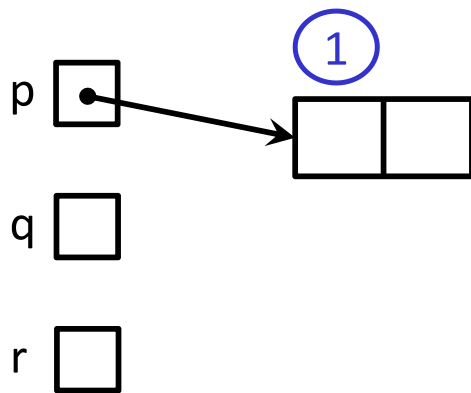
r 



```
Node * p = new Node();  
Node * q = new Node();  
Node * r = p;  
q->next = new Node();  
p = nullptr;  
r = nullptr;  
q = nullptr;
```

Example 1

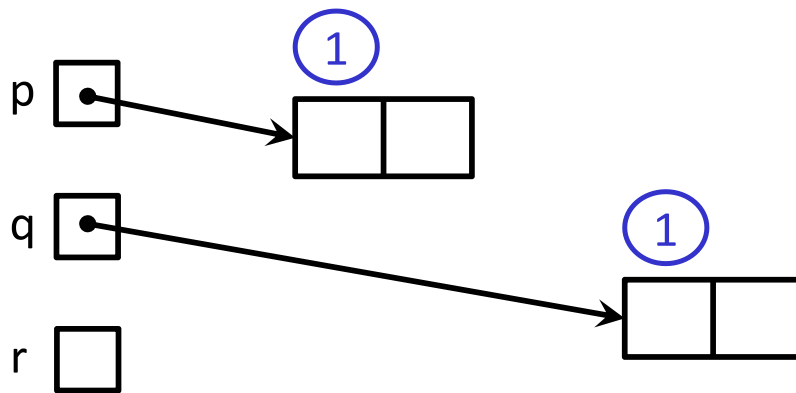
- ❖ Let's execute the following code. Heap data is shown using rectangles; associated reference counts with ovals



```
Node * p = new Node();  
Node * q = new Node();  
Node * r = p;  
q->next = new Node();  
p = nullptr;  
r = nullptr;  
q = nullptr;
```


Example 1

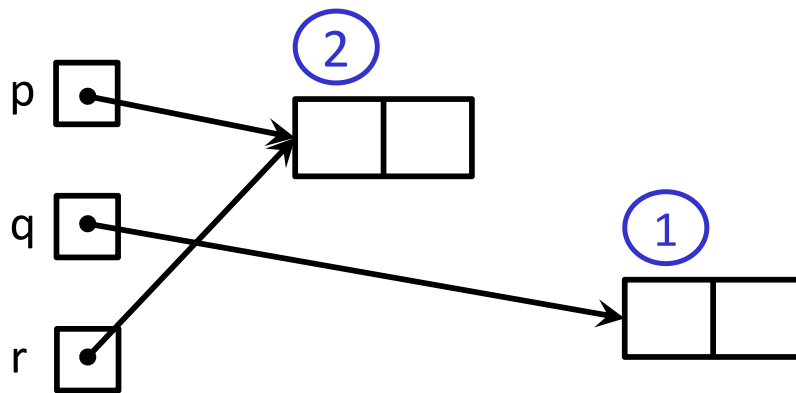
- ❖ Let's execute the following code. Heap data is shown using rectangles; associated reference counts with ovals



```
Node * p = new Node();  
Node * q = new Node();  
Node * r = p;  
q->next = new Node();  
p = nullptr;  
r = nullptr;  
q = nullptr;
```

Example 1

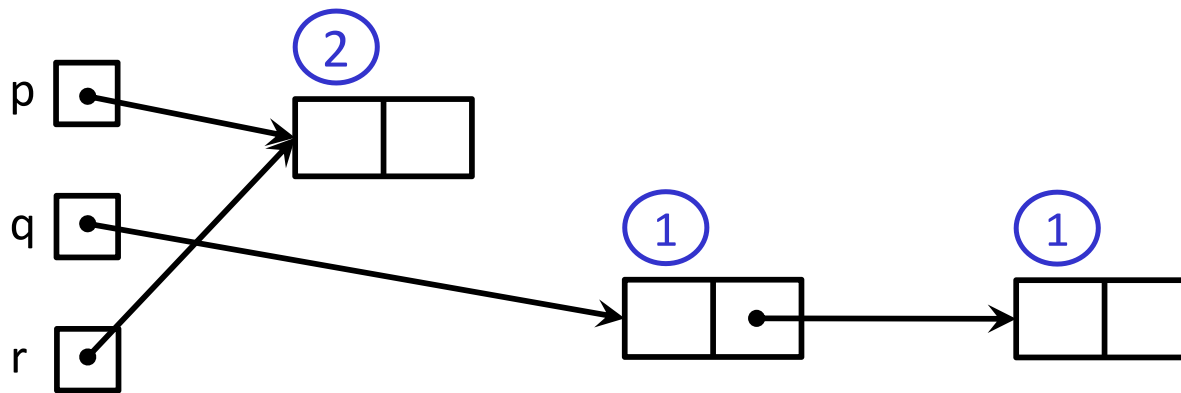
- ❖ Let's execute the following code. Heap data is shown using rectangles; associated reference counts with ovals



```
Node * p = new Node();  
Node * q = new Node();  
Node * r = p;  
→ q->next = new Node();  
p = nullptr;  
r = nullptr;  
q = nullptr;
```

Example 1

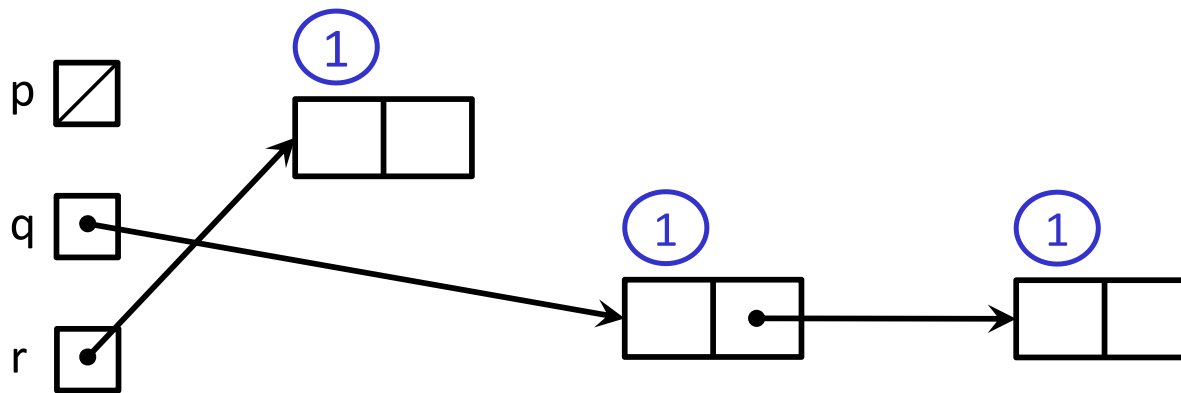
- ❖ Let's execute the following code. Heap data is shown using rectangles; associated reference counts with ovals



```
Node * p = new Node();  
Node * q = new Node();  
Node * r = p;  
q->next = new Node();  
→ p = nullptr;  
  r = nullptr;  
  q = nullptr;
```

Example 1

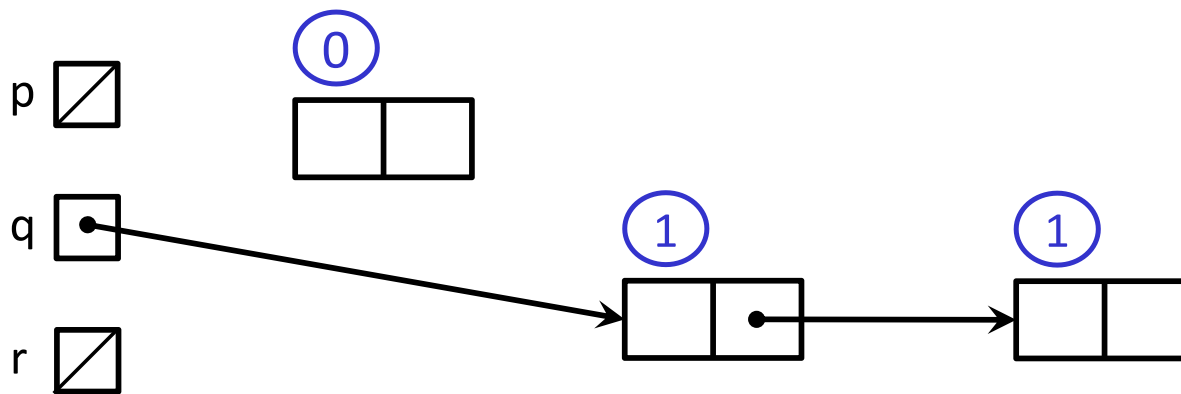
- ❖ Let's execute the following code. Heap data is shown using rectangles; associated reference counts with ovals



```
Node * p = new Node();  
Node * q = new Node();  
Node * r = p;  
q->next = new Node();  
p = nullptr;  
r = nullptr;  
q = nullptr;
```

Example 1


- ❖ Let's execute the following code. Heap data is shown using rectangles; associated reference counts with ovals




```
Node * p = new Node();  
Node * q = new Node();  
Node * r = p;  
q->next = new Node();  
p = nullptr;  
r = nullptr;  
q = nullptr;
```


Example 1

- ❖ Let's execute the following code. Heap data is shown using rectangles; associated reference counts with ovals

p 

q 

r 




```
Node * p = new Node();  
Node * q = new Node();  
Node * r = p;  
q->next = new Node();  
p = nullptr;  
r = nullptr;  
q = nullptr;
```

Example 2

- ❖ Similar to the previous code, but slightly different

q ☐

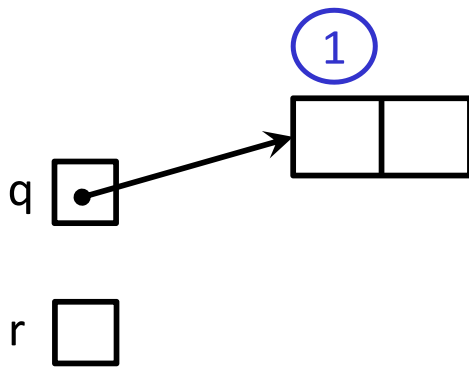
r ☐



```
Node * q = new Node();  
Node * r = new Node();  
q->next = r;  
r->next = q;  
r = nullptr;  
q = nullptr;
```

Example 2

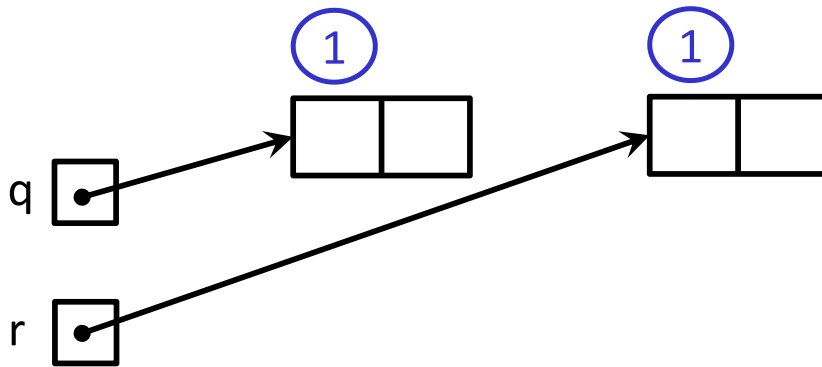
- ❖ Similar to the previous code, but slightly different



```
Node * q = new Node();  
Node * r = new Node();  
q->next = r;  
r->next = q;  
r = nullptr;  
q = nullptr;
```


Example 2

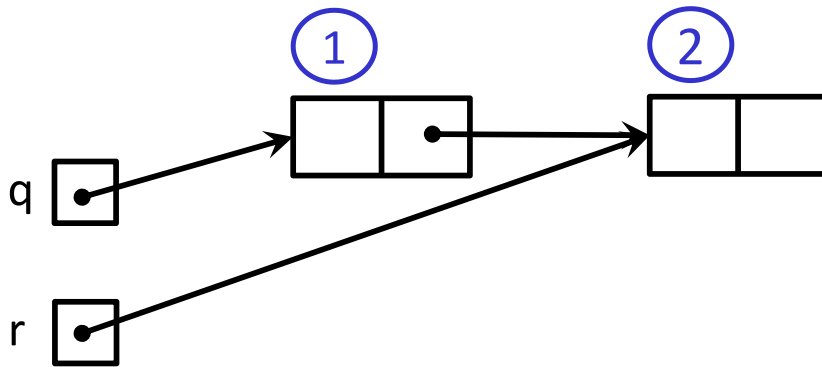
- ❖ Similar to the previous code, but slightly different



```
Node * q = new Node();  
Node * r = new Node();  
→ q->next = r;  
  r->next = q;  
  r = nullptr;  
  q = nullptr;
```

Example 2

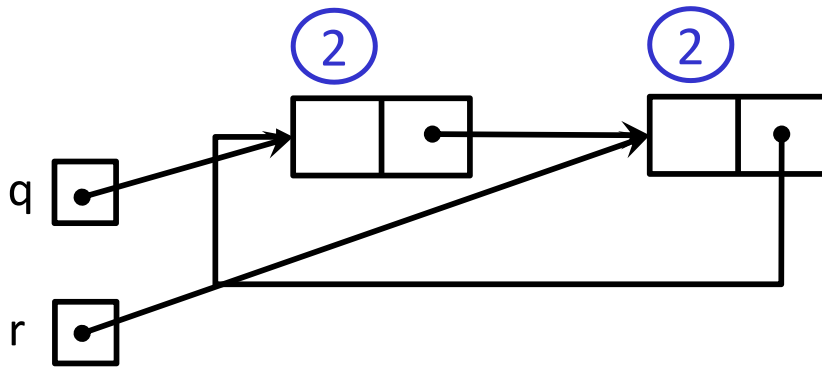
- ❖ Similar to the previous code, but slightly different



```
Node * q = new Node();  
Node * r = new Node();  
q->next = r;  
→ r->next = q;  
r = nullptr;  
q = nullptr;
```

Example 2

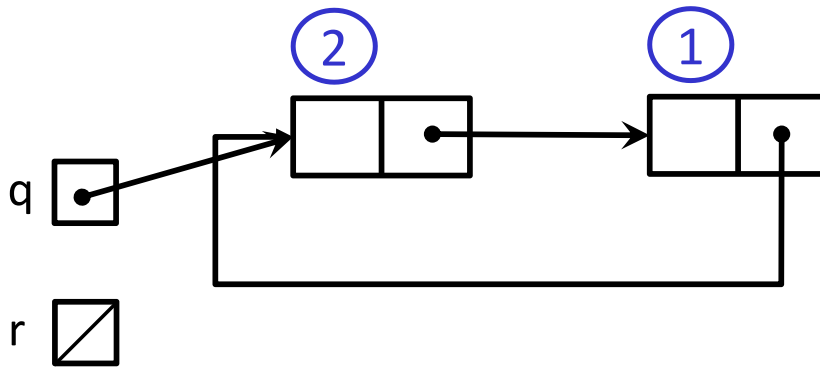
- ❖ Similar to the previous code, but slightly different



```
Node * q = new Node();  
Node * r = new Node();  
q->next = r;  
r->next = q;  
r = nullptr;  
q = nullptr;
```

Example 2

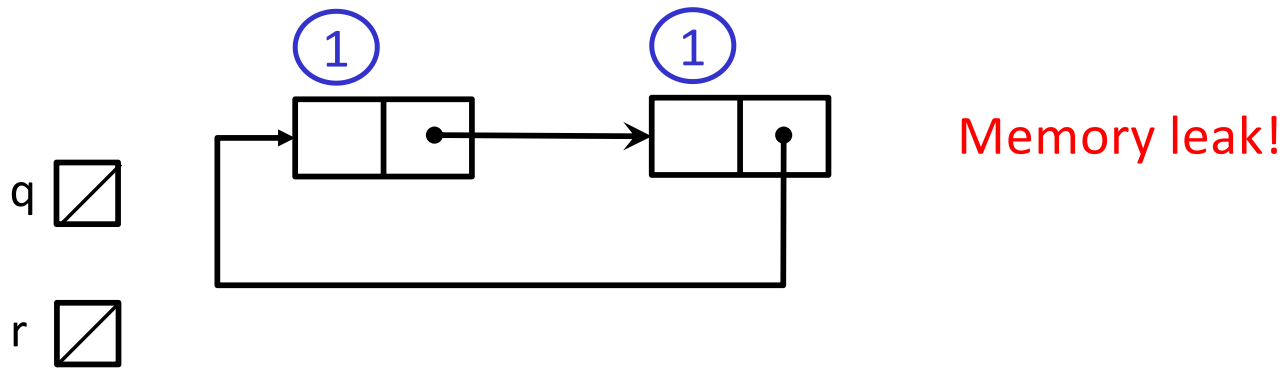
- ❖ Similar to the previous code, but slightly different



```
Node * q = new Node();  
Node * r = new Node();  
q->next = r;  
r->next = q;  
r = nullptr;  
q = nullptr;
```

Example 2

- ❖ Similar to the previous code, but slightly different



```
Node * q = new Node();  
Node * r = new Node();  
q->next = r;  
r->next = q;  
r = nullptr;  
q = nullptr;
```

Review `std::shared_ptr`

- ❖ `shared_ptr` is similar to `unique_ptr` but we allow shared objects to have multiple owners
 - The copy/assign operators are not disabled and they *increment* or *decrement* `reference counts` as needed
 - After a copy/assign, the two `shared_ptr` objects point to the same pointed-to object and the (shared) reference count is `2`
 - When a `shared_ptr` is destroyed, the reference count is *decremented*
 - When the reference count hits `0`, we `delete` the pointed-to object!
 - Allows us to create complex linked structures (double-linked lists, graphs, etc.) at the cost of maintaining reference counts

shared_ptr Example

sharedexample.cc

```
#include <cstdlib>    // for EXIT_SUCCESS
#include <iostream>   // for std::cout, std::endl
#include <memory>     // for std::shared_ptr

int main(int argc, char **argv) {
    std::shared_ptr<int> x(new int(10)); // ref count: 1

    // temporary inner scope with local y (!)
    {
        std::shared_ptr<int> y = x;      // ref count: 2
        std::cout << *y << std::endl;
    }                                    // exit scope, y deleted

    std::cout << *x << std::endl;        // ref count: 1

    return EXIT_SUCCESS;
}
```

shared_ptrs and STL Containers

- ❖ Even simpler than `unique_ptr`
 - Safe to store `shared_ptr`s in containers, since copy & assign maintain a shared reference count

`sharedvec.cc`

```
vector<std::shared_ptr<int> > vec;

vec.push_back(std::shared_ptr<int>(new int(9)));
vec.push_back(std::shared_ptr<int>(new int(5)));
vec.push_back(std::shared_ptr<int>(new int(7)));

int &z = *vec[1];
std::cout << "z is: " << z << std::endl;

std::shared_ptr<int> copied = vec[1]; // works!
std::cout << "*copied: " << *copied << std::endl;

std::shared_ptr<int> moved = std::move(vec[1]); // works!
std::cout << "*moved: " << *moved << std::endl;
std::cout << "vec[1].get(): " << vec[1].get() << std::endl;
```


shared_ptrs Must Share Nicely

- ❖ A warning: `shared_ptr` reference counting works as long as the shared references to the same object result from making copies of existing `shared_ptr` values
- ❖ If we create multiple `shared_ptr`s using the same raw pointer, the `shared_ptr`s will have separate reference counts. When any of those reference counters decrement to 0, that `shared_ptr` will delete the owned object, and the other `shared_ptr`s now have dangling pointers – which they will later (double) delete! Bug!!

shared_ptr Warning

sharedbug.cc

```
#include <cstdlib>    // for EXIT_SUCCESS
#include <iostream>   // for std::cout, std::endl
#include <memory>     // for std::shared_ptr

int main(int argc, char **argv) {
    std::shared_ptr<int> x(new int(10)); // ref count: 1
    std::shared_ptr<int> y(x);           // ref count: 2

    int *p = new int(10);
    std::shared_ptr<int> xbug(p);        // ref count: 1
    std::shared_ptr<int> ybug(p);        // separate ref count: 1

    return EXIT_SUCCESS;
}

// x and y ref count: 0 - ok delete
// xbug and ybug ref counts both 0
// both try to delete p
// -- double-delete error!
```

Cycle of shared_ptrs

strongcycle.cc

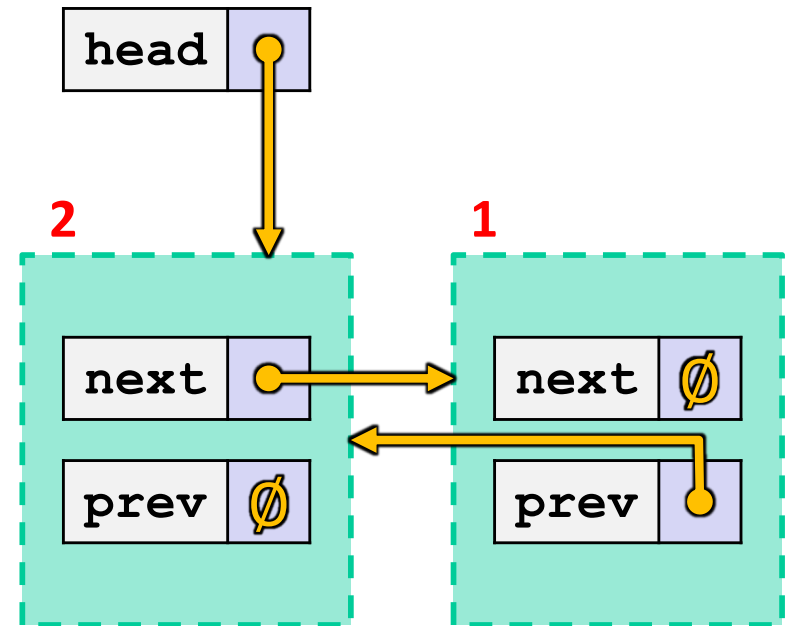
```
#include <cstdlib>
#include <memory>

using std::shared_ptr;

struct A {
    shared_ptr<A> next;
    shared_ptr<A> prev;
};

int main(int argc, char **argv) {
    shared_ptr<A> head(new A());
    head->next = shared_ptr<A>(new A());
    head->next->prev = head;

    return EXIT_SUCCESS;
}
```



❖ What happens when we delete head?

Cycle of shared_ptrs

strongcycle.cc

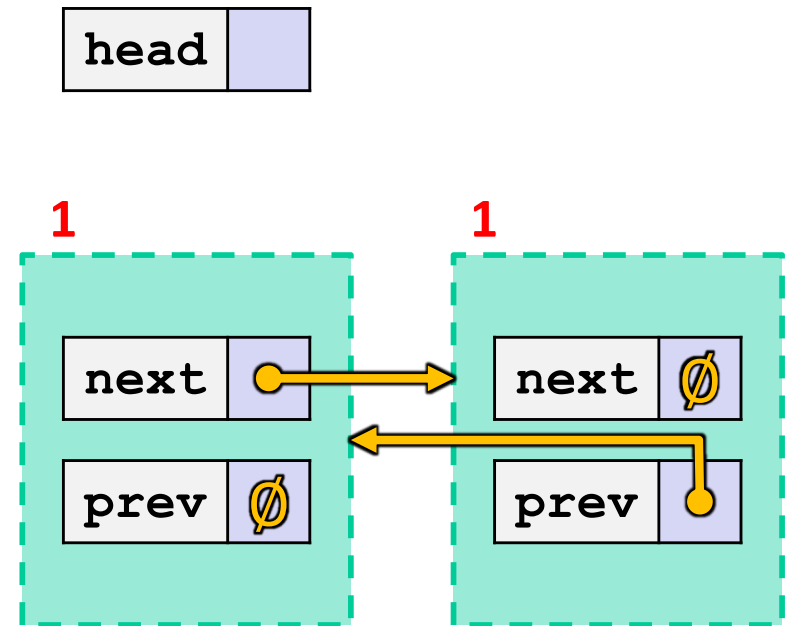
```
#include <cstdlib>
#include <memory>

using std::shared_ptr;

struct A {
    shared_ptr<A> next;
    shared_ptr<A> prev;
};

int main(int argc, char **argv) {
    shared_ptr<A> head(new A());
    head->next = shared_ptr<A>(new A());
    head->next->prev = head;

    return EXIT_SUCCESS;
}
```



- ❖ What happens when we **delete** head? Nodes unreachable but not deleted because ref counts > 0

`std::weak_ptr`

- ❖ `weak_ptr` is similar to a `shared_ptr` but doesn't affect the reference count
 - Can *only* “point to” an object that is managed by a `shared_ptr`
 - Not *really* a pointer – can't actually dereference unless you “get” its associated `shared_ptr`
 - Because it doesn't influence the reference count, `weak_ptr`s can become “*dangling*”
 - Object referenced may have been `delete`'d
 - But you can check to see if the object still exists
- ❖ Can be used to break our cycle problem!

Breaking the Cycle with weak_ptr

weakcycle.cc

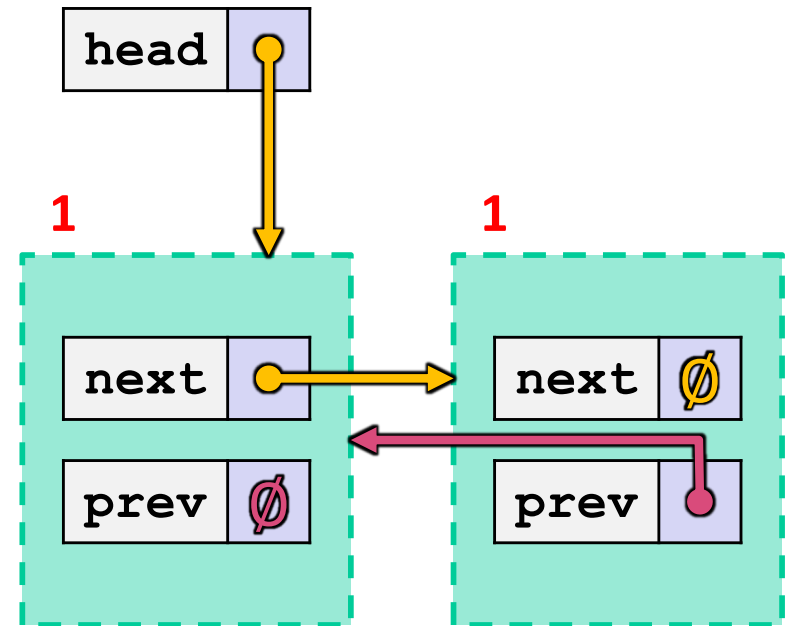
```
#include <cstdlib>
#include <memory>

using std::shared_ptr;
using std::weak_ptr;

struct A {
    shared_ptr<A> next;
    weak_ptr<A> prev;
};

int main(int argc, char **argv) {
    shared_ptr<A> head(new A());
    head->next = shared_ptr<A>(new A());
    head->next->prev = head;

    return EXIT_SUCCESS;
}
```



❖ Now what happens when we `delete` head?

Breaking the Cycle with weak_ptr

weakcycle.cc

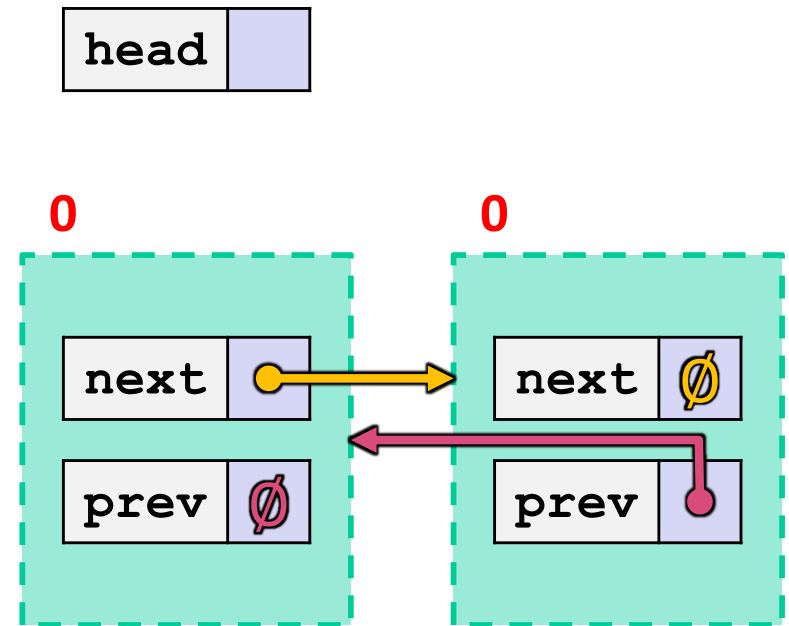
```
#include <cstdlib>
#include <memory>

using std::shared_ptr;
using std::weak_ptr;

struct A {
    shared_ptr<A> next;
    weak_ptr<A> prev;
};

int main(int argc, char **argv) {
    shared_ptr<A> head(new A());
    head->next = shared_ptr<A>(new A());
    head->next->prev = head;

    return EXIT_SUCCESS;
}
```



- ❖ Now what happens when we `delete` head? Ref counts go to 0 and nodes deleted!

Using a `weak_ptr`

usingweak.cc

```
#include <cstdlib>    // for EXIT_SUCCESS
#include <iostream>   // for std::cout, std::endl
#include <memory>     // for std::shared_ptr, std::weak_ptr

int main(int argc, char **argv) {
    std::weak_ptr<int> w;

    { // temporary inner scope with local x
        std::shared_ptr<int> x;
        { // temporary inner-inner scope with local y
            std::shared_ptr<int> y(new int(10));
            w = y;                // weak ref; ref count for "10" node is same
            x = w.lock();         // get "promoted" shared_ptr, ref cnt = 2
            std::cout << *x << std::endl;
        } // y deleted; ref count now 1
        std::cout << *x << std::endl;
    } // x deleted; ref count now 0; mem freed
    std::shared_ptr<int> a = w.lock(); // nullptr
    std::cout << a << std::endl;      // output is 0 (null)

    return EXIT_SUCCESS;
}
```


Reference Counting Perspective

- ❖ **Reference counting** is a technique for managing resources by counting and storing number of references to an object (i.e., # of pointers that hold the address of the object)
 - Increment or decrement count as pointers are changed
 - Delete the object when reference count decremented to 0
- ❖ Works great! But...
 - Bunch of extra overhead on every pointer operation
 - Cannot reclaim linked objects with circular references
 - Not general enough for automatic memory management (need automatic garbage collection as in Java), but when it's appropriate it's a clean solution for resource management and cleanup
 - ex.: directory links to files in Linux – delete file when link count = 0!

Summary

- ❖ A `unique_ptr` **takes ownership** of a pointer
 - Cannot be copied, but can be moved
 - `get()` returns a copy of the pointer, but is dangerous to use; better to use `release()` instead
 - `reset()` `deletes` old pointer value and stores a new one
- ❖ A `shared_ptr` allows shared objects to have multiple owners by doing *reference counting*
 - `deletes` an object once its reference count reaches zero
- ❖ A `weak_ptr` works with a shared object but doesn't affect the reference count
 - Can't actually be dereferenced, but can check if the object still exists and can get a `shared_ptr` from the `weak_ptr` if it does