

C Data, Parameters

CSE 333 Autumn 2023

Instructor: Chris Thachuk

Teaching Assistants:

Ann Baturytski

Humza Lala

Yuquan Deng

Alan Li

Noa Ferman

Leanna Mi Nguyen

James Froelich

Chanh Truong

Hannah Jiang

Jennifer Xu

Yegor Kuznetsov

Relevant Course Information

- ❖ Exercise 1 due Monday, 10:00 pm (*complete individually*)
 - Submission via Gradescope (contact us if you don't have access)
 - Make sure that you are testing on the CSE Linux environment
 - Sample solution will be posted Tuesday afternoon

- ❖ Homework 0 due Tuesday, 10:00 pm (*complete individually*)
 - Logistics and infrastructure for projects
 - `cpplint` and `valgrind` are useful for exercises, too
 - You need to set up an SSH key and clone GitLab repo
 - We will submit to Gradescope from your repo for you



Poll Everywhere

pollev.com/cse333

Which of the following statements is FALSE?

- A. With the standard `main` syntax, it is always safe to use `argv[0]`
- B. Your program's returned status code is unimportant
- C. Using function declarations is beneficial to both single- and multi-file C programs
- D. Defined error constants need to be looked up in function documentation, man pages, or header files like `errno.h`
- E. We're lost...

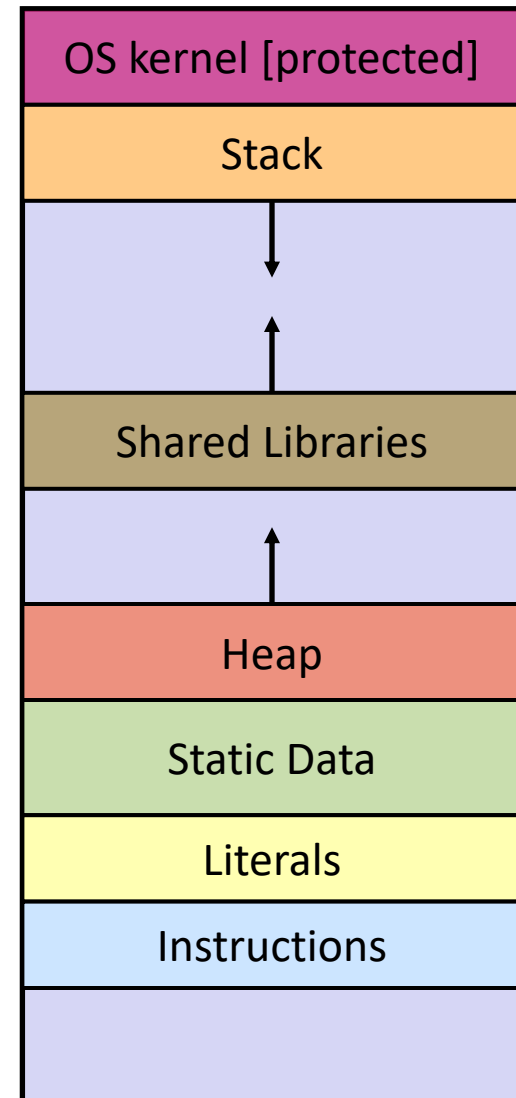
Lecture Outline

- ❖ **C Data Considerations**
 - **Memory**
 - **Arrays and Pointers Review**
- ❖ **C Parameters**
 - **Arrays and Pointers as Parameters**

Memory Management

- ❖ *Local* variables on the Stack
 - **Automatically**-allocated and deallocated via calling conventions (`push`, `pop`, `mov`)
- ❖ *Global* and *static* variables in Data
 - **Statically**-allocated when the process starts and deallocated when it exits
- ❖ `malloc`-ed data on the Heap
 - **Dynamically**-allocated by process
 - Must call `free()` to free, otherwise a **memory leak**

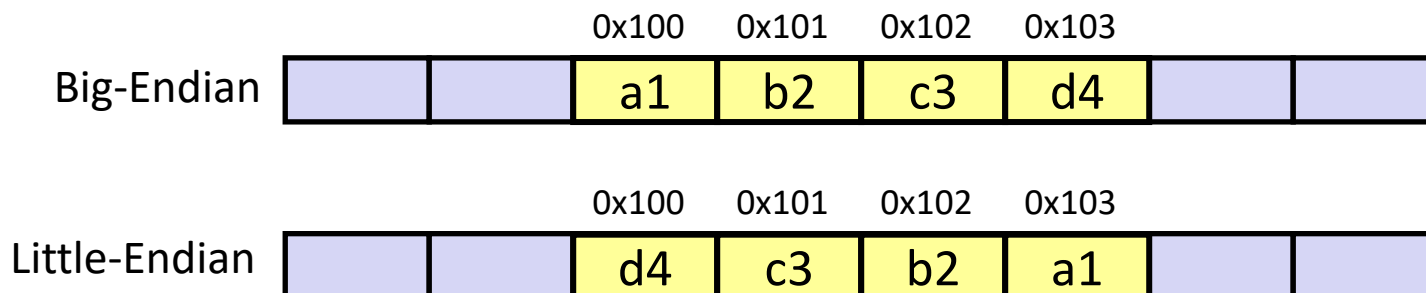
0xFF...FF



0x00...00

Endianness

- ❖ Memory is byte-addressed, so endianness determines what ordering that multi-byte data gets read and stored *in memory*
 - **Big-endian**: Least significant byte has *highest* address
 - **Little-endian**: Least significant byte has *lowest* address
- ❖ **Example**: 4-byte data 0xa1b2c3d4 at address 0x100



Pointers

❖ Variables that store addresses

- It points to somewhere in the process' virtual address space
- `&foo` produces the virtual address of `foo`

❖ Generic definition: `type* name;` or `type *name;`

- Recommended: do not define multiple pointers on same line:

`int *p1, p2;` not the same as `int *p1, *p2;`

- Instead, use:

```
int *p1;  
int *p2;
```

❖ *Dereference* a pointer using the unary `*` operator

- Access the memory referred to by a pointer

Pointer Arithmetic

- ❖ Pointers are *typed*
 - Tells the compiler the size of the data you are pointing to
 - Exception: `void*` is a generic pointer (*i.e.*, a placeholder)
- ❖ Pointer arithmetic is scaled by `sizeof (*p)`
 - Works nicely for arrays
 - Does not work on `void*`, since `void` doesn't have a size!
 - Not allowed, though confusingly GCC allows it as an extension 😞
- ❖ Valid pointer arithmetic:
 - Add/subtract an integer to/from a pointer
 - Subtract two pointers (within stack frame or malloc block)
 - Compare pointers (`<`, `<=`, `==`, `!=`, `>`, `>=`), including `NULL`
 - ... but plenty of valid-but-inadvisable operations, too



Poll Everywhere

pollev.com/cse333

At **this point** in the code, what values are stored in `arr[]`?

```

int main(int argc, char** argv) {
    int arr[3] = {2, 3, 4};
    int* p = &arr[1];
    int** dp = &p; // pointer to a pointer
    *(*dp) += 1;
    p += 1;
    *(*dp) += 1;
    return EXIT_SUCCESS;
}

```

ptr_poll.c

A. {2, 3, 4}

B. {3, 4, 5}

C. {2, 6, 4}

D. {2, 4, 5}

E. We're lost...

0x7fff...78

arr[2]	4
--------	---

0x7fff...74

arr[1]	3
--------	---

0x7fff...70

arr[0]	2
--------	---

0x7fff...68

p	0x7fff...74
---	-------------

0x7fff...60

dp	0x7fff...68
----	-------------

Practice Solution

Note: arrow points to *next* instruction to be executed.

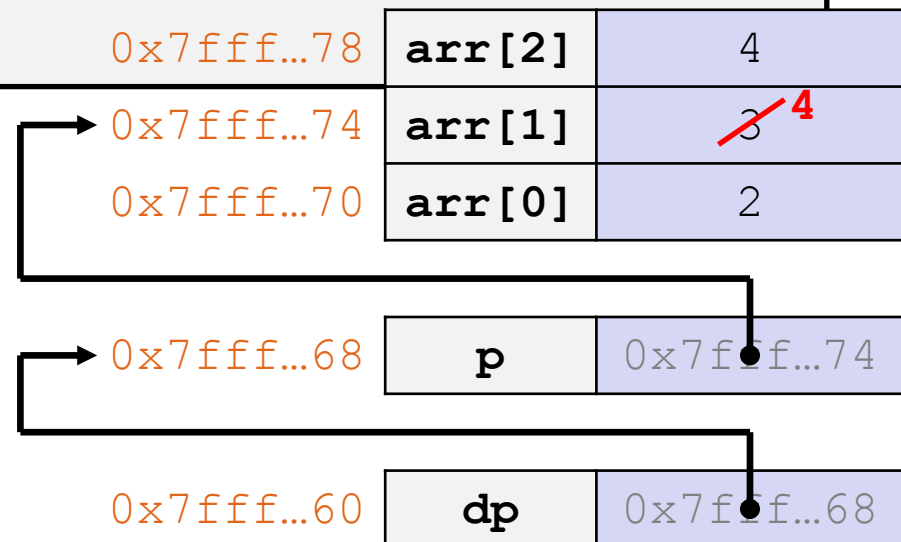
ptr_poll.c

```
int main(int argc, char** argv) {
    int arr[3] = {2, 3, 4};
    int* p = &arr[1];
    int** dp = &p; // pointer to a pointer

    → * (*dp) += 1;
    p += 1;
    * (*dp) += 1;

    return EXIT_SUCCESS;
}
```

address	name	value
---------	------	-------



Practice Solution

Note: arrow points to *next* instruction to be executed.

ptr_poll.c

```
int main(int argc, char** argv) {
    int arr[3] = {2, 3, 4};
    int* p = &arr[1];
    int** dp = &p; // pointer to a pointer

    *(*dp) += 1;
    p += 1;
    *(*dp) += 1;

    return EXIT_SUCCESS;
}
```

address	name	value
---------	------	-------

0x7fff...78	arr[2]	4
0x7fff...74	arr[1]	4
0x7fff...70	arr[0]	2
0x7fff...68	p	0x7fff...74
0x7fff...60	dp	0x7fff...68

Practice Solution

Note: arrow points to *next* instruction to be executed.

ptr_poll.c

```
int main(int argc, char** argv) {
    int arr[3] = {2, 3, 4};
    int* p = &arr[1];
    int** dp = &p; // pointer to a pointer

    *(*dp) += 1;
    p += 1;
    → *(*dp) += 1;

    return EXIT_SUCCESS;
}
```

address	name	value
---------	------	-------

0x7fff...78	arr[2]	4
0x7fff...74	arr[1]	4
0x7fff...70	arr[0]	2
0x7fff...68	p	0x7fff...78
0x7fff...60	dp	0x7fff...68

Practice Solution

Note: arrow points to *next* instruction to be executed.

ptr_poll.c

```
int main(int argc, char** argv) {
    int arr[3] = {2, 3, 4};
    int* p = &arr[1];
    int** dp = &p; // pointer to a pointer

    *(*dp) += 1;
    p += 1;
    → *(*dp) += 1;

    return EXIT_SUCCESS;
}
```

address	name	value
---------	------	-------

0x7fff...78	arr[2]	4 ⁵
0x7fff...74	arr[1]	4
0x7fff...70	arr[0]	2
0x7fff...68	p	0x7fff...78
0x7fff...60	dp	0x7fff...68

Arrays

- ❖ Definition: `type name [size]` allocates $size * sizeof(type)$ bytes of *contiguous* memory
 - By default, array values are “mystery” data (i.e., uninitialized)
 - Normal usage is a compile-time constant for `size` (e.g., `int scores[175];`)
- ❖ Size of an array
 - Not stored anywhere – array does not know its own size!
 - `sizeof(array)` only works in the variable scope of array definition
 - Recent versions of C (but *not* C++) allow for variable-length arrays
 - Uncommon and can be considered bad practice [*we won't use*]

```
int n = 175;
int scores[n]; // OK in C99
```

Using Arrays

- ❖ Initialization: `type name [size] = {val0, ..., valN};`
 - `{ }` initialization can *only* be used at time of definition
 - If no `size` supplied, infers from length of array initializer
- ❖ Array name used as identifier for “collection of data”
 - Array name produces the address of the start of the array
 - Cannot be assigned to / changed
 - `name [index]` specifies an element of the array and can be used as an assignment target or as a value in an expression

```
int primes[6] = {2, 3, 5, 6, 11, 13};  
primes[3] = 7;  
primes[100] = 0; // memory smash!
```

Pointers and Arrays

- ❖ A pointer can point to an array element
 - You can use array indexing notation on pointers
 - `ptr[i]` is `*(ptr+i)` with pointer arithmetic – reference the data `i` elements forward from `ptr`
 - An array name's value is the beginning address of the array
 - *Like* a pointer to the first element of array, but can't change

```
int a[] = {10, 20, 30, 40, 50};
int* p1 = &a[3]; // refers to a's 4th element
int* p2 = &a[0]; // refers to a's 1st element
int* p3 = a;    // refers to a's 1st element

*p1 = 100;
*p2 = 200;
p1[1] = 300;
p2[1] = 400;
p3[2] = 500;    // final: 200, 400, 500, 100, 300
```


Lecture Outline

- ❖ C Data Considerations
 - Memory
 - Arrays and Pointers Review
- ❖ **C Parameters**
 - **Arrays and Pointers as Parameters**

Parameters: reference vs. value

- ❖ There are two fundamental parameter-passing schemes in programming languages
- ❖ **Call-by-value**
 - Parameter is a local variable initialized with a copy of the calling argument when the function is called; manipulating the parameter only changes the copy, *not* the calling argument
 - **C, Java, C++** (most things)
- ❖ **Call-by-reference**
 - Parameter is an alias for the supplied argument; manipulating the parameter manipulates the calling argument
 - C++ references (we'll see these later)

Faking Call-By-Reference in C

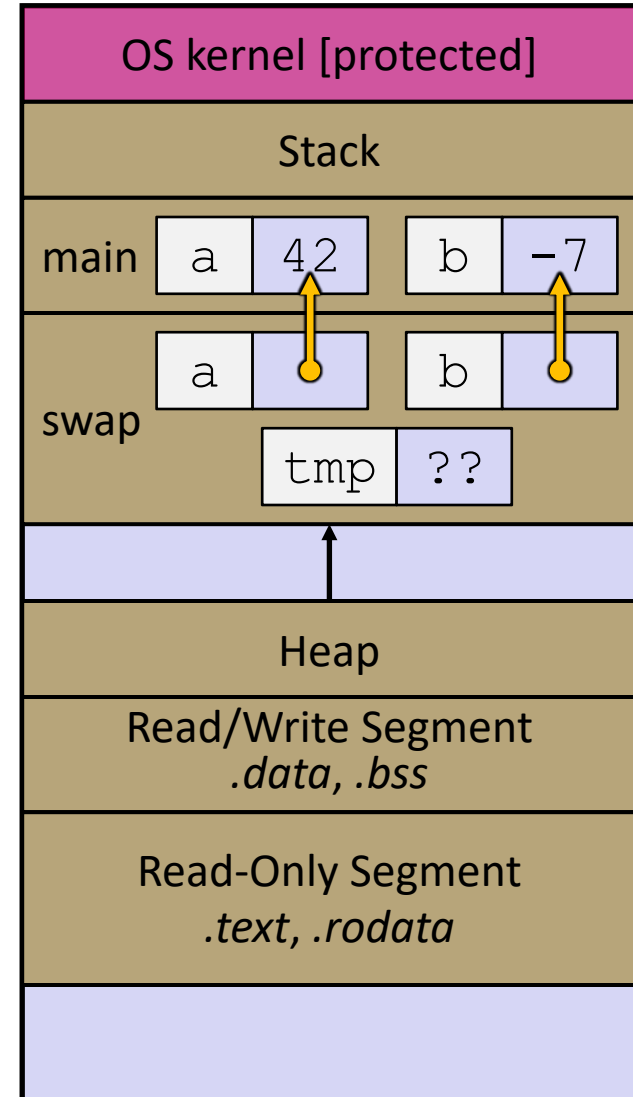
- ❖ Can use pointers to *approximate* call-by-reference
 - Callee still receives a **copy** of the pointer (*i.e.*, call-by-value), but it can modify something in the caller's scope by dereferencing the pointer parameter

```
void Swap(int* a, int* b) {  
    int tmp = *a;  
    *a = *b;  
    *b = tmp;  
}  
  
int main(int argc, char** argv) {  
    int a = 42, b = -7;  
    Swap(&a, &b);  
    ...  
}
```

Fixed Swap

swap.c

```
void Swap(int* a, int* b) {  
    int tmp = *a;  
    *a = *b;  
    *b = tmp;  
}  
  
int main(int argc, char** argv) {  
    int a = 42, b = -7;  
    Swap(&a, &b);  
    ...  
}
```



Arrays as Parameters

- ❖ It's tricky to use arrays as parameters
 - What happens when you use an array name as an argument?
 - Arrays do not know their own size

```
// sums all elements of the array a
int SumAll(int a[]);

int main(int argc, char** argv) {
    int numbers[] = {9, 8, 1, 9, 5};
    int sum = SumAll(numbers);
    return EXIT_SUCCESS;
}

int SumAll(int a[]) {
    int i, sum = 0;
    for (i = 0; i < ...???)
}
```

Solution 1: Declare Array Size

```
// sums all elements of the array a
int SumAll(int a[5]); // prototype

int main(int argc, char** argv) {
    int numbers[] = {9, 8, 1, 9, 5};
    int sum = SumAll(numbers);
    printf("sum is: %d\n", sum);
    return EXIT_SUCCESS;
}

int SumAll(int a[5]) {
    int i, sum = 0;
    for (i = 0; i < 5; i++) {
        sum += a[i];
    }
    return sum;
}
```

- ❖ Problem: loss of generality/flexibility

Solution 2: Pass Size as Parameter

```
// sums all elements of the array a
int SumAll(int a[], int size);

int main(int argc, char** argv) {
    int numbers[] = {9, 8, 1, 9, 5};
    int sum = SumAll(numbers, 5);
    printf("sum is: %d\n", sum);
    return EXIT_SUCCESS;
}

int SumAll(int a[], int size) {
    int i, sum = 0;
    for (i = 0; i < size; i++) {
        sum += a[i];
    }
    return sum;
}
```

- ❖ Standard idiom in C programs!

arraysum.c

Arrays: Call-by-what?

- ❖ Technical answer: a $T[]$ array parameter is “promoted” to a pointer of type T^* , and the *pointer* is passed by value
 - So it acts like a *call-by-reference array* – caller’s array can be changed if callee modifies the array parameter elements
 - But it’s really a *call-by-value pointer* – the callee’s pointer parameter can be changed without affecting the caller’s array
 - This is because $T[i]$ is really $*(T+i)$. We aren’t changing T !

```
void CopyArray(int src[], int dst[], int size) {
    int i;
    dst = src; // doesn't copy the array, copies the address
    for (i = 0; i < size; i++) {
        dst[i] = src[i]; // copies source array to itself
    }
}
```




Array Parameters

- ❖ Array parameters are *actually* passed as pointers to the first array element
 - The [] syntax for parameter types is just for convenience
 - Use whichever best helps the reader

This code:

```
void F(int a[]);

int main( ... ) {
    int a[5];
    ...
    F(a);
    return EXIT_SUCCESS;
}

void F(int a[]) {
```

Equivalent to:

```
void F(int* a);

int main( ... ) {
    int a[5];
    ...
    F(&a[0]);
    return EXIT_SUCCESS;
}

void F(int* a) {
```

Returning an Array

- ❖ Local variables, including arrays, are allocated on the Stack
 - They “disappear” when a function returns!
 - Can’t safely return local arrays from functions
 - Can’t return an array as a return value – why not?

```
int* CopyArray(int src[], int size) {
    int i, dst[size];    // OK in C99

    for (i = 0; i < size; i++) {
        dst[i] = src[i];
    }

    return dst;    // no compiler error, but wrong!
}
```

buggy_copyarray.c

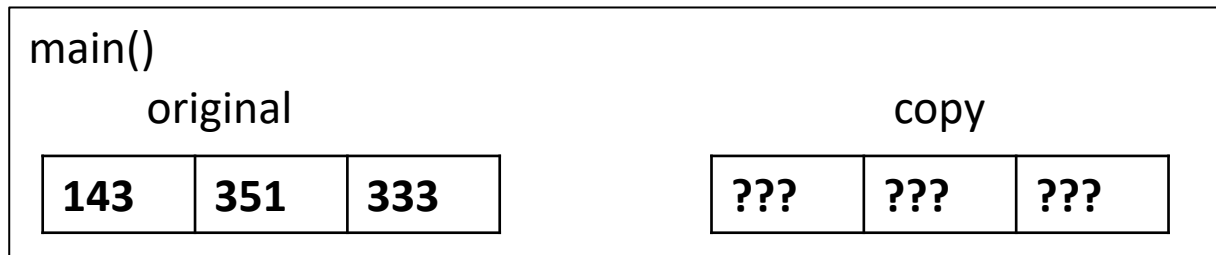
Solution: Output Parameter

- ❖ Create the “returned” array in the caller
 - Pass it as an **output parameter** to `CopyArray()`
 - A pointer parameter that allows the called function to store values that the caller can use
 - Works because arrays are “passed” as pointers

```
void CopyArray(int src[], int dst[], int size) {  
    int i;  
  
    for (i = 0; i < size; i++) {  
        dst[i] = src[i];  
    }  
}
```

copyarray.c

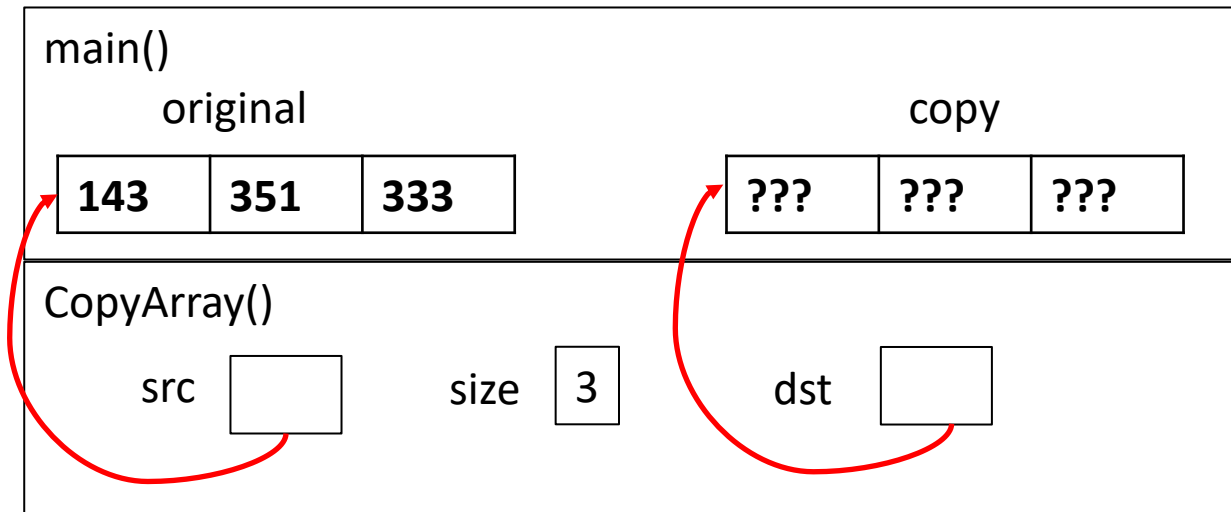
Array Memory Diagram



```
int main() {
    int original[] = {143, 351, 333};
    int copy[3];
    CopyArray(original, copy, 3);
}

void CopyArray(int src[], int dst[], int size) {
    for (int i = 0; i < size; i++) {
        dst[i] = src[i];
    }
}
```

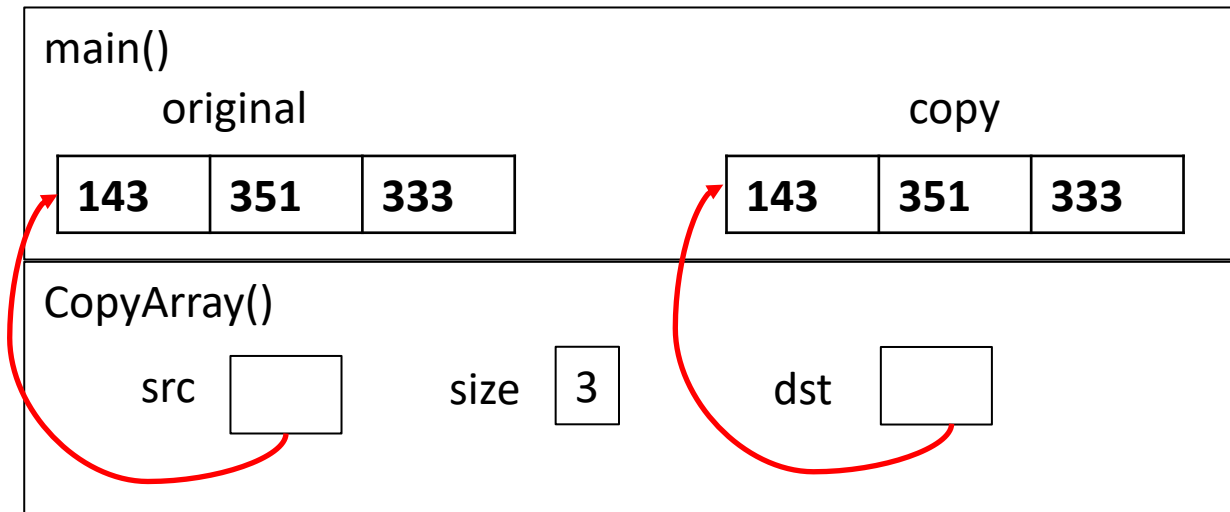
Array Memory Diagram



```
int main() {  
    int original[] = {143, 351, 333};  
    int copy[3];  
    CopyArray(original, copy, 3);  
}  
  
void CopyArray(int src[], int dst[], int size) {  
    for (int i = 0; i < size; i++) {  
        dst[i] = src[i];  
    }  
}
```

dst[i] is really
*(dst+i). We
aren't changing dst!

Array Memory Diagram



```
int main() {  
    int original[] = {143, 351, 333};  
    int copy[3];  
    copyArray(original, copy, 3);  
}  
  
void CopyArray(int src[], int dst[], int size) {  
    for (int i = 0; i < size; i++) {  
        dst[i] = src[i];  
    }  
}
```

dst[i] is really
*(dst+i). We
aren't changing dst!

Output Parameters

❖ Output parameters are common in library functions

- `long int strtol(char* str, char** endptr, int base);`
- `int sscanf(char* str, char* format, ...);`

```
int    num, i;
char*  p_end, str1 = "333 rocks";
char   str2[10];

// converts "333 rocks" into long - p_end is conversion end
num = (int) strtol(str1, &p_end, 10);

// reads string into arguments based on format string
num = sscanf("3 blind mice", "%d %s", &i, str2);
```

outparam.c

Extra Exercises

- ❖ Some lectures contain “Extra Exercise” slides
 - Extra practice for you to do on your own without the pressure of being graded
 - You may use libraries and helper functions as needed
 - Early ones may require reviewing 351 material or looking at documentation for things we haven’t discussed in 333 yet
 - Always good to provide test cases in `main()`

- ❖ Solutions for these exercises will be posted on the course website
 - You will get the most benefit from implementing your own solution before looking at the provided one

Extra Exercise #1

- ❖ Write a function that:
 - Accepts an array of 32-bit unsigned integers and a length
 - Reverses the elements of the array in place
 - Returns nothing (`void`)

Extra Exercise #2

- ❖ Use a box-and-arrow diagram for the following program and explain what it prints out:

```
#include <stdio.h>

int foo(int* bar, int** baz) {
    *bar = 5;
    *(bar+1) = 6;
    *baz = bar + 2;
    return *((*baz)+1);
}

int main(int argc, char** argv) {
    int arr[4] = {1, 2, 3, 4};
    int* ptr;

    arr[0] = foo(&arr[0], &ptr);
    printf("%d %d %d %d %d\n",
           arr[0], arr[1], arr[2], arr[3], *ptr);
    return 0;
}
```

Extra Exercise #3

- ❖ Write a program that determines and prints out whether the computer it is running on is little-endian or big-endian.
 - Hint: `show_bytes.c` from 351 Lecture 3