

IP Addresses, DNS

CSE 333 Spring 2019

Instructor: Justin Hsia

Teaching Assistants:

Aaron Johnston

Andrew Hu

Daniel Snitkovskiy

Forrest Timour

Kevin Bi

Kory Watson

Pat Kosakanchit

Renshu Gu

Tarkan Al-Kazily

Travis McGaha

Administrivia

- ❖ hw3 is due Thursday (5/23)
 - Usual reminders: don't forget to tag, clone elsewhere, and recompile
- ❖ hw4 out on Friday (5/24)
- ❖ Exercise 15 will be released on Thursday
 - Related to section this week
- ❖ Mid-quarter Survey Results:
 - In-lecture handwriting is messy
 - Lecture handouts may be wasting paper
 - Exercise grading turnaround is too slow

Lecture Outline

- ❖ **Network Programming**
 - Sockets API
 - Network Addresses
 - DNS Lookup

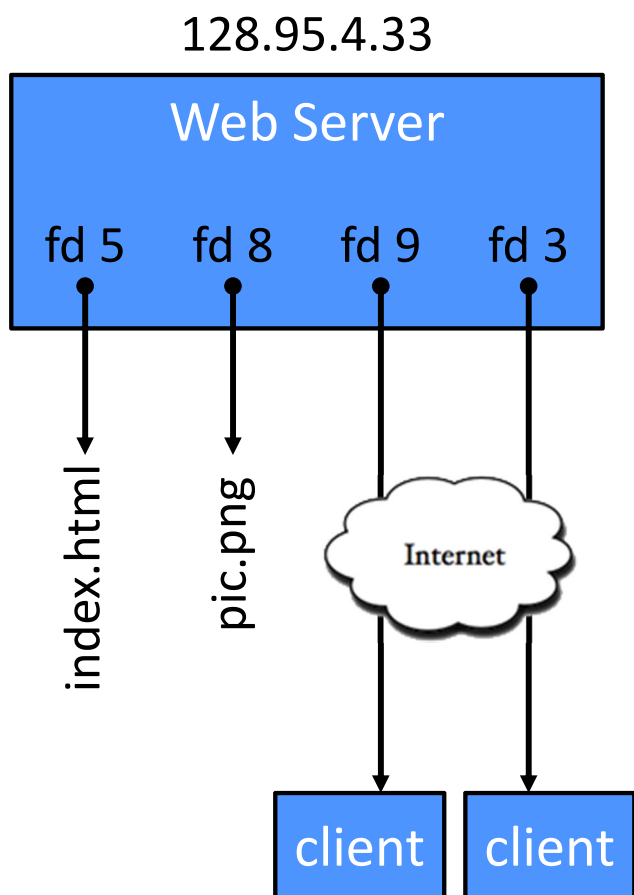
Files and File Descriptors

- ❖ Remember `open()`, `read()`, `write()`, and `close()` ?
 - POSIX system calls for interacting with files
 - `open()` returns a `file descriptor`
 - An integer that represents an open file
 - This file descriptor is then passed to `read()`, `write()`, and `close()`
 - Inside the OS, the file descriptor is used to index into a table that keeps track of any OS-level state associated with the file, such as the file position

Networks and Sockets

- ❖ UNIX likes to make *all* I/O look like file I/O
 - You use `read()` and `write()` to communicate with remote computers over the network!
 - A file descriptor use for network communications is called a `socket`
 - Just like with files:
 - Your program can have multiple network channels open at once
 - You need to pass a file descriptor to `read()` and `write()` to let the OS know which network channel to use

File Descriptor Table



OS's File Descriptor Table for the Process

File Descriptor	Type	Connection
0	pipe	stdin (console)
1	pipe	stdout (console)
2	pipe	stderr (console)
3	TCP socket	local: 128.95.4.33:80 remote: 44.1.19.32:7113
5	file	index.html
8	file	pic.png
9	TCP socket	local: 128.95.4.33:80 remote: 102.12.3.4:5544

Types of Sockets

❖ Stream sockets

- For connection-oriented, point-to-point, reliable byte streams
 - Using TCP, SCTP, or other stream transports

❖ Datagram sockets

- For connection-less, one-to-many, unreliable packets
 - Using UDP or other packet transports

❖ Raw sockets

- For layer-3 communication (raw IP packet manipulation)

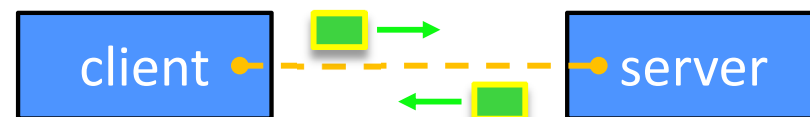
Stream Sockets

- ❖ Typically used for client-server communications
 - **Client**: An application that establishes a connection to a server
 - **Server**: An application that receives connections from clients
 - Can also be used for other forms of communication like peer-to-peer

1) Establish connection:



2) Communicate:



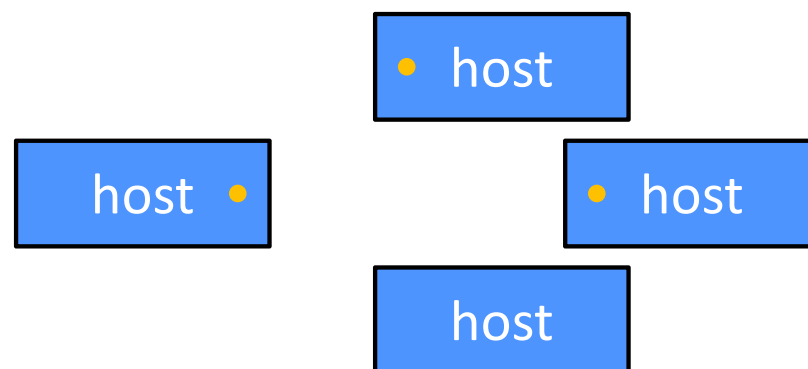
3) Close connection:



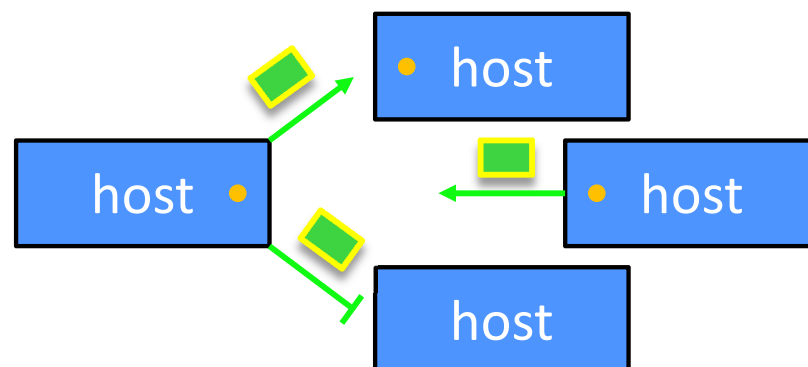
Datagram Sockets

- ❖ Often used as a building block
 - No flow control, ordering, or reliability, so used less frequently
 - *e.g.* streaming media applications or DNS lookups

1) Create sockets:



2) Communicate:



The Sockets API

- ❖ Berkeley sockets originated in 4.2BSD Unix (1983)
 - It is the standard API for network programming
 - Available on most OSs
 - Written in C

- ❖ POSIX Socket API
 - A slight update of the Berkeley sockets API
 - A few functions were deprecated or replaced
 - Better support for multi-threading was added

Socket API: Client TCP Connection

- ❖ We'll start by looking at the API from the point of view of a client connecting to a server over TCP

- ❖ There are five steps:
 - ✖ 1) Figure out the IP address and port to which to connect
 - 2) Create a socket
 - 3) Connect the socket to the remote server
 - 4) `read()` and `write()` data using the socket
 - 5) Close the socket

Step 1: Figure Out IP Address and Port

- ❖ Several parts:
 - Network addresses
 - Data structures for address info
 - DNS - Domain Name System – finding IP addresses

IPv4 Network Addresses

- ❖ An IPv4 address is a **4-byte** tuple
 - For humans, written in “dotted-decimal notation”
 - *e.g.* 128.95.4.1 (80 : 5f : 04 : 01 in hex)
- ❖ IPv4 address exhaustion
 - There are $2^{32} \approx 4.3$ billion IPv4 addresses
 - There are ≈ 7.71 billion people in the world (February 2019)

IPv6 Network Addresses

- ❖ An IPv6 address is a **16-byte** tuple (2^{128} addresses)
 - Typically written in “hextets” (groups of 4 hex digits)
 - ① • Can omit leading zeros in hextets
 - ② • Double-colon replaces consecutive sections of zeros
 - *e.g.* ~~2d01:0db8:f188:0000:0000:0000:0000:1f33~~
 - Shorthand: 2d01:db8:f188::1f33
 - Transition is still ongoing
 - IPv4-mapped IPv6 addresses
 - 128.95.4.1 mapped to `::ffff:128.95.4.1` or `::ffff:805f:401`
 - This unfortunately makes network programming more of a headache ☹

Linux Socket Addresses

- ❖ Structures, constants, and helper functions available in `#include <arpa/inet.h>`
- ❖ Addresses stored in **network byte order** (big endian)
- ❖ Converting between host and network byte orders:
 - `uint32_t htonl(uint32_t hostlong);`
 - `uint32_t ntohl(uint32_t netlong);`
 - 'h' for host byte order and 'n' for network byte order
 - Also versions with 's' for short (`uint16_t` instead)
- ❖ How to handle both IPv4 and IPv6?
 - Use C structs for each, but make them somewhat similar
 - Use defined constants to differentiate when to use each:
`AF_INET` for IPv4 and `AF_INET6` for IPv6
address family

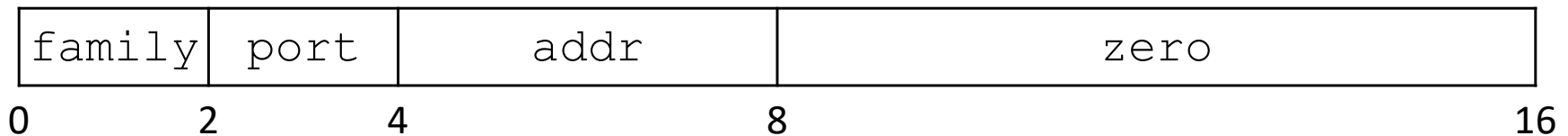
(many other socket types exist!)

IPv4 Address Structures

```
// IPv4 4-byte address
struct in_addr {
    uint32_t s_addr;           // Address in network byte order
};

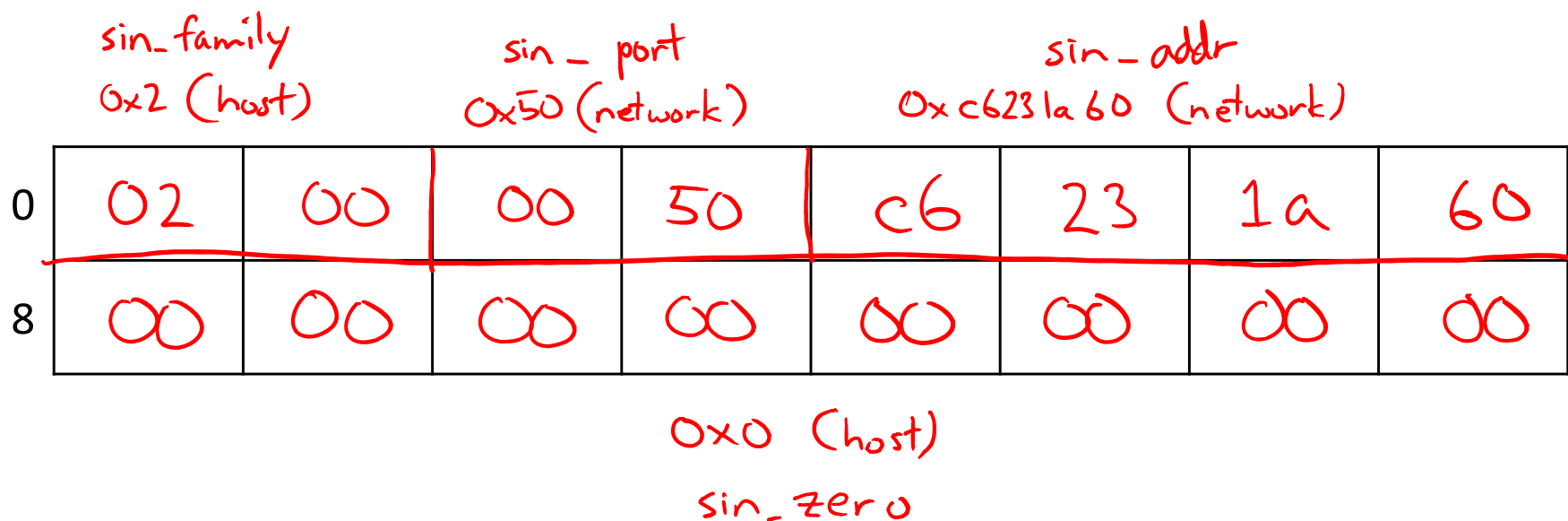
// An IPv4-specific address structure
struct sockaddr_in {
    sa_family_t    sin_family; // Address family: AF_INET
    in_port_t      sin_port;   // Port in network byte order (16 bits)
    struct in_addr sin_addr;   // IPv4 address
    unsigned char  sin_zero[8]; // Pad out to 16 bytes
};
```

struct sockaddr_in:



Practice Question

- ❖ Assume we have a `struct sockaddr_in` that represents a socket connected to 198.35.26.96 (c6:23:1a:60) on port 80 (0x50) stored on a little-endian machine.
 - `AF_INET = 2`
 - Fill in the bytes in memory below (in hex):



IPv6 Address Structures

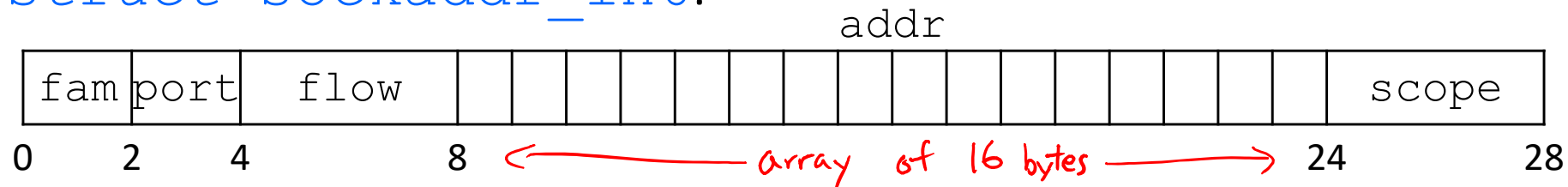
```

// IPv6 16-byte address
struct in6_addr {
    uint8_t s6_addr[16]; // Address in network byte order
};

// An IPv6-specific address structure
struct sockaddr_in6 {
    sa_family_t sin6_family; // Address family: AF_INET6
    in_port_t sin6_port; // Port number
    uint32_t sin6_flowinfo; // IPv6 flow information
    struct in6_addr sin6_addr; // IPv6 address
    uint32_t sin6_scope_id; // Scope ID
};
    
```

Handwritten notes: A red circle highlights `AF_INET6`. A red arrow points from the text "can ignore" to the `sin6_flowinfo` and `sin6_scope_id` fields.

`struct sockaddr_in6:`



Generic Address Structures

struct sockaddr *

```
// A mostly-protocol-independent address structure.
// Pointer to this is parameter type for socket system calls.
struct sockaddr {
    sa_family_t sa_family;    // Address family (AF_* constants)
    char        sa_data[14]; // Socket address (size varies
                             // according to socket domain)
};

// A structure big enough to hold either IPv4 or IPv6 structs
// (at least 28 bytes)
struct sockaddr_storage {
    sa_family_t ss_family;    // Address family

    // padding and alignment; don't worry about the details
    char __ss_pad1[_SS_PAD1SIZE];
    int64_t __ss_align;
    char __ss_pad2[_SS_PAD2SIZE];
};
```

- Commonly create `struct sockaddr_storage`, then pass pointer cast as `struct sockaddr*` to **connect()**

Address Conversion

- address family*
- string representation*
- output parameter (struct in_addr* or struct in6_addr*)*
- ❖ `int inet_pton(int af, const char* src, void* dst);`
 - Converts human-readable string representation (“presentation”) to network byte ordered address
 - Returns **1** (success), **0** (bad `src`), or **-1** (error)

```
#include <stdlib.h>
#include <arpa/inet.h>

int main(int argc, char **argv) {
    struct sockaddr_in sa;    // IPv4
    struct sockaddr_in6 sa6; // IPv6

    // IPv4 string to sockaddr_in (192.0.2.1 = C0:00:02:01).
    inet_pton(AF_INET, "192.0.2.1", &(sa.sin_addr));

    // IPv6 string to sockaddr_in6.
    inet_pton(AF_INET6, "2001:db8:63b3:1::3490", &(sa6.sin6_addr));

    return EXIT_SUCCESS;
}
```

genaddr.cc

Address Conversion

- ❖ `const char* inet_ntop(int af, const void* src, char* dst, socklen_t size);`
- address family* *struct in_addr* or struct in6_addr**
- Converts network addr in `src` into buffer `dst` of size `size`
 - Returns `dst` on success; `NULL` on error.

```
#include <stdlib.h>
#include <arpa/inet.h>

int main(int argc, char **argv) {
    struct sockaddr_in6 sa6;           // IPv6
    char astring[INET6_ADDRSTRLEN];   // IPv6

    // IPv6 string to sockaddr_in6.
    inet_pton(AF_INET6, "2001:0db8:63b3:1::3490", &(sa6.sin6_addr));

    // sockaddr_in6 to IPv6 string.
    inet_ntop(AF_INET6, &(sa6.sin6_addr), astring, INET6_ADDRSTRLEN);
    std::cout << astring << std::endl; // 2001:0db8:63b3:1::3490

    return EXIT_SUCCESS;
}
```

genstring.cc

or INET_ADDRSTRLEN

Domain Name System

- ❖ People tend to use DNS names, not IP addresses
 - The Sockets API lets you convert between the two
 - It's a complicated process, though:
 - A given DNS name can have many IP addresses
 - Many different IP addresses can map to the same DNS name
 - An IP address will reverse map into at most one DNS name
 - A DNS lookup may require interacting with many DNS servers

- ❖ You can use the Linux program “dig” to explore DNS
 - `dig @server name type (+short)`
 - `server`: specific name server to query
 - `type`: A (IPv4), AAAA (IPv6), ANY (includes all types)

DNS Hierarchy

